

# PERS Plan 1 Handbook

Public Employees' Retirement System

making it easy to see your future

January 2018

WASHINGTON STATE  
Department of Retirement Systems





## Public Employees' Retirement System (PERS) — Plan 1

### Welcome to PERS

- 2 Plan summary
- 3 How to contact the Department of Retirement Systems
- 3 Privacy of your information
- 4 How your plan works
- 6 Planning for retirement

### Milestones/ life changes

- 7 Becoming vested
- 7 Leaving public service
- 7 Returning to public service
- 7 Marriage or divorce
- 8 If the unexpected happens
- 9 Refund of contributions after 30 years of service credit

### Approaching retirement

- 9 Retirement planning checkup
- 10 Service retirement
- 11 Retiring as a dual member
- 11 Estimating your benefit
- 11 Purchasing additional service credit
- 11 Updating your plan for retirement

### Ready to retire

- 12 Applying for retirement online
- 12 Applying for retirement on paper
- 12 Your benefit options
- 12 Health insurance coverage
- 13 Federal benefit limit
- 13 Federal tax on your monthly benefit
- 13 Legal actions
- 13 When and how your benefit will be paid

### Once you retire

- 14 Optional Cost-of-Living Adjustment (COLA)
- 14 Working after retirement
- 14 Benefit overpayments or underpayments
- 14 Changing a benefit option or survivor after you retire
- 15 Glossary of terms
- 16 Index

# Public Employees' Retirement System



## Plan summary

### **PERS Plan 1 is a defined benefit plan.**

When you meet plan requirements and retire, you are guaranteed a monthly benefit for the rest of your life.

### **Your monthly benefit will be based on your earned service credit and compensation while a member of PERS Plan 1.**

In most cases, this formula will be used to calculate your monthly benefit:

$$2\% \times \text{service credit years} \times \text{Average Final Compensation} = \text{monthly benefit}$$

In most cases, **Average Final Compensation** (AFC) is the average of your 24 consecutive highest paid service credit months. Your benefit can be no higher than 60% of your AFC.

### **You and your employer each contribute a percentage of your salary or wages to help fund the plan.**

You contribute 6% of your salary or wages to your retirement plan. This rate is set by law.

The Washington State Investment Board (WSIB) holds in trust and invests those funds as well as their earnings.

### **You are vested in the plan when you have five years of service credit.**

Once you are **vested**, you have earned the right to a future monthly benefit. If you leave your job and withdraw your contributions, however, you give up your right to a benefit.

### **You are eligible to retire with a full benefit if you have at least five years of service credit when you meet the age requirement.**

For active members (see **membership status** in the glossary), you can retire at:

- Any age with at least 30 years of service credit
- Age 55 with at least 25 years of service credit
- Age 60 with at least five years of service credit



## DRS web tools

These tools can help you become retirement ready during your working years:

- *Live webinars*
- *Retirement Seminars*
- Benefit estimator within *online account access*
- *Deferred Compensation Program* (DCP)

To learn more, turn to page 6.

For inactive members, you can retire at:

- Age 65 with at least five years of service credit
- Age 60 with at least 20 years of service credit at separation as long as you were at least age 50 when you separated and left service on or after Jan. 1, 2002
- Age 60 with at least five years of service credit, but you'll be retiring with a reduced benefit

### **If the unexpected happens — disability or death before retirement — a benefit might be available.**

If you become totally incapacitated and leave your job as a result, you might be eligible for a disability retirement benefit.

If you die before you retire, your spouse, registered **domestic partner** or minor child, if applicable, could be eligible to receive a benefit based on your years of service credit.

### **Log in to or sign up for online access to your retirement account.**







Track your contributions and service credit. Read the latest newsletter. Update your **beneficiary** information or email address. Use your individual data to estimate your monthly benefit. And when you're ready, apply for retirement. You can get started at [www.drs.wa.gov/oa](http://www.drs.wa.gov/oa).



## How to contact the Department of Retirement Systems

The Washington State Department of Retirement Systems (DRS) administers the Public Employees' Retirement System and the Deferred Compensation Program (DCP).

### To contact DRS

<p><b>Call</b> </p> <p>360.664.7000 800.547.6657 TTY 711</p>	<p><b>Write</b> </p> <p>Department of Retirement Systems PO Box 48380 Olympia, WA 98504</p>	<p><b>Email</b> </p> <p>General inquiries: <i>recep@drs.wa.gov</i></p> <p>Send a secure message through your online account: <i>drs.wa.gov/oa</i></p>
<p><b>Visit</b> </p> <p>6835 Capitol Blvd. Tumwater, WA 98501</p> <p>See the DRS website for directions.</p>	<p><b>Hours</b> </p> <p>Monday - Friday 8 am to 5 pm Pacific Time</p>	<p><b>Website</b> </p> <p><i>drs.wa.gov</i></p> <p>You can also send email through the Contact Us page on the DRS website.</p>

### To contact DCP

<p><b>Call</b> </p> <p>888.327.5596 TTY 711 Fax 866.745.5766</p>	<p><b>Email</b> </p> <p><i>savewithwa@empower-retirement.com</i></p>	<p><b>Website</b> </p> <p><i>drs.wa.gov/savewithwa</i></p>
---	---	---

#### Privacy of your information

We are committed to protecting the privacy of your personal account information, including your Social Security number, which we use to track your account and submit required reports to the IRS. We will not disclose your information to anyone unless we are required to do so by law.

If you have insurance coverage through the *Washington State Public Employees Benefits Board (PEBB)*, we could share your information with PEBB to better serve you.

#### Handbook summary

This handbook is not a complete description of your retirement benefit. State retirement laws govern your benefit. If any conflicts exist between the information shown in this handbook and what is contained in current law, the law governs.

#### Glossary

Terms highlighted in **bold** print appear in the glossary of terms on page 15.



## How your plan works

### Overview

PERS Plan 1 is a 401(a) **defined benefit** plan. When you retire, you will receive a monthly benefit for the rest of your life that is based on your earned service credit and your **Average Final Compensation** (AFC). Even though the contributions you make help to fund the plan overall, they do not factor into the monthly benefit you receive.

### Eligibility for PERS Plan 1

You are eligible for PERS Plan 1 membership if the position you were hired into (before Oct. 1, 1977) is eligible. An eligible position is one that is normally compensated for at least 70 hours of work per month for at least five months of each year and the employer is one of the following:

- State government (for example, agency, department, board or commission)
- Local government, including a city, town or county
- Public utility district
- Public institution of higher learning
- School district
- Housing authority
- Diking, fire, health, irrigation, park, library, port, reclamation, sewer or water district
- Airport

Some employees might satisfy the basic membership criteria but be ineligible for other reasons. If one of the following applies to you, please contact us to determine whether you're eligible for PERS:

- You are a member of, or have retired from, another public retirement **system** in Washington state.
- You work for a college or university and belong to that entity's retirement plan.
- You signed a student waiver while employed by a college or university.
- You are participating in a retirement system that the city of Seattle, Spokane or Tacoma administers.
- You provide professional services on a fee, retainer or contract basis and the income you receive from those services is less than 50% of your gross income for

work performed in that profession.

- You are enrolled in a state-approved apprenticeship program, employed to earn hours for completing the program, and making contributions to a union-sponsored or Taft-Hartley retirement plan.

Membership in PERS might be optional for some elected or appointed officials; employees of the Legislature; city managers; and chief administrative officers of city, county, port and public utility districts. If you think you might fall into this category, consider visiting the DRS *Elected or Governor-Appointed Official* webpage.

### Previous membership in another Washington state public service retirement system

Membership in another of Washington's public service retirement **systems** (including the city retirement systems of Seattle, Tacoma or Spokane) can affect your:

- Eligibility for membership
- Eligibility to retire
- Benefit calculation

If you have ever been a member in another of Washington's public retirement plans, it is important that you contact us to confirm your eligibility and discuss your retirement options.

### Contributing to the plan

You are required to contribute 6% of your salary or wages to your retirement plan. This includes overtime and tax-deferred wages, but it might not include some forms of severance pay or some cash payments for unused sick or vacation leave. If you have questions about the compensation your employer reports for you, please contact your employer.

Your employer's contributions are also based on a percentage of your salary or wages. They are not matching funds, and you cannot withdraw them if you leave public service.

When you retire, the monthly benefit you receive will have been funded over time by your contributions, your employer's contributions and investment earnings.

## Earning service credit

**Service credit** is based on the number of hours you work, which your employer reports to DRS. When you retire, your service credit is a part of your monthly benefit calculation.

You receive one service credit month for each calendar month in which you are compensated for 70 or more hours of work. No more than one month of service credit can be earned each calendar month, even if more than one employer is reporting hours you work.

Beginning Sept. 1, 1991, you receive one-quarter of a service credit if you are compensated for fewer than 70 hours in a calendar month.

If one or both of the following apply to you, you need to know additional service credit information:

- You're an employee who has previous membership in another Washington state public retirement **system**:
  - » If you have earned **service credit** in another of the state's public retirement systems, you might be able to combine your PERS service credit with credit you earned in the other system(s). For more information, read the *What Is Dual Membership and How Does It Affect Me?* publication.
- You're an employee of a school district, educational service district, the Washington State School for the Blind, the Center for Childhood Deafness and Hearing Loss, or an institution of higher learning:
  - » You can receive 12 service credits for the school year as long as you are employed in an eligible position, earn compensation during at least nine months of the school year (that is, Sept. 1-Aug. 31) and have at least 630 hours of compensated employment.

## Designating your beneficiary

The **beneficiary** information you give DRS tells us the person(s) you want to receive your remaining benefit, if any, after your death. You can submit or update your beneficiary information at any time before retirement in your *online retirement account*. Sign up for or log in to your account. Then select **My Account** > **View/Edit** (beside **Beneficiary**). You have the option of submitting a paper *Beneficiary Designation* form instead, if you prefer.

If you don't submit this information, any benefits due will be paid to your surviving spouse or minor child. If you don't have a surviving spouse or minor child, we will pay your estate.

Be sure to review your beneficiary designation periodically and update it in your online retirement account if you need to make a change. If you marry, divorce or have another significant change in your life, be sure to update your beneficiary designation because these life events might invalidate your previous choices.

State-registered **domestic partners**, according to RCW 26.60.010, have the same **survivor** and death benefits as married spouses. Contact the *Secretary of State's Office* if you have questions about domestic partnerships.

## When you will be vested

Once you have at least five years of **service credit** in PERS, you have a **vested** right to a retirement benefit.

If you leave PERS employment before you're eligible to retire, you can choose to either leave your contributions in the plan, where they will continue to earn interest, or you can withdraw your contributions.

If you decide to withdraw your contributions, you give up your right to a future PERS retirement benefit. See "Returning to public service" on page 7 to learn more about re-establishing your benefit rights in certain circumstances.

### When you will be eligible to retire

You are eligible to retire with a full benefit if you have at least five years of service credit when you meet the age requirement.

For active members (see **membership status** in the glossary), you can retire at:

- Any age with at least 30 years of service credit
- Age 55 with at least 25 years of service credit
- Age 60 with at least five years of service credit

For inactive members, you can retire at:

- Age 65 with at least five years of service credit
- Age 60 with at least 20 years of service credit at separation as long as you were at least age 50 when you separated and left service on or after Jan. 1, 2002
- Age 60 with at least five years of service credit, but you'll be retiring with a reduced benefit to reflect that you will be receiving it over a longer period of time.

### How your monthly benefit will be calculated

Your benefit is determined by your **service credit** years and compensation. When you retire, this formula will be used to calculate your benefit:

$$2\% \times \text{service credit years} \times \text{AFC} = \text{monthly benefit}$$

**Average Final Compensation (AFC)** is the average of your 24 consecutive highest paid service credit months. Your benefit can be no higher than 60% of your AFC.

#### Example

##### Using the formula

If you retire at age 61 with 30 years of service credit and a monthly Average Final Compensation of \$5,000, your monthly benefit is \$3,000, calculated as follows:

$$2\% \times 30 \times \$5,000 = \$3,000$$



## Planning for retirement

Even though retirement might seem far away, planning for it now is one of the best things you can do for yourself and your family. Your monthly benefit will be an important part of your income in retirement, but it is just a portion of what you will need.

How do you begin developing your personal plan for retirement? First, estimate how much money you will need. That can vary based on factors that include:

- The lifestyle you'll want to lead when you retire
- Your health
- Whether you'll carry any debt into retirement
- Your life expectancy

Next, estimate how much money you will receive from all sources, such as Social Security, personal savings and other employer pension plans. When you compare this number with what you think you will need, you can adjust your savings plan accordingly.

Many tools can help you with your planning. Here are some on the [DRS website](#):

- [Live webinars](#) are available to attend online. Topics include Plan 2, Plan 3, plan choice, the Deferred Compensation Program (DCP), distributions from Plan 3, investment basics and Social Security basics.
- Retirement seminars are available to attend in person. You can also watch seminars when it's convenient for you on the [DRS Retirement Seminars](#) webpage. Topics include Plan 1, Plan 2, Plan 3, DCP, Social Security and health care options, and the Voluntary Employees' Beneficiary Association (VEBA).
- The benefit estimator within [online account access](#) can calculate your monthly benefit based on a variety of scenarios (for example, different retirement dates) using your actual account data. If you haven't already registered for this service, it takes just a few minutes to do so.

- The *Deferred Compensation Program* (DCP) is a special type of savings program that helps you invest for the retirement lifestyle you want to achieve. Unlike traditional savings accounts, DCP is tax-deferred. That means it lowers your taxable income while you are working and it delays payments of income on your investments until you withdraw your funds. Contributions are automatically deducted from your paycheck, so saving is easy. You can start with as little as \$30 per month. You can also let your contributions grow with percentage deductions.

Be sure to revisit your plan periodically and adjust for any changes in your professional and personal life.

## Milestones/life changes



### Becoming vested

When you have at least five years of **service credit** in PERS Plan 1, you have a **vested** right to a retirement benefit. This is a significant milestone in your public service career.



### Leaving public service

If you leave PERS employment, you can choose to either leave your contributions in the plan until you're eligible to retire or withdraw them. The IRS requires that you begin taking payment of your monthly benefit no later than age 70½, unless you are still employed.

Leaving PERS-covered employment is the only circumstance in which you can withdraw your contributions. Doing so cancels any rights and benefit you have accrued in PERS. You can restore your contributions and re-establish your benefit only in certain circumstances (see "Returning to public service" in the next section).

There are tax implications to withdrawing your contributions, so you might want to contact the IRS or a tax advisor before making a decision. The *Withdrawal of Retirement Contributions* publication offers more detailed information.

Be sure to keep us up to date on any changes to your name, address or **beneficiary**. It's important that you keep your beneficiary designation current, because a divorce, marriage or other circumstance might invalidate it.



### Returning to public service

If you leave your position, withdraw your contributions and later return to PERS work, you might be able to restore your previous **service credit**. To do so, you must repay the total amount of the contributions you withdrew plus interest within five years of returning to work or before you retire, whichever comes first. Contact us to find out that amount.

A **dual member**, or someone who belongs to more than one retirement **system**, might be able to restore service credit earned in a retirement system other than PERS. Each time you become a **dual member**, you'll have 24 months to restore service credit earned in a previous retirement system.

It might still be possible to buy service credit after the deadline has passed. However, the cost in that case can often be much higher. You can learn more by reading *Plan 1 Recovery of Withdrawn or Optional Service Credit*. You might find helpful information in *What Is Dual Membership and How Does It Affect Me?* as well.



### Marriage or divorce

Marrying, divorcing or separating can affect your monthly benefit.

#### **Court-ordered property division**

A court-ordered property division could award



benefits. As long as the order complies with applicable laws, we will pay a monthly benefit to your ex-spouse according to the division.

The DRS publication *How Can a Property Division Affect My Retirement Account?* contains detailed information.

### Updating your beneficiary

The **beneficiary** information you give DRS tells us the person(s) you want to receive your remaining benefit, if any, after your death. You can submit or update your beneficiary information at any time before retirement in your *online retirement account*. Sign up for or log in to your account. Then select **My Account** > **View/Edit** (beside **Beneficiary**). You have the option of submitting a paper *Beneficiary Designation* form instead, if you prefer.

If you marry or divorce before you retire, you need to update your beneficiary information, even if your beneficiary remains the same. It's very important that you keep your beneficiary designation up to date.



## If the unexpected happens

### Temporary leave from your job

You might need to take a temporary leave from your job because of military service or a temporary disability.

If so, you might be able to obtain **service credit** for work time missed while you were on leave.

### Service credit for military service

If you left your position for uniformed military service, you might be eligible to receive service credit for that period of military service.

Interruptive military service credit is available to those who interrupt their PERS service to serve in the U.S. military. You can receive credit for interruptive military service if you meet the following two criteria:

- You received an authorized leave of absence from your employer to serve in one of the armed or uniformed services of

the United States.

- You return to work with a PERS-covered employer within statutorily defined time limits.

If you become totally incapacitated as a result of serving in the United States military, you (or your surviving spouse or children, in the case of your death) can apply for military service credit without your return to employment.

Noninterruptive military service credit is available to people who served in the U.S. military before becoming PERS members or during breaks between PERS employment. To receive credit for military service performed before becoming a member, you must meet the following two criteria:

- You have at least 25 years of PERS Plan 1 service.
- You are a veteran as defined in the Revised Code of Washington (RCW).

Read our *PERS Plan 1 Service Credit for Interruptive Military Service* and *PERS Plan 1 Non-Interruptive Military Service Credit* publications for more information.

### Disability before retirement

In some cases, you can obtain service credit for work time missed while you were on leave for a temporary disability.

If you become totally incapacitated and leave your job as a result, you might be eligible for a disability retirement benefit.

To learn more, please refer to the *PERS Plan 1 Disability Benefits* publication or call us for information.

### Death before retirement

If you have fewer than 10 years of service credit at the time of your death, your accumulated contributions plus interest will be paid to your **beneficiary**.

If you have 10 or more years of service credit at the time of your death, your spouse (or the guardian of your minor children, if you aren't married) can choose to receive either a

lump sum payment of your contributions plus interest or a monthly benefit. If you don't have a surviving spouse or minor children, your contributions plus interest will be paid to your beneficiary or estate.

The monthly benefit will be calculated as if you had retired and chosen a 100% **survivor** benefit (see Option 2 on page 12 in the "Ready to retire" section of this handbook).

If your surviving spouse dies while receiving the benefit, your minor children will receive the benefit that was being paid to your surviving spouse. The benefit will be divided equally among the children, and each will receive his or her portion until he or she turns 18.

### **Death as a result of an injury or occupational disease sustained during employment**

If the *Department of Labor & Industries* determines that your death was the result of injuries sustained during the course of employment or an occupational disease or infection that arose from your employment, your beneficiary will be entitled to a one-time, duty-related death benefit.



### **Refund of contributions after 30 years of service credit**

Do you have at least 30 service credit years? If so, you can make a one-time, permanent choice to participate in a program in which post-30-year contributions are refunded at retirement. To do so, you must sign up within six months of earning 30 service credit years.

Program participants earn 7.5% interest on their post-30-year contributions. If you participate, your monthly benefit will be based on your earnings before you joined the program.

Before your 30th service credit year, DRS will contact you with information to help you make an informed decision. To learn more, read *PERS Plan 1: Post-30-Year Program*.

## **Approaching retirement**



### **Retirement planning checkup**

Consider taking time to check in on your retirement planning. Have you analyzed how much you will need and how much you will have in retirement? Has anything in your plan changed? Have you joined the state's Deferred Compensation Program (DCP) or another supplemental savings program?

Things to consider:

- Identify your retirement lifestyle goals. Will you want to travel the world or stay close to home? Different lifestyle choices can mean different financial goals.
- Take care of your health. The cost of medical care can be one of the largest expenses you incur in retirement. Getting regular checkups now and maintaining a healthy lifestyle can have an impact on what those costs will be when you retire.
- Pay down debt. Debt lessens the money you have available to save. Paying off debt while you're still generating a paycheck will affect how much you have to save and give you greater flexibility in retirement.
- Sign up for DCP or another similar savings vehicle. If you choose to get started with DCP, you can defer as little as \$30 a month from your paychecks, and you can change that amount whenever you want.
- Sign up for DCP or another similar savings vehicle. (It's never too late to get started.) If you're already saving with DCP or another plan, consider increasing your contribution amount. Making even a small increase can make a big difference over the long run. Use the *calculator* on the DCP website to see the impact different contribution amounts could have. Here's an important tip: If you're age 50 or older, the IRS allows a higher contribution limit, which enables you to save even more in your DCP account if you choose.

These questions are key as you approach retirement.

- How much income will you need in retirement?
- What will your monthly benefit be?
- How will your benefit change if you work past age 60 or you decide to retire early?
- Will you want to increase your benefit by purchasing additional **service credit**?
- What other income will you have available to you in retirement?

This section can help you find the answers. If you haven't already signed up for [online account access](#), consider doing so. With this access, you can calculate your benefit using different scenarios and your individual account information.



## Service retirement

You are eligible to retire with a full benefit if you have at least five years of service credit when you meet the age requirement.

For active members (see **membership status** in the glossary), you can retire at:

- Any age with at least 30 years of service credit
- Age 55 with at least 25 years of service credit
- Age 60 with at least five years of service credit

For inactive members, you can retire at:

- Age 65 with at least five years of service credit
- Age 60 with at least 20 years of service credit at separation as long as you were at least age 50 when you separated and left service on or after Jan. 1, 2002
- Age 60 with at least five years of service credit, but you'll be retiring with a reduced benefit

This formula will be used to calculate your monthly benefit:

$$2\% \times \text{service credit years} \times \text{AFC} = \text{monthly benefit}$$

AFC is the average of your 24 consecutive highest paid service credit months. Your benefit can be no higher than 60% of your AFC.

### Example

#### Service retirement

If you retire at age 60 with 20 years of service credit and a monthly Average Final Compensation of \$3,700, your monthly benefit is \$1,480 each month, calculated as follows:

$$2\% \times 20 \times \$3,700 = \$1,480$$

If your monthly benefit is less than \$50, you can choose to take a lump sum retirement benefit. (It's likely that only a member who retires early on disability or as a **dual member** would receive this type of payment.) If you receive a lump sum payment, you are considered retired from PERS.

### Using leave to increase your benefit

If you cash out leave (such as annual or sick leave), you might be eligible to use all or part of the cashout value in your AFC calculation if it was earned during your highest-paid service credit months.

### School district employees

School district employees may use up to 45 days of accumulated sick leave to retire early. For example, if you have 45 days of sick leave and are age 60 or older, you may retire with at least four years and ten months of service credit. Cashed out sick leave may not be used for this purpose.

Sick leave cannot be used to meet the age requirement or as service credit in determining the amount of your retirement benefit. If you plan to use sick leave to advance your retirement date, contact DRS before separating from employment.



## Retiring as a dual member

If you are a member of more than one Washington state retirement **system**, you are a **dual member**. You can combine **service credit** earned in all dual member systems to become eligible for retirement.

In most cases, your monthly benefit will be based on the highest base salary you earned, regardless of which system you earned it in. Base salary includes your wages and overtime and can include other cash payments if those payments are included as base salary in all the retirement systems you are retiring from.

### Maximum benefit

If you retire as a dual member, your total benefit cannot exceed the amount you would have received if all your service had been in a single system. The maximum benefit limitation applies only if you have:

- 15 or more service credit years in a plan with a benefit cap
- More than 30 years total combined service

### Example

#### Dual member

If you retire at age 65 with three years of service credit from PERS Plan 1 and four from the Teachers' Retirement System (TRS) Plan 1, you are a dual member. Without dual membership, your service would not be eligible for a monthly benefit from either system. With dual membership, your service credit is combined, giving you enough to retire. Your benefit from each is calculated with service from that system.

This is how your benefit is calculated:

$$2\% \times 3 \text{ (PERS service credit years)} \times \text{Average Final Compensation (AFC)} = \text{PERS benefit}$$

$$2\% \times 4 \text{ (TRS service credit years)} \times \text{AFC} = \text{TRS benefit}$$

$$\text{PERS benefit} + \text{TRS benefit} = \text{total monthly benefit}$$

For more information, read [What Is Dual Membership and How Does It Affect Me?](#)



## Estimating your benefit

If you expect to retire within the next year, we encourage you to contact us to request a written estimate of your benefit. Remember, you can also use [online account access](#) to estimate your benefit at different retirement dates.



## Purchasing additional service credit

At the time you retire, you may purchase additional **service credit** to increase your monthly benefit. You cannot use the additional service credit to qualify for retirement.

We can provide you with estimates for the cost of purchasing the service credit and the increase to your benefit. If you choose to purchase, a *Request to Purchase Additional Retirement Service Credit* form must be submitted to us at the same time you submit your retirement application.

For more information, read the [Purchasing Additional Service Credit](#) publication.



## Updating your plan for retirement

Has anything changed with your retirement planning? Perhaps you want to work longer or retire earlier than you previously thought. Be sure to adjust your planning to meet your needs.

If you are within five years of retirement, we encourage you to attend a DRS retirement planning seminar. Seminars offer valuable tips on preparing for retirement. Check the [schedule](#), and sign up online. You also have the option of watching a [retirement planning seminar](#) online.

## Ready to retire



### Applying for retirement online

To apply online, go to [online account access](#) and either sign up for or log in to your account.

The online retirement application will display only what you need based on your retirement **system, plan** and retirement eligibility rules. Follow the step-by-step instructions and electronically submit the application to us when you're ready.



### Applying for retirement on paper

Request a retirement application from us. Submit the completed application with all required signatures and documentation, including proof of age for your **survivor** if you choose a Survivor Option (see Options 2, 3 and 4 below).

If you're purchasing **service credit**, complete and turn in your *Request to Purchase Retirement Service Credit* form with your application.



### Your benefit options

When you apply for retirement, you will choose one of the four benefit options shown below. Once you retire, you can change your option in only limited, specific circumstances, so select carefully.

#### Option 1 Single Life

This option pays the highest monthly amount of the four choices, but it is for your lifetime only. No one will receive an ongoing benefit after you die. If you die before the benefit you have received equals your contributions plus interest (as of the date of your retirement), the difference will be paid in a lump sum to your designated **beneficiary**.

#### Option 2 Joint and 100% survivor

Your monthly benefit under this option is less than the Single Life Option. But after your death, your **survivor** will receive the same benefit you were receiving for his or her lifetime.

#### Option 3 Joint and 50% survivor

This option applies a smaller reduction to your monthly benefit than Option 2. After your death, your survivor will receive half the benefit you were receiving for his or her lifetime.

#### Option 4 Joint and 66.67% survivor

This option applies a smaller reduction to your benefit than Option 2 and a larger reduction than Option 3. After your death, your survivor will receive 66.67% (or roughly two-thirds) of the benefit you were receiving for his or her lifetime.

#### Your spouse must agree to the option you pick

If you are married and choose a Survivor Option other than Option 3, the law requires that your spouse consent to your choice by cosigning your retirement application. If your spouse's consent is not provided, an Option 3 benefit will be paid to you and your spouse will be designated to receive the **survivor** benefit.



### Health insurance coverage

Ask your employer if you will be eligible for health insurance coverage through the *Public Employees Benefits Board (PEBB)* once you retire. You can also call the Health Care Authority at 800-200-1004 or visit [www.hca.wa.gov](http://www.hca.wa.gov).

If you qualify for continuing coverage, you must meet strict timelines to apply for or request a deferral. If you are not entitled to PEBB coverage, you might be eligible for health insurance your employer provides. For more information, consult your employer.



## Federal benefit limit

When you retire, your benefit could be limited if it exceeds the federally allowed amount. For 2018, the limit is \$220,000, but it can be adjusted annually for inflation. Members hired before Jan. 1, 1990, have different limits. When we process your benefit estimate, we will notify you if your benefit exceeds the limit.

Few retirement **system** members should be impacted by this limit. If you think it could impact you, please call us for additional information.



## Federal tax on your monthly benefit

Most, if not all, of your benefit will be subject to federal income tax. The only exception will be any portion that was taxed before it was contributed. When you retire, we will let you know if any portion of your contributions has already been taxed.

Since most public employers deduct contributions before taxes, it's likely your entire retirement benefit will be taxable.

At retirement, you must complete and submit a federal *W-4P form* to let us know how much of your benefit should be withheld for taxes. If you don't, IRS rules require withholding as if you are married and claiming three exemptions. You can adjust your withholding amount at any time during retirement by completing a new *W-4P form*.

For each tax year you receive a retirement benefit, we will provide you with a 1099-R form to use in preparing your tax return (see the *1099-R sample*). These forms are usually mailed at the end of January for the previous year. The information is also available through *online account access*.

It is your responsibility to declare the proper amount of taxable income on your income tax return.



## Legal actions

In general, your monthly benefit is not subject to assignment or attachment. However, it could be subject to court and administrative orders issued under federal law or for spousal maintenance and child support.

You can find more information in the publication *Can Legal Action Affect My Retirement Account?*



## When and how your benefit will be paid

After you retire, your retirement benefit will be paid at the end of each month and directly deposited in your financial institution account. You must enter your banking information in your *online retirement account* or complete the *Direct Deposit Authorization* form as part of your retirement application.

If you need to change your financial institution once you've started your retirement, just update your information in your online account or send us a new authorization form. In rare cases, if you are unable to receive payment by direct deposit, payment will be mailed at the end of each month.

## Once you retire



### Optional Cost-of-Living Adjustment (COLA)

When you apply for retirement, you can choose to receive the Optional COLA in exchange for a lowered monthly benefit. (See your benefit estimate.) If you choose the COLA, on July 1 of every year following your first full year of retirement, your monthly benefit will be adjusted to a maximum of 3% per year, as determined by the *Consumer Price Index*.

Make your Optional COLA choice on your retirement application. Once you submit your application, your choice is permanent. To see your benefit with and without the Optional COLA, try the *Optional COLA calculator*.

#### Other adjustments

Several other COLAs apply to small groups of members. For more information, see the *Plan 1 Optional COLA Frequently Asked Questions*.



### Working after retirement

If you return to public service in Washington state after you retire, your benefit could be affected, depending on the position and number of hours you work.

In certain circumstances, you might be required to become a member of, and pay contributions to, another retirement **system**. You might be able to work limited hours with no impact to your benefit.

If you think you might be returning to work after retirement, call us to see if your benefit will be affected. Consider reviewing the *Thinking About Working After Retirement?* publication.



### Benefit overpayments or underpayments

If you ever receive an overpayment of your monthly benefit, you are required to repay it. If we discover your benefit has been underpaid, we will correct the error and award you a retroactive payment, if applicable.



### Changing a benefit option or survivor after you retire

Once you retire, you may change your benefit option or **survivor** in the following circumstances only:

- If you designate someone other than your spouse to receive your survivor benefit, you can change to an Option 1 (no survivor) benefit at any time after retirement.
- If you choose a Survivor Option (Option 2, 3 or 4) and your designated survivor dies before you do, your monthly benefit can be adjusted to the higher Option 1 payment level. Be sure to notify us to begin this change.
- If you marry or remarry after retirement and remain married for at least one year, you might be able to change your benefit option and provide a survivor benefit for your new spouse. To qualify for this opportunity, you must request the change during your second year of marriage. Contact us for estimates on how this will affect your monthly benefit. Also, be aware that this opportunity might not be available if a court-ordered property division has impacted your benefit.
- If you re-enter PERS membership and earn 24 months of uninterrupted **service credit**, you can select a different Survivor Option when you retire again.

## Glossary of terms

**Average Final Compensation (AFC):** The monthly average of your 24 consecutive highest paid service credit months. Your Average Final Compensation is used in determining your monthly benefit.

**Beneficiary:** The person(s), estate, organization or trust you have designated to receive any benefit payable upon your death. Your beneficiary must have a federal tax identification number or a Social Security number.

**Cost-of-Living Adjustment (COLA):** If you choose the Plan 1 Optional COLA, on July 1 of every year following your first full year of retirement, your monthly benefit will be adjusted to reflect the percentage change in the Consumer Price Index — to a maximum of 3% per year.

**Defined benefit:** A retirement plan in which your benefit is based on a formula rather than an account balance. The formula provides a monthly benefit based on your years of service and your Average Final Compensation.

**Domestic partner:** In a registered domestic partnership, both individuals have met the state's legal requirements and registered their partnership with the Secretary of State's Office or another jurisdiction. Contact the Secretary of State's Office if you have questions about the requirements. Registered domestic partners have the same survivor and death benefits as married spouses. However, differences could occur in how taxes are handled at the federal level.

**Dual member:** You are a dual member if you have established membership in more than one Washington state retirement system, including first-class city retirement systems for Seattle, Spokane and Tacoma, but excluding Plan 1 of the Law Enforcement Officers' and Fire Fighters' Retirement System.

**Membership status:** The status of your retirement membership. This can be:

- Active, which means you are currently employed in a position covered by one of the state retirement systems
- Inactive, which means you no longer are actively contributing to the state retirement system and have not withdrawn your contributions after leaving employment (which might leave you eligible to receive a benefit once you reach retirement age)
- Withdrawn, which means you were employed in a position covered by one of the state retirement systems and you withdrew your contributions after leaving employment

**Reduced benefit:** A benefit that has been decreased by a factor provided by the Office of the State Actuary. A benefit is reduced in two situations: when you retire early or you retire and select a Survivor Option (which pays a benefit to your survivor after your death).

**Service credit:** The credit you receive each month for working in a position covered by one of the state retirement systems. Service credit is used to determine your eligibility for retirement and your benefit amount.

**Survivor:** The individual you choose — when picking Option 2, 3 or 4 at retirement — to receive benefit payments after your death.

**System/plan:** The retirement system and plan in which you are a member.

**Vested:** You have earned the right to receive a retirement benefit once you reach an eligible age.



# Index

## A

Applying for retirement, 12  
Approaching retirement, 9  
Authorized leave of absence, 8  
Average Final Compensation, 2, 4, 6, 10, 11, 15

## B

Becoming vested, 7  
Beneficiary, 5, 7, 8, 12  
Benefit calculation, 2, 4, 10  
Benefit options, 12, 14

## C

Changing a benefit option or survivor after you retire, 14  
Compensation, 4, 6, 10  
Contributions, 2, 4, 5, 12, 14  
Cost-of-Living Adjustment (COLA), 14, 15

## D

Death, 2, 8, 12, 15  
Deferred Compensation Program (DCP), 3, 7, 9  
Defined benefit, 2, 4, 15  
Designating your beneficiary, 5, 8  
Disability, 2, 8, 10  
Divorce, 7  
Domestic partner, 2, 5, 15  
Dual member, 7, 10, 15

## E

Earning service credit, 5  
Eligible to retire, 2, 5, 7  
Estimating your benefit, 11

## F

Federal benefit limit, 13  
Federal tax, 13  
Formula, 2, 6, 10, 15

## G

Glossary of terms, 15

## H

Health insurance coverage, 3, 12  
How to contact DRS, 3  
How your plan works, 4

## I

If the unexpected happens, 8

## L

Leaving public service, 7  
Legal actions, 13  
Life changes, 7

## M

Marriage, 7, 14  
Milestones, 7  
Military service, 8

## O

Once you retire, 12, 14  
Online account access, 10  
Overpayments, 14

## P

Plan summary, 2  
Planning for retirement, 6, 11  
Privacy of your information, 3  
Property division, 7, 14  
Public Employees Benefits Board (PEBB), 3, 12  
Purchasing additional service credit, 11

## R

Ready to retire, 12  
Reduced benefit, 12, 15  
Retirement planning checkup, 9  
Retiring as a dual member, 11  
Returning to public service, 7

## S

Seminar, 11  
Service credit, 2, 5, 7, 8, 11, 15  
Service retirement, 10  
Survivor, 5, 9, 12, 14, 15

## T

Temporary disability, 8

## U

Underpayments, 14  
Updating your plan for retirement, 11

## V

Vested, 2, 5, 7, 15

## W

When and how your benefit will be paid, 13  
Withdraw, 2, 4, 5, 7  
Working after retirement, 14