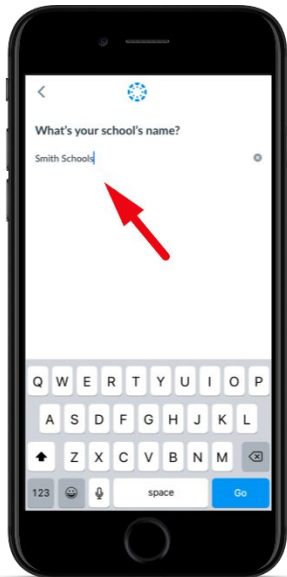




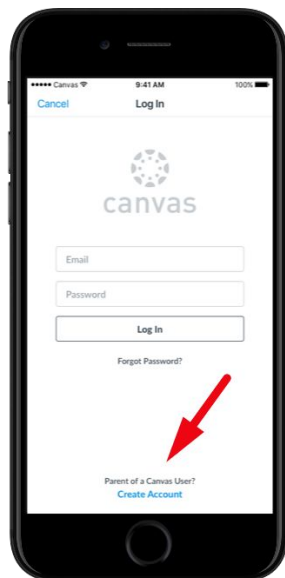
How to connect with your student using the Canvas Parent mobile app.

Your child will need to give you a “pairing code”. It can be obtained by logging into their Canvas account (shorelineschools.instructure.com), clicking the Account icon, clicking Settings, and clicking the “Pair with Observer” button.

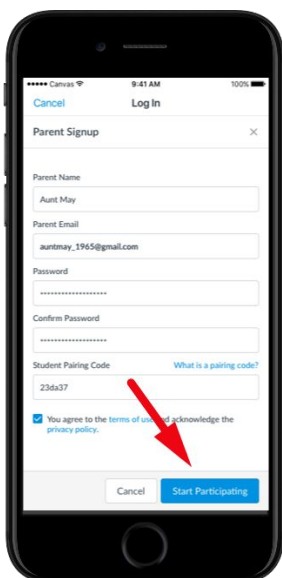
- 1 Download the Canvas Parent app from the App Store or Google Play.



- 2 Open the Canvas Parent app, tap the Find my School button, enter Shoreline School District, and proceed.



- 3 Tap Create Account link at the bottom of the login page.



- 4 Fill out the signup form, including the pairing code. Finally, tap the Start Participating button.



- 5 You're now connected!