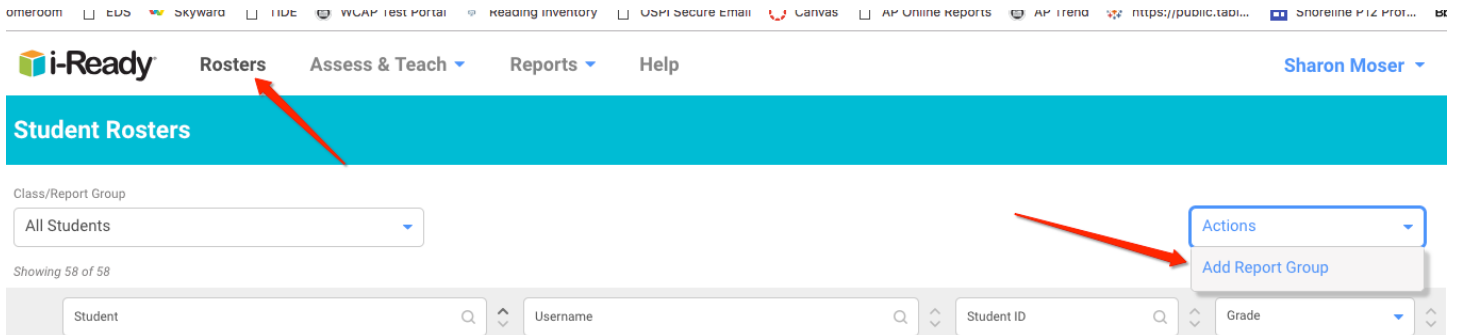


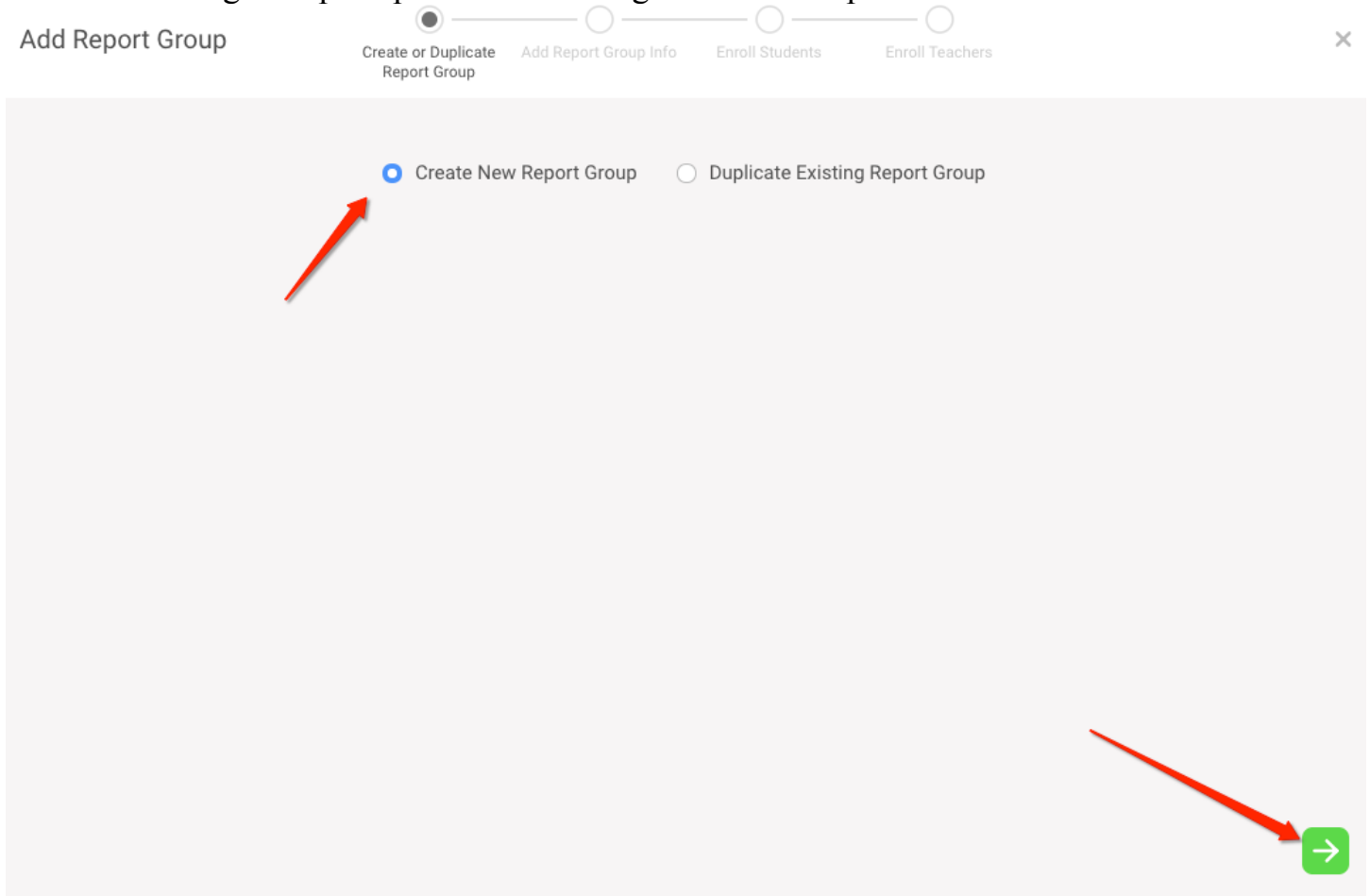
i-Ready Tip Sheet

How To Create Student Rosters

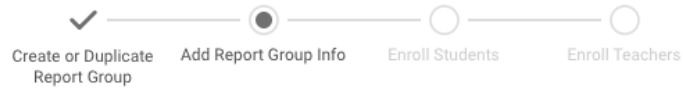
1. Click on Rosters in the top menu
2. In the Actions pull down box select Add Roster Group



3. Go through the prompts and click the green arrow to proceed.



Add Report Group



New

Report Group Name

Subject

Grade

School

SHORECREST HIGH SCHOOL

Teacher

~~Shorecrest~~



Save & Continue →

4. Select the students you want from the list and move them to the box on the right.

Add Report Group

Progress: Create or Duplicate Report Group ✓ | Add Report Group Info ✓ | **Enroll Students** ● | Enroll Teachers ○

New | Sample Group

Available (55) Selected (2) Enrolled (3)

<input type="checkbox"/>	Student	Student ID	Gr.
<input checked="" type="checkbox"/>	[Redacted]	0978650	10
<input type="checkbox"/>	[Redacted]	0989073	10
<input type="checkbox"/>	[Redacted]	0994987	9
<input type="checkbox"/>	[Redacted]	0994147	10
<input checked="" type="checkbox"/>	Brown, Jolie	0975658	9
<input type="checkbox"/>	[Redacted]	0644547	12
<input type="checkbox"/>	[Redacted]	0976502	11
<input type="checkbox"/>	[Redacted]	0994542	12
<input type="checkbox"/>	[Redacted]	0987616	11

<input type="checkbox"/>	Student	Student ID	Gr.
<input type="checkbox"/>	[Redacted]	0974874	12
<input type="checkbox"/>	[Redacted]	0985537	10
<input type="checkbox"/>	[Redacted]	0982079	9

Save & Continue →

5. In the Reports tab choose Diagnostic Results then pick Report Group from the Show Results By pull down.

Diagnostic Results

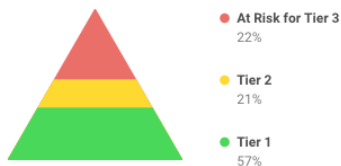
School: ALBERT EINSTEIN MIDDLE ... Subject: Math

Diagnostic: Winter 2018-19 Prior Diagnostic: None Placement Definition: Standard View

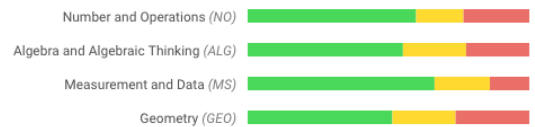
01/14/19 - 02/08/19

Students Assessed/Total: 107/685

Overall Placement



Placement By Domain



Switch Table View

Placement Summary

Showing 397 of 397

Class

Show Results By

- Class
- Report Group
- Grade

Placement

Students

2016-17-CEPAMICS

50%

25%

25%