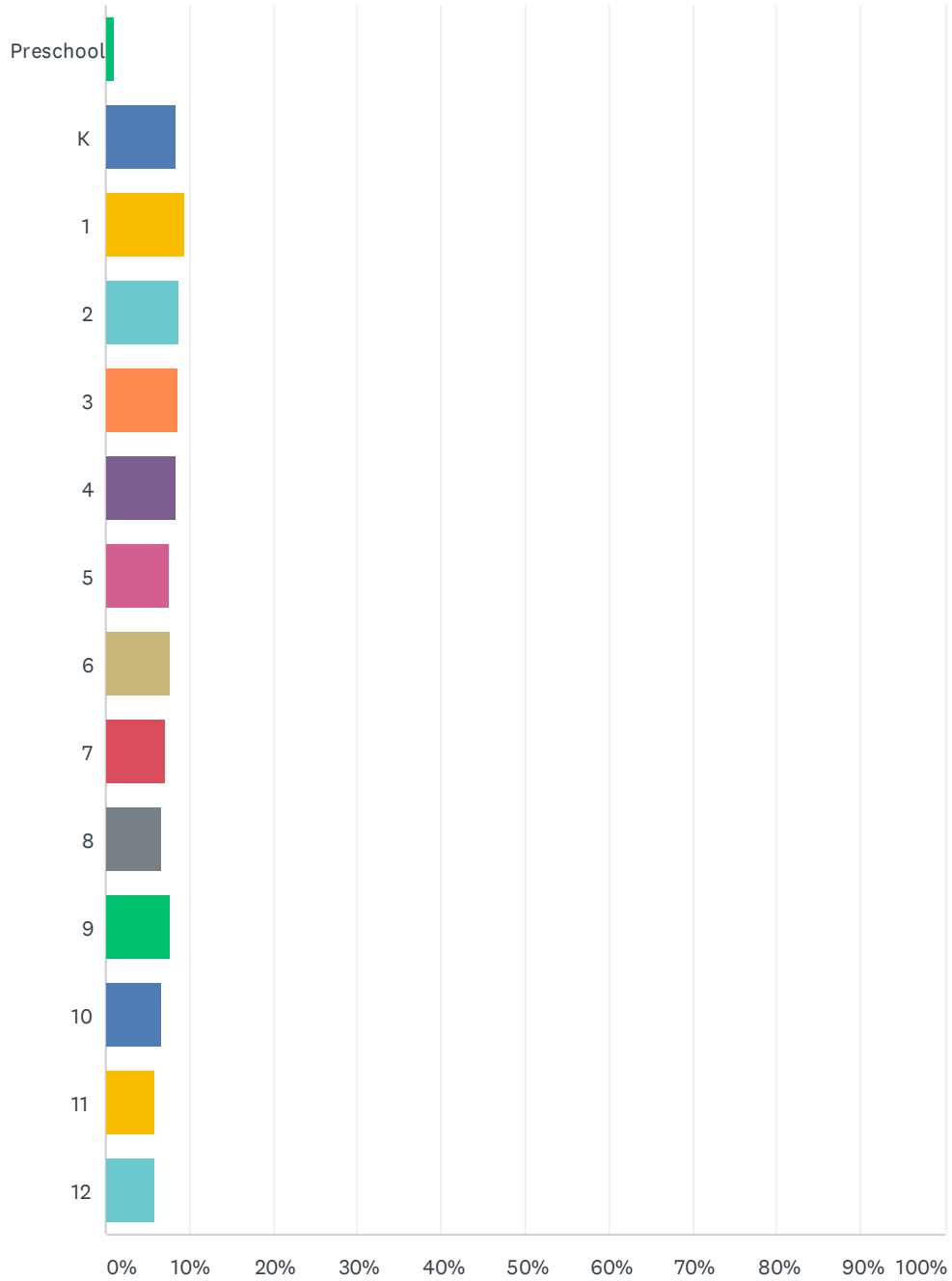


Q1 Please select your child's grade level:

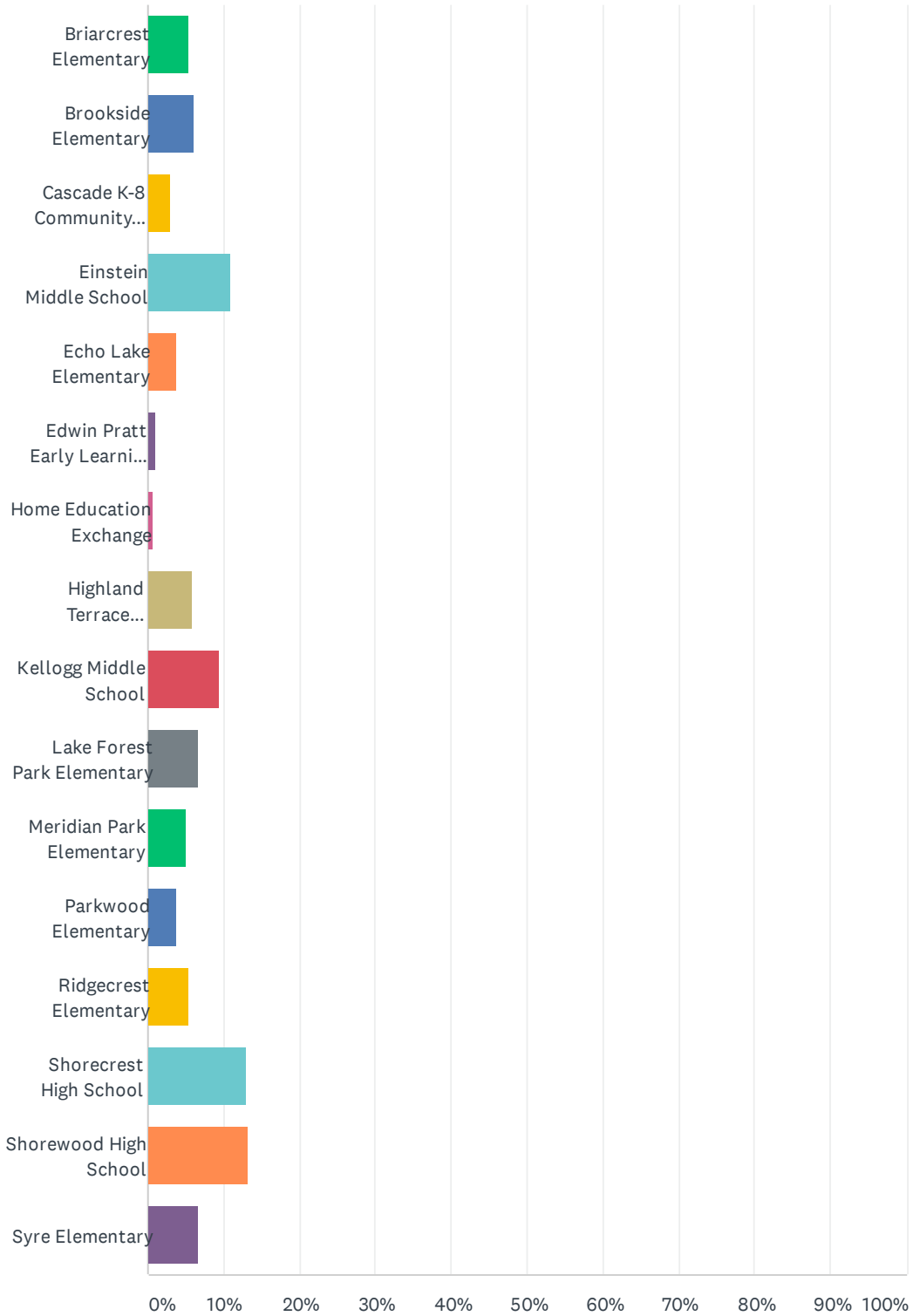
Answered: 2,493 Skipped: 2



ANSWER CHOICES	RESPONSES	
Preschool	1.12%	28
K	8.34%	208
1	9.43%	235
2	8.78%	219
3	8.66%	216
4	8.38%	209
5	7.50%	187
6	7.66%	191
7	7.14%	178
8	6.74%	168
9	7.74%	193
10	6.62%	165
11	5.94%	148
12	5.94%	148
TOTAL		2,493

Q2 Which school does your child attend?

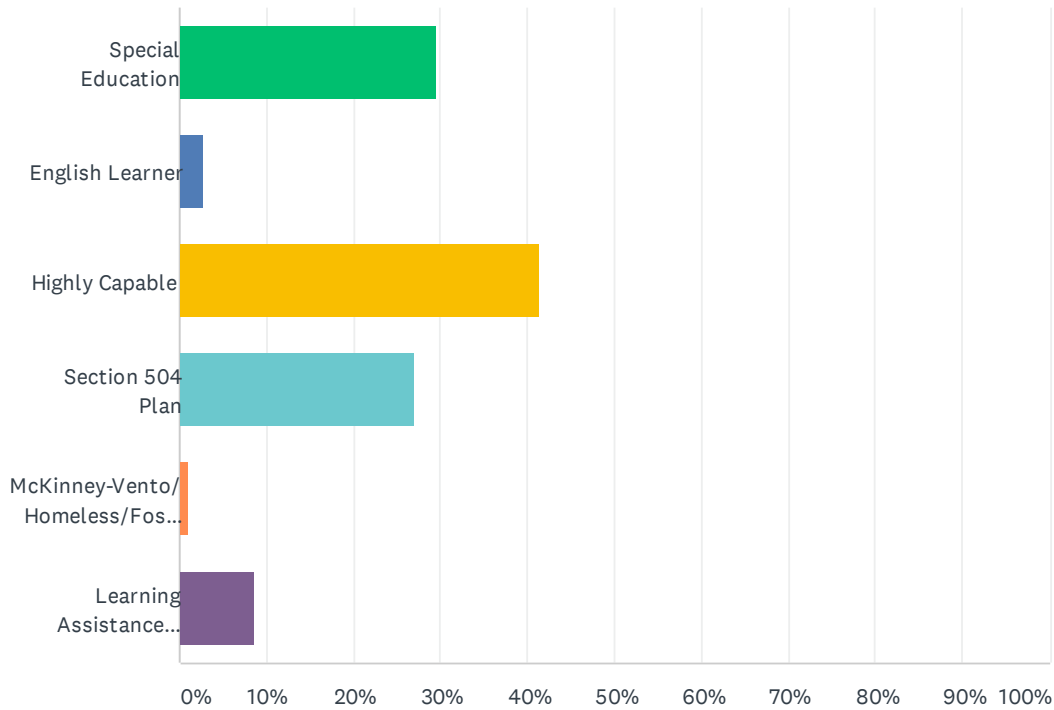
Answered: 2,488 Skipped: 7



ANSWER CHOICES	RESPONSES	
Briarcrest Elementary	5.43%	135
Brookside Elementary	5.99%	149
Cascade K-8 Community School	2.93%	73
Einstein Middle School	10.93%	272
Echo Lake Elementary	3.82%	95
Edwin Pratt Early Learning Center	1.09%	27
Home Education Exchange	0.60%	15
Highland Terrace Elementary	5.87%	146
Kellogg Middle School	9.49%	236
Lake Forest Park Elementary	6.59%	164
Meridian Park Elementary	5.02%	125
Parkwood Elementary	3.86%	96
Ridgecrest Elementary	5.51%	137
Shorecrest High School	13.02%	324
Shorewood High School	13.14%	327
Syre Elementary	6.71%	167
TOTAL		2,488

Q3 If your child is in a special program, please select all that apply.

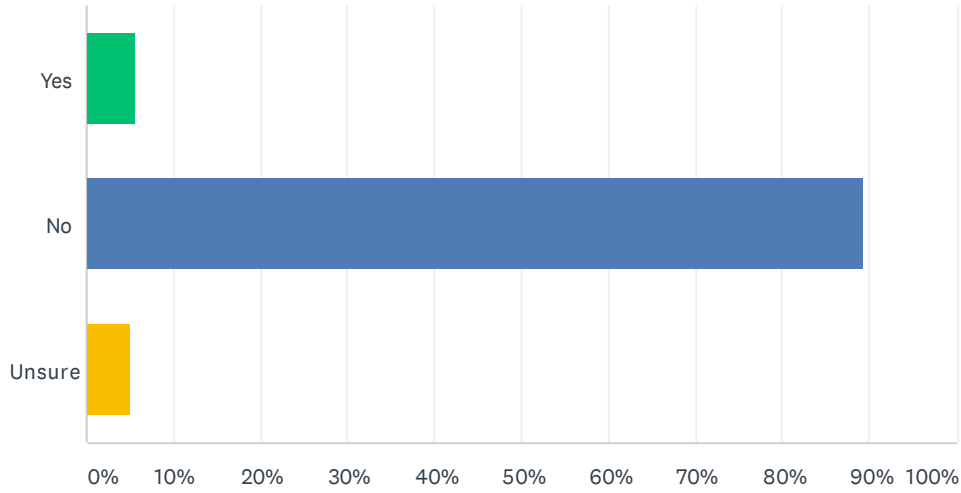
Answered: 740 Skipped: 1,755



ANSWER CHOICES	RESPONSES	
Special Education	29.46%	218
English Learner	2.70%	20
Highly Capable	41.49%	307
Section 504 Plan	27.03%	200
McKinney-Vento/Homeless/Foster Care	0.95%	7
Learning Assistance Program/Title I	8.51%	63
Total Respondents: 740		

Q4 Does your child qualify for free or reduced-price school meals?

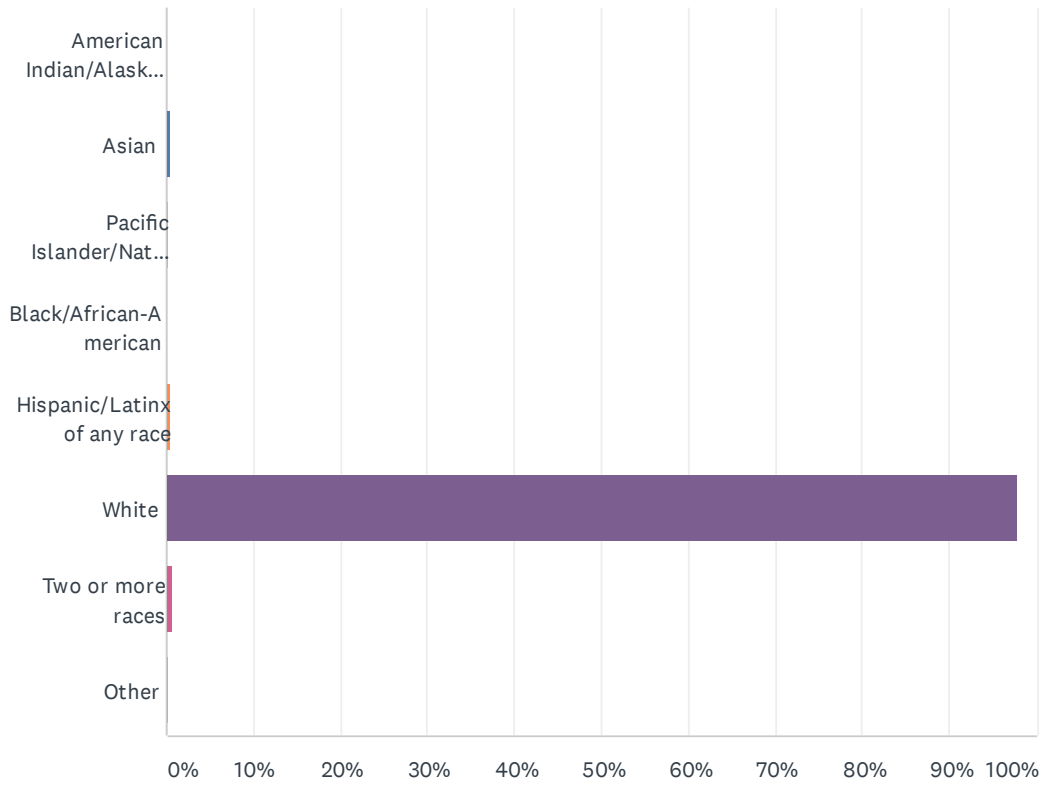
Answered: 2,470 Skipped: 25



ANSWER CHOICES	RESPONSES	
Yes	5.63%	139
No	89.31%	2,206
Unsure	5.06%	125
TOTAL		2,470

Q5 What is your race/ethnic origin?

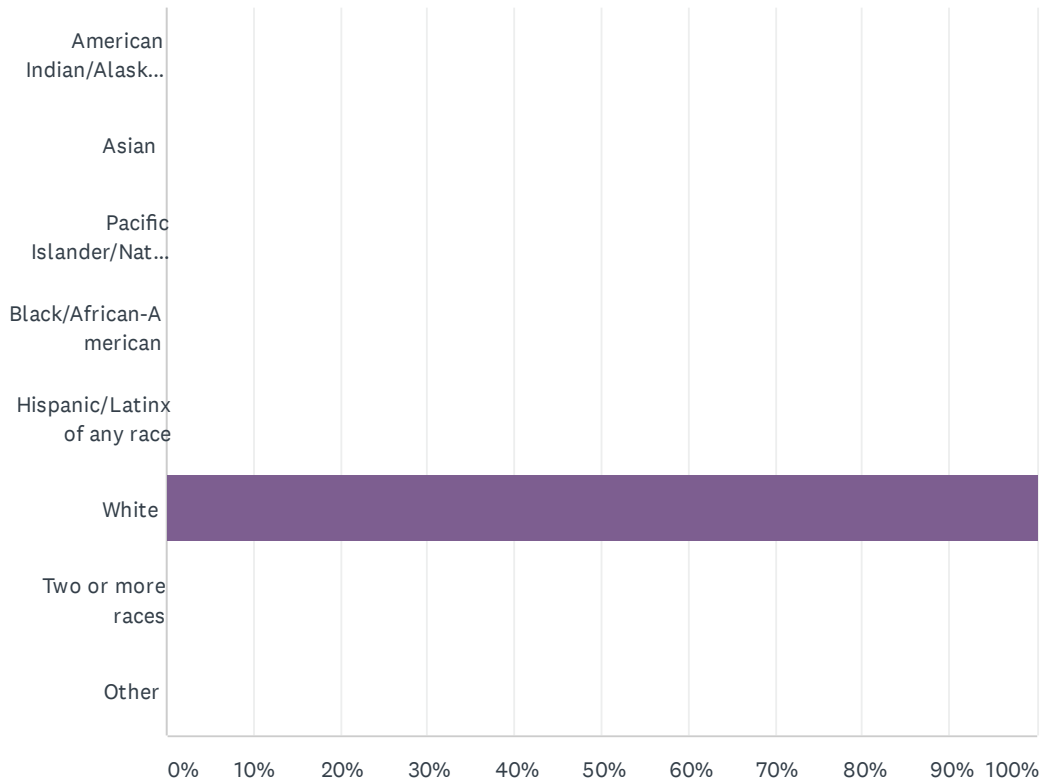
Answered: 2,492 Skipped: 3



ANSWER CHOICES	RESPONSES	
American Indian/Alaskan Native	0.00%	0
Asian	0.40%	10
Pacific Islander/Native Hawaiian	0.20%	5
Black/African-American	0.04%	1
Hispanic/Latinx of any race	0.48%	12
White	97.91%	2,440
Two or more races	0.68%	17
Other	0.28%	7
TOTAL		2,492

Q6 What is your child's race/ethnic origin?

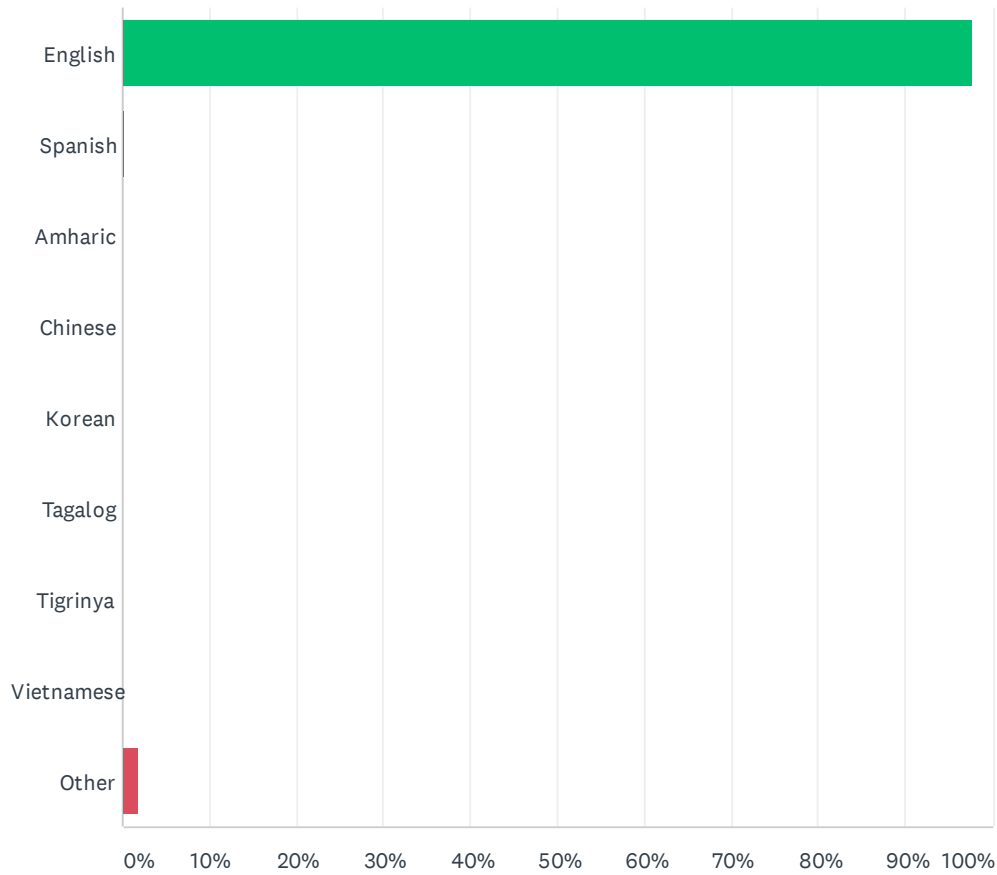
Answered: 2,495 Skipped: 0



ANSWER CHOICES	RESPONSES	
American Indian/Alaskan Native	0.00%	0
Asian	0.00%	0
Pacific Islander/Native Hawaiian	0.00%	0
Black/African-American	0.00%	0
Hispanic/Latinx of any race	0.00%	0
White	100.00%	2,495
Two or more races	0.00%	0
Other	0.00%	0
TOTAL		2,495

Q7 What is your primary home language?

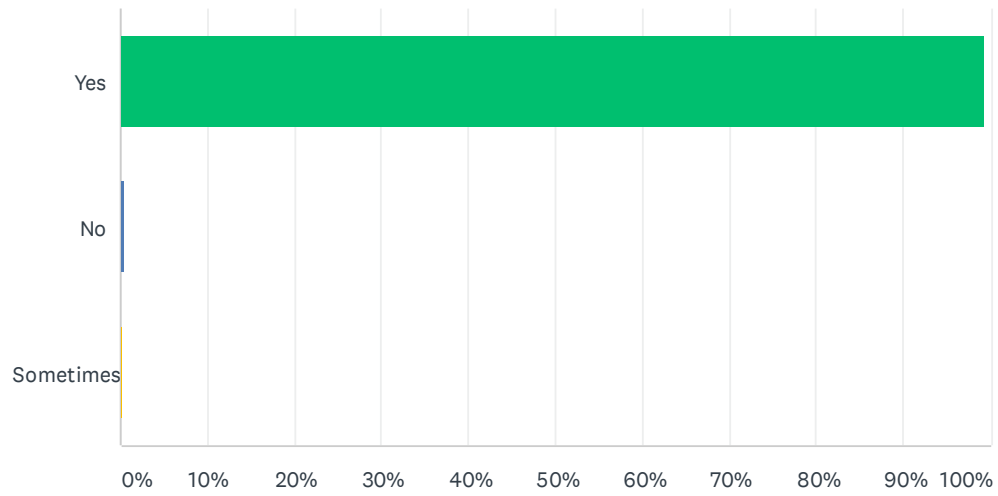
Answered: 2,480 Skipped: 15



ANSWER CHOICES	RESPONSES	
English	97.74%	2,424
Spanish	0.24%	6
Amharic	0.00%	0
Chinese	0.00%	0
Korean	0.00%	0
Tagalog	0.04%	1
Tigrinya	0.00%	0
Vietnamese	0.00%	0
Other	1.98%	49
TOTAL		2,480

Q8 Do you receive information from your child’s school and the school district in a language you understand?

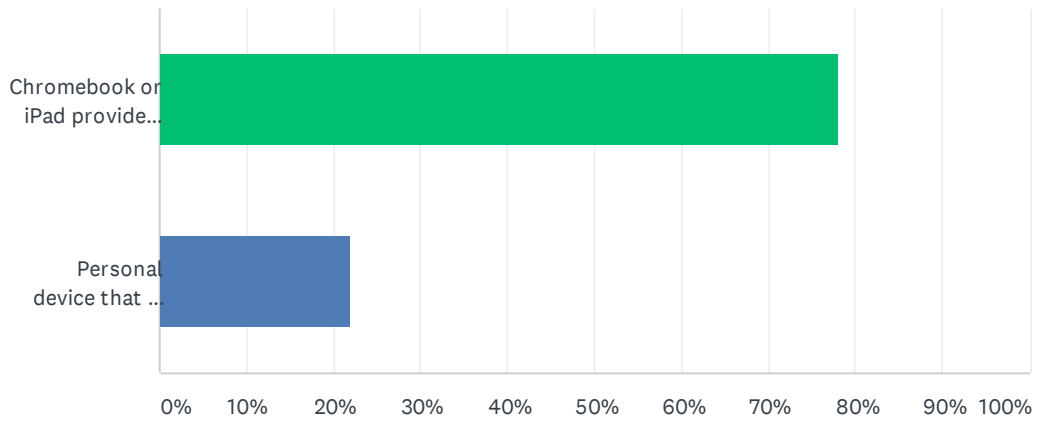
Answered: 2,488 Skipped: 7



ANSWER CHOICES		RESPONSES	
Yes		99.40%	2,473
No		0.36%	9
Sometimes		0.24%	6
TOTAL			2,488

Q9 Is your child using a school-issued or personal Chromebook or iPad for remote learning?

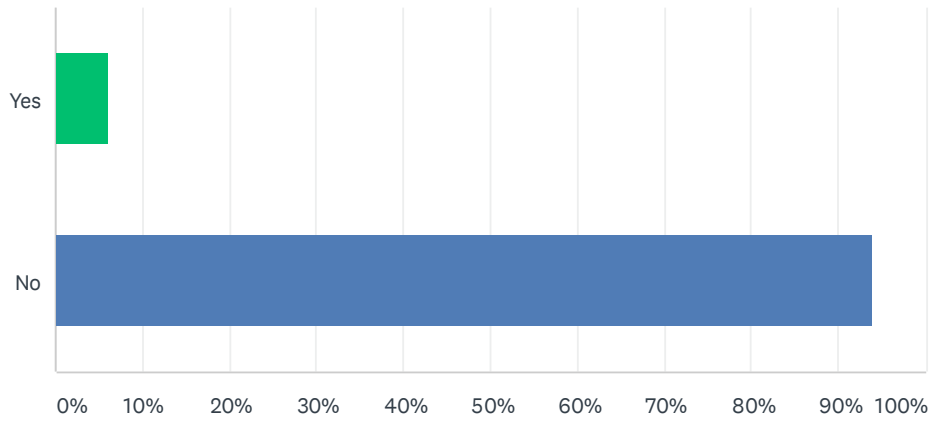
Answered: 2,489 Skipped: 6



ANSWER CHOICES	RESPONSES	
Chromebook or iPad provided by their school/district	77.98%	1,941
Personal device that we own	22.02%	548
TOTAL		2,489

Q10 Did you check out a WiFi hotspot from your school or district?

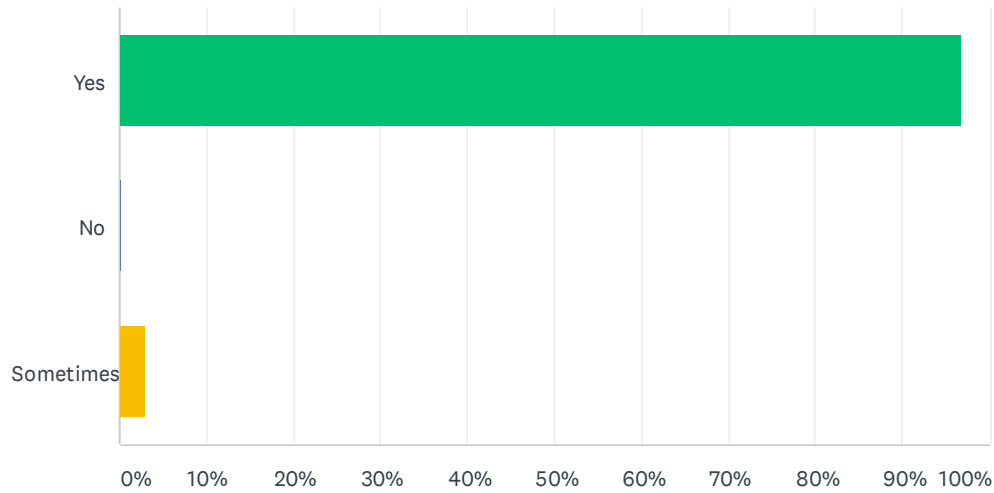
Answered: 2,486 Skipped: 9



ANSWER CHOICES	RESPONSES
Yes	6.15% 153
No	93.85% 2,333
TOTAL	2,486

Q11 Is your child currently able to access the internet for remote learning?

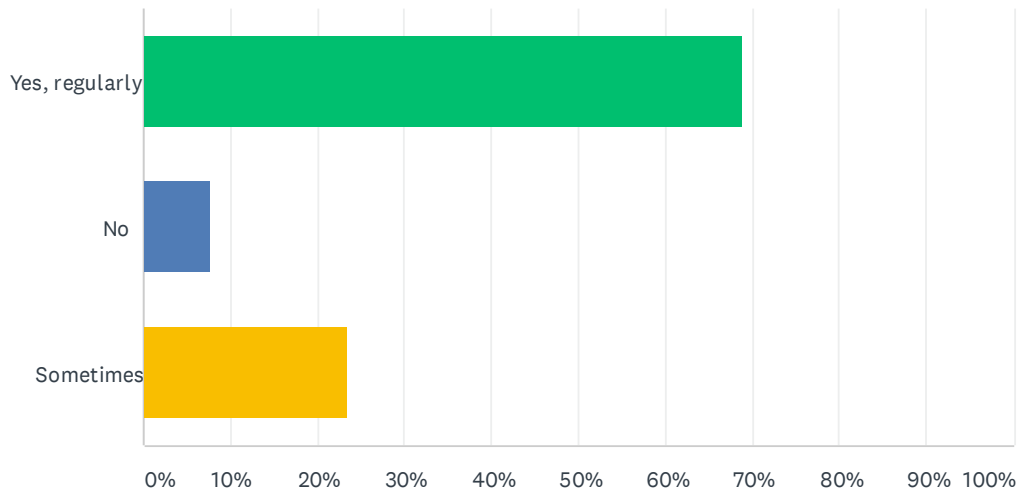
Answered: 2,491 Skipped: 4



ANSWER CHOICES	RESPONSES
Yes	96.87% 2,413
No	0.20% 5
Sometimes	2.93% 73
TOTAL	2,491

Q12 Do you use the parent/guardian Canvas or Seesaw app or website to monitor/support your child's schoolwork?

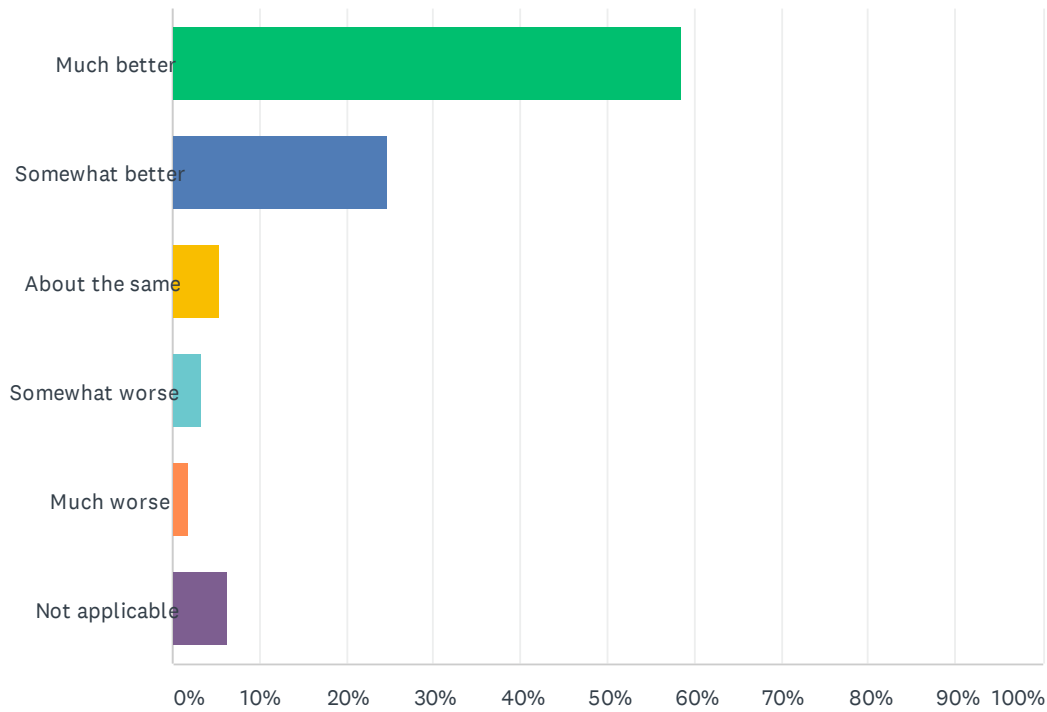
Answered: 2,492 Skipped: 3



ANSWER CHOICES	RESPONSES	
Yes, regularly	68.78%	1,714
No	7.74%	193
Sometimes	23.48%	585
TOTAL		2,492

Q13 Compared to your child’s remote learning experience in the spring, your child’s learning experience this fall has been:

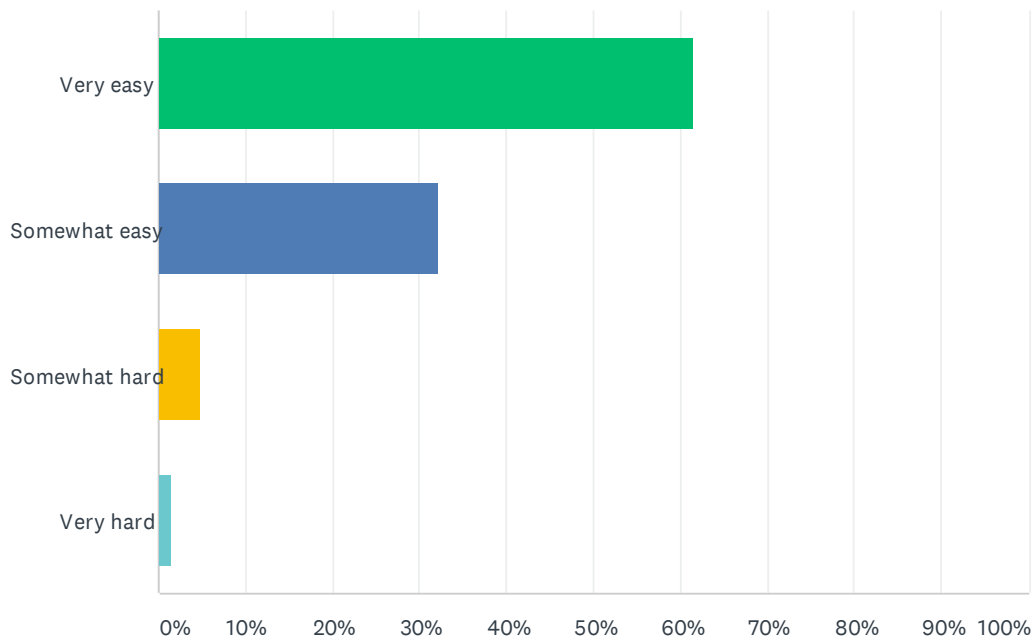
Answered: 2,491 Skipped: 4



ANSWER CHOICES	RESPONSES	
Much better	58.49%	1,457
Somewhat better	24.65%	614
About the same	5.34%	133
Somewhat worse	3.41%	85
Much worse	1.81%	45
Not applicable	6.30%	157
TOTAL		2,491

Q14 How easy or hard has it been for your child to find their class links, such as ClassLink, Canvas, Seesaw or Zoom?

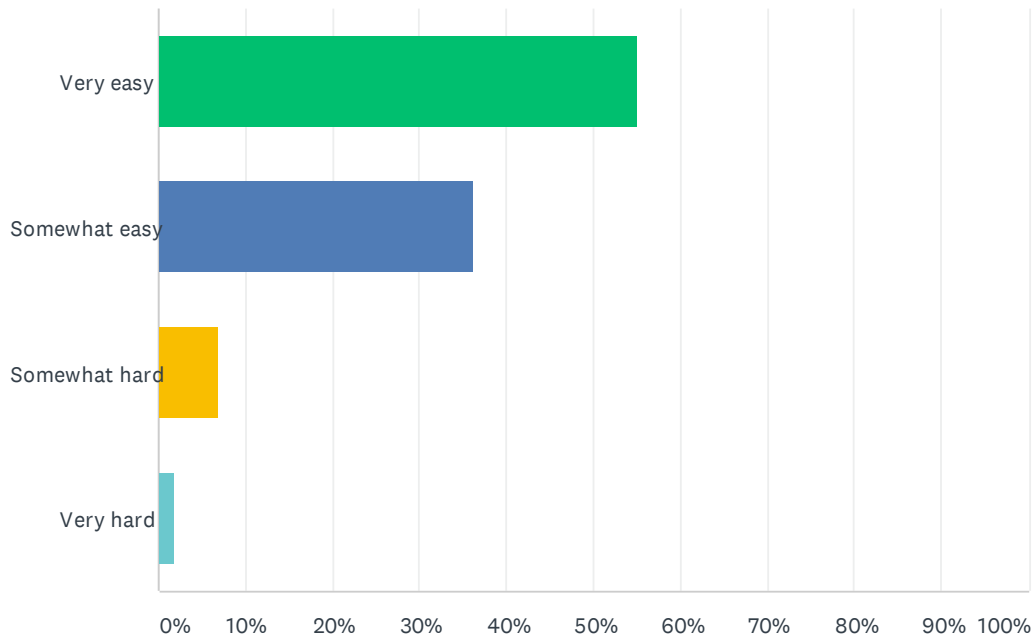
Answered: 2,485 Skipped: 10



ANSWER CHOICES	RESPONSES	
Very easy	61.57%	1,530
Somewhat easy	32.31%	803
Somewhat hard	4.75%	118
Very hard	1.37%	34
TOTAL		2,485

Q15 How easy or hard has it been for your child to find their class assignments?

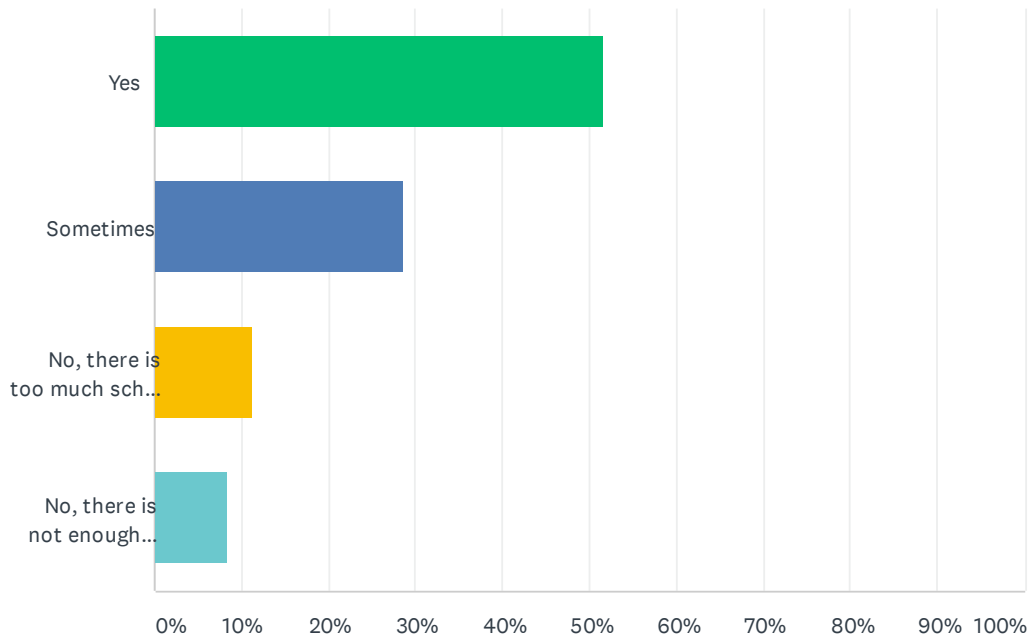
Answered: 2,485 Skipped: 10



ANSWER CHOICES	RESPONSES	
Very easy	55.01%	1,367
Somewhat easy	36.22%	900
Somewhat hard	6.96%	173
Very hard	1.81%	45
TOTAL		2,485

Q16 Do you feel your child has an appropriate level of school work in the current remote learning model?

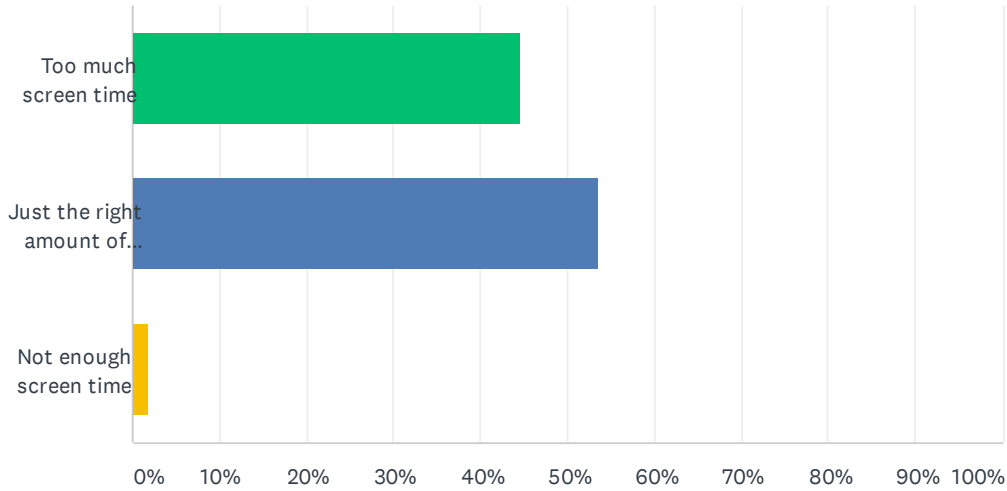
Answered: 2,482 Skipped: 13



ANSWER CHOICES	RESPONSES	
Yes	51.73%	1,284
Sometimes	28.69%	712
No, there is too much school work	11.24%	279
No, there is not enough school work	8.34%	207
TOTAL		2,482

Q17 My child's remote learning schedule requires:

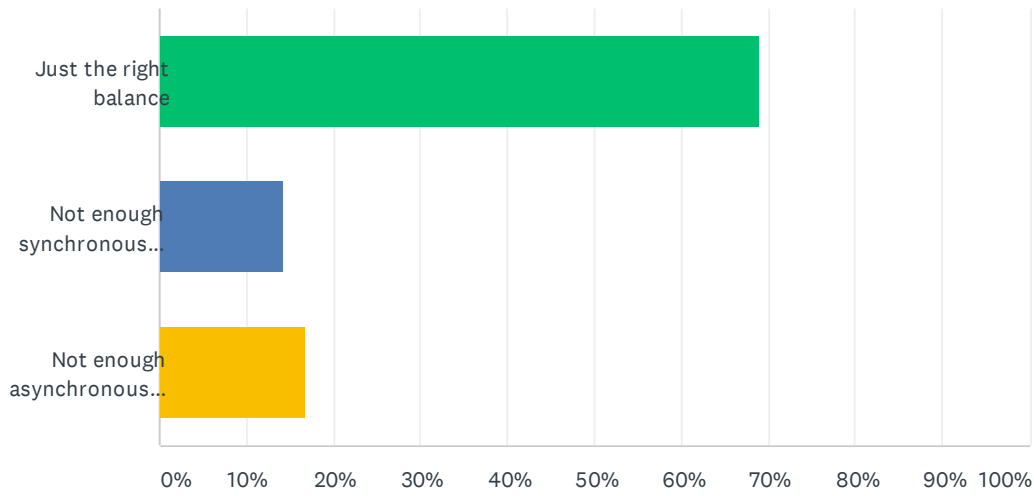
Answered: 2,445 Skipped: 50



ANSWER CHOICES	RESPONSES	
Too much screen time	44.62%	1,091
Just the right amount of screen time	53.54%	1,309
Not enough screen time	1.84%	45
TOTAL		2,445

Q18 I feel my child’s mix of synchronous (teacher-led) and asynchronous (teacher-directed) time is:

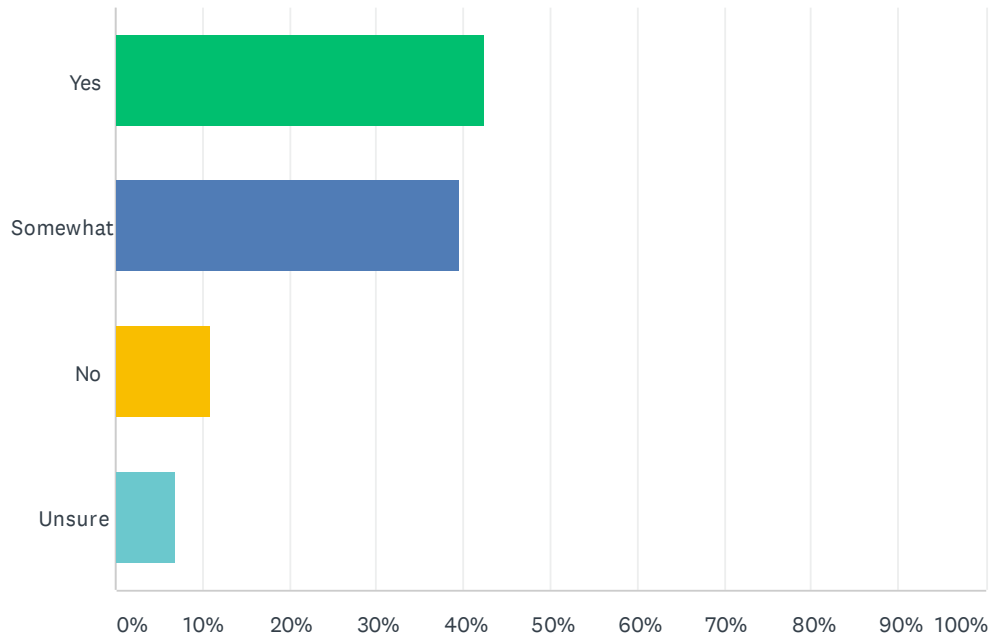
Answered: 2,403 Skipped: 92



ANSWER CHOICES	RESPONSES	
Just the right balance	69.08%	1,660
Not enough synchronous time	14.23%	342
Not enough asynchronous time	16.69%	401
TOTAL		2,403

Q19 I feel my child is progressing in their learning:

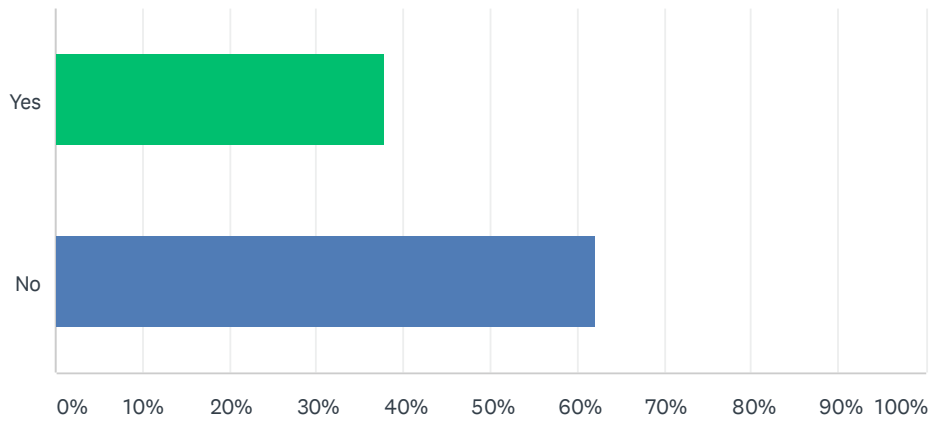
Answered: 2,488 Skipped: 7



ANSWER CHOICES	RESPONSES	
Yes	42.56%	1,059
Somewhat	39.63%	986
No	10.85%	270
Unsure	6.95%	173
TOTAL		2,488

Q20 Have you experienced any technology issues that have prevented your child from accessing their class or learning tools for a period of time?

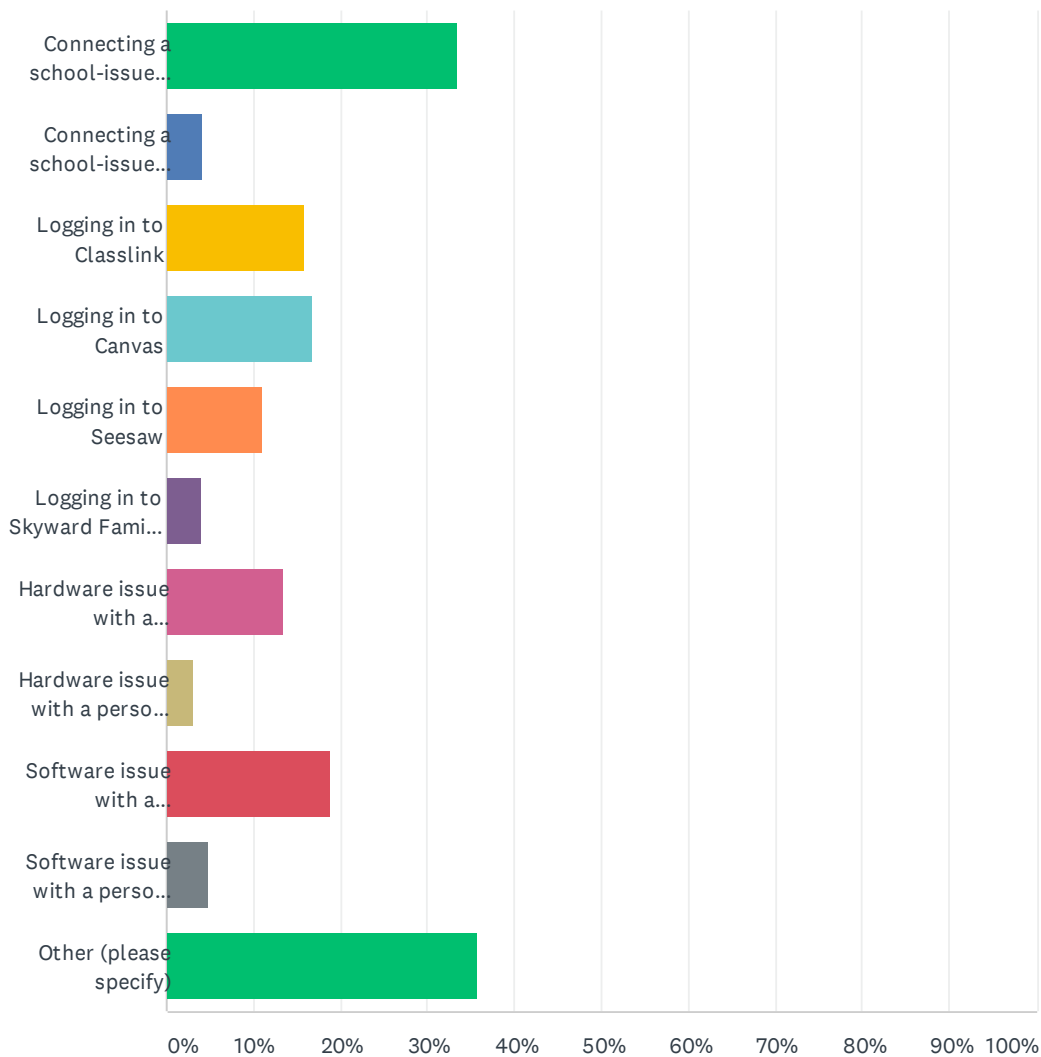
Answered: 2,492 Skipped: 3



ANSWER CHOICES	RESPONSES	
Yes	37.96%	946
No	62.04%	1,546
TOTAL		2,492

Q21 If you answered YES to the previous question, please indicate the type/s of technology issues you or your child has experienced: (select all that apply)

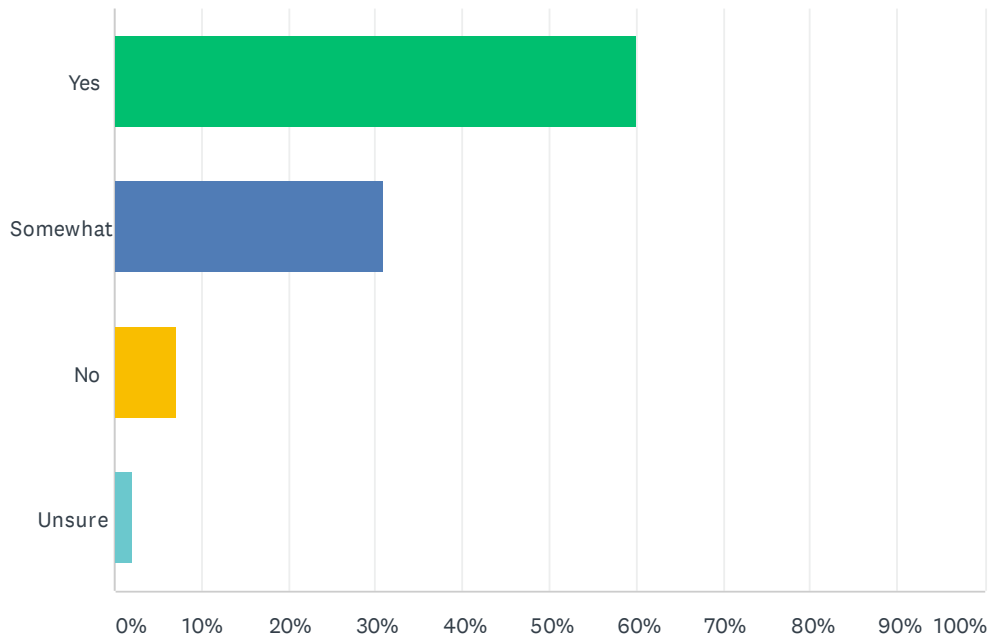
Answered: 967 Skipped: 1,528



ANSWER CHOICES	RESPONSES	
Connecting a school-issued Chromebook/iPad to home internet	33.40%	323
Connecting a school-issued Chromebook/iPad to a school-issued wifi hotspot	4.24%	41
Logging in to Classlink	15.82%	153
Logging in to Canvas	16.65%	161
Logging in to Seesaw	11.07%	107
Logging in to Skyward Family Access	3.93%	38
Hardware issue with a school-issued Chromebook/iPad	13.34%	129
Hardware issue with a personal computer/device owned by the student or family	3.21%	31
Software issue with a school-issued Chromebook/iPad	18.92%	183
Software issue with a personal computer/device owned by the student or family	4.86%	47
Other (please specify)	35.78%	346
Total Respondents: 967		

Q22 As a parent/guardian, I am provided enough information to support my child with remote learning:

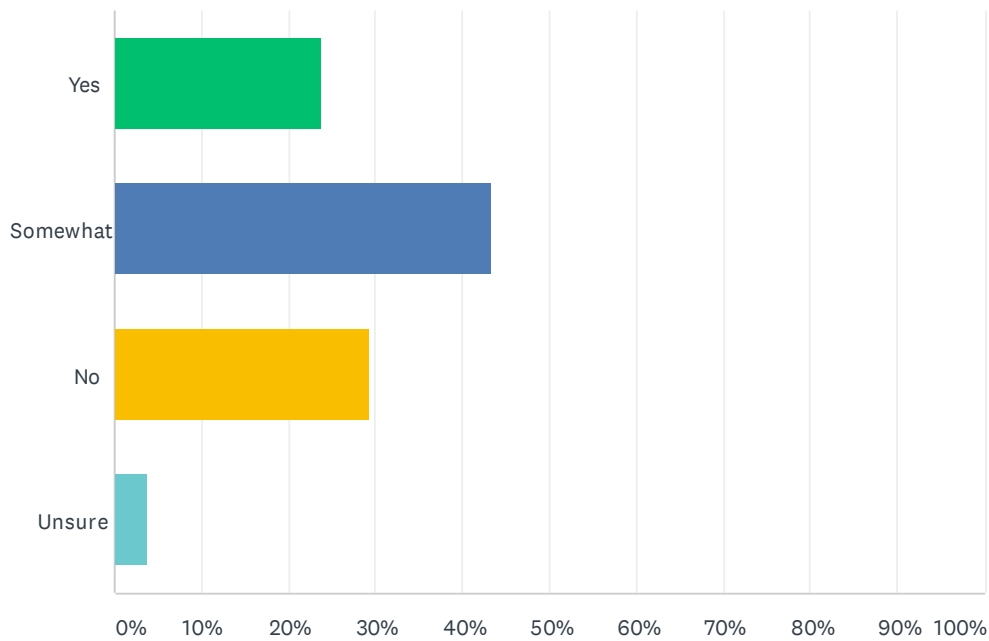
Answered: 2,488 Skipped: 7



ANSWER CHOICES	RESPONSES	
Yes	59.97%	1,492
Somewhat	30.95%	770
No	7.03%	175
Unsure	2.05%	51
TOTAL		2,488

Q23 Do you feel your child’s social and emotional needs are being supported by their school during this period of remote learning?

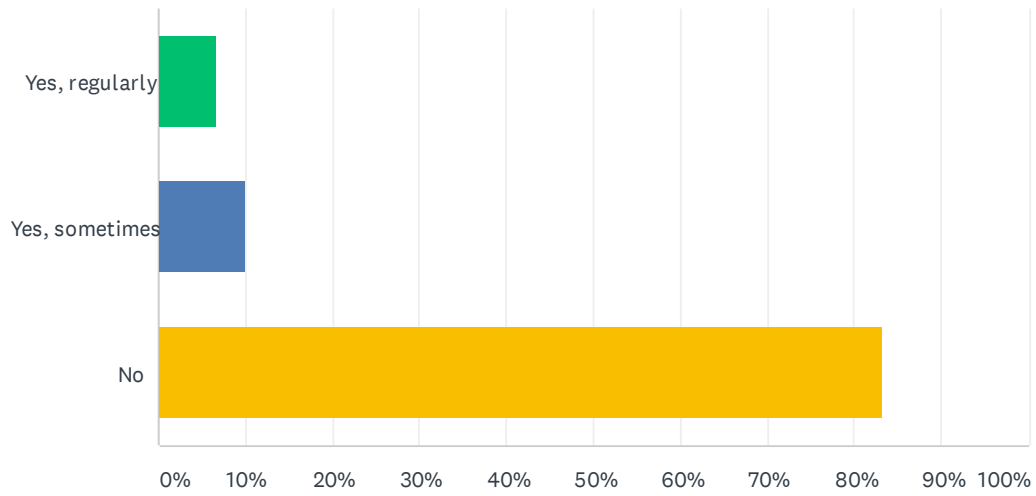
Answered: 2,493 Skipped: 2



ANSWER CHOICES	RESPONSES	
Yes	23.79%	593
Somewhat	43.20%	1,077
No	29.28%	730
Unsure	3.73%	93
TOTAL		2,493

Q24 Has your family accessed school meals during remote learning this fall?

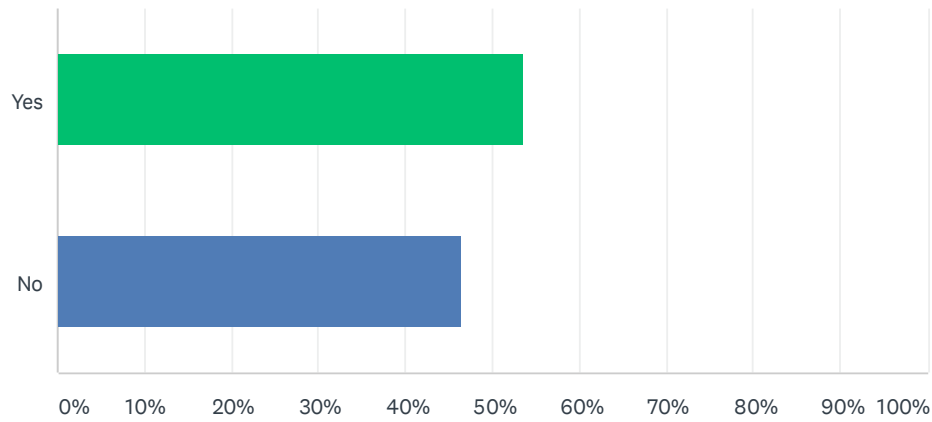
Answered: 2,492 Skipped: 3



ANSWER CHOICES	RESPONSES	
Yes, regularly	6.62%	165
Yes, sometimes	10.07%	251
No	83.31%	2,076
TOTAL		2,492

Q25 Did you attend or watch a recording of one of our Family Academy webinars at the beginning of the school year?

Answered: 2,482 Skipped: 13



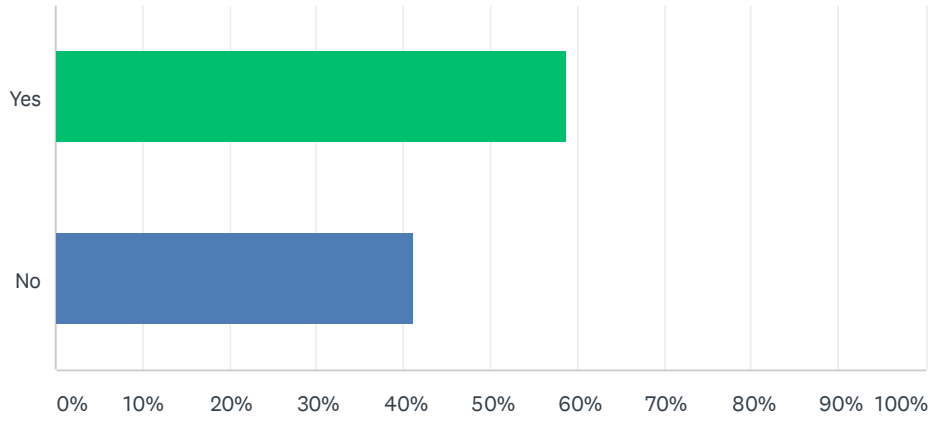
ANSWER CHOICES	RESPONSES	
Yes	53.59%	1,330
No	46.41%	1,152
TOTAL		2,482

Q26 If there is a topic you would like to see covered at a future Family Academy, please include it here.

Answered: 242 Skipped: 2,253

Q27 Have you accessed the Remote Learning Resources webpage on your school or district website?

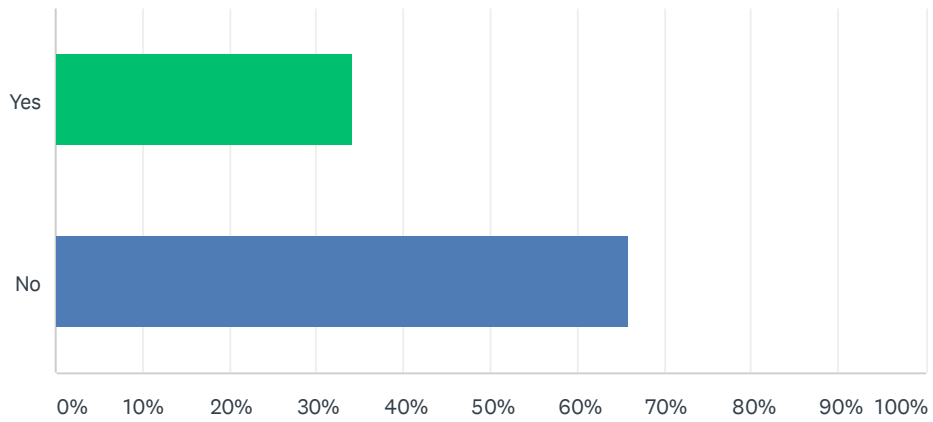
Answered: 2,477 Skipped: 18



ANSWER CHOICES	RESPONSES	
Yes	58.82%	1,457
No	41.18%	1,020
TOTAL		2,477

Q28 Have you contacted your school regarding any needs your family may have?

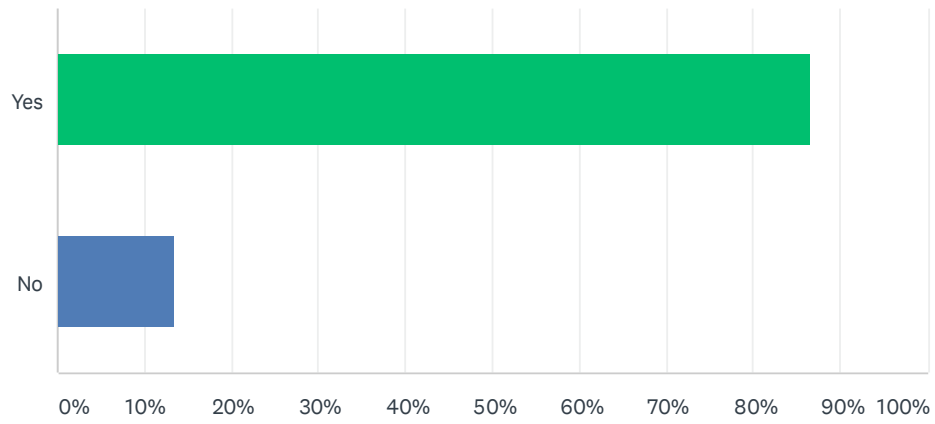
Answered: 2,490 Skipped: 5



ANSWER CHOICES	RESPONSES	
Yes	34.02%	847
No	65.98%	1,643
TOTAL		2,490

Q29 Do you know who to contact at your school if you need resources or support?

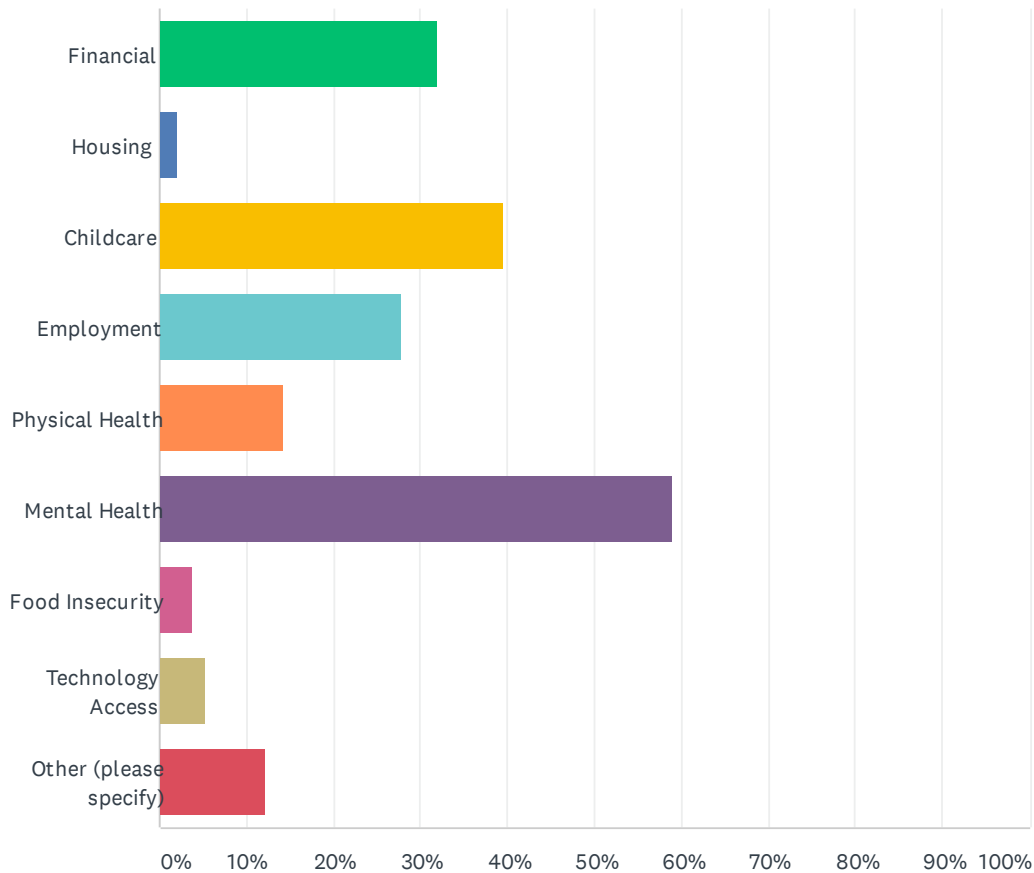
Answered: 2,489 Skipped: 6



ANSWER CHOICES	RESPONSES	
Yes	86.66%	2,157
No	13.34%	332
TOTAL		2,489

Q30 If your family is currently experiencing hardship due to the COVID-19 pandemic, what are those challenges? (select all that apply)

Answered: 1,020 Skipped: 1,475



ANSWER CHOICES	RESPONSES	
Financial	31.96%	326
Housing	2.16%	22
Childcare	39.61%	404
Employment	27.75%	283
Physical Health	14.22%	145
Mental Health	59.02%	602
Food Insecurity	3.82%	39
Technology Access	5.20%	53
Other (please specify)	12.06%	123
Total Respondents: 1,020		