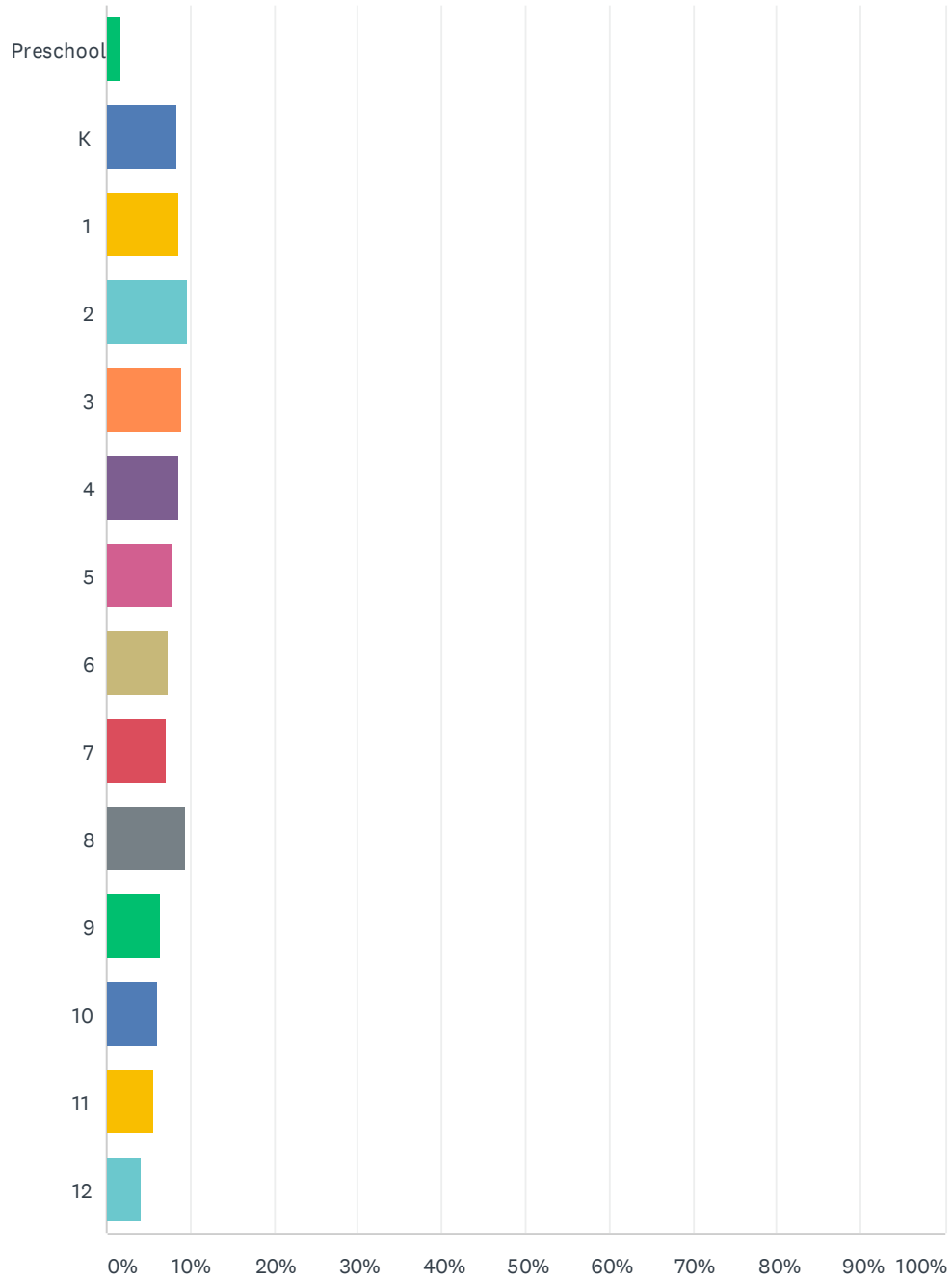


Q1 Please select your child's grade level:

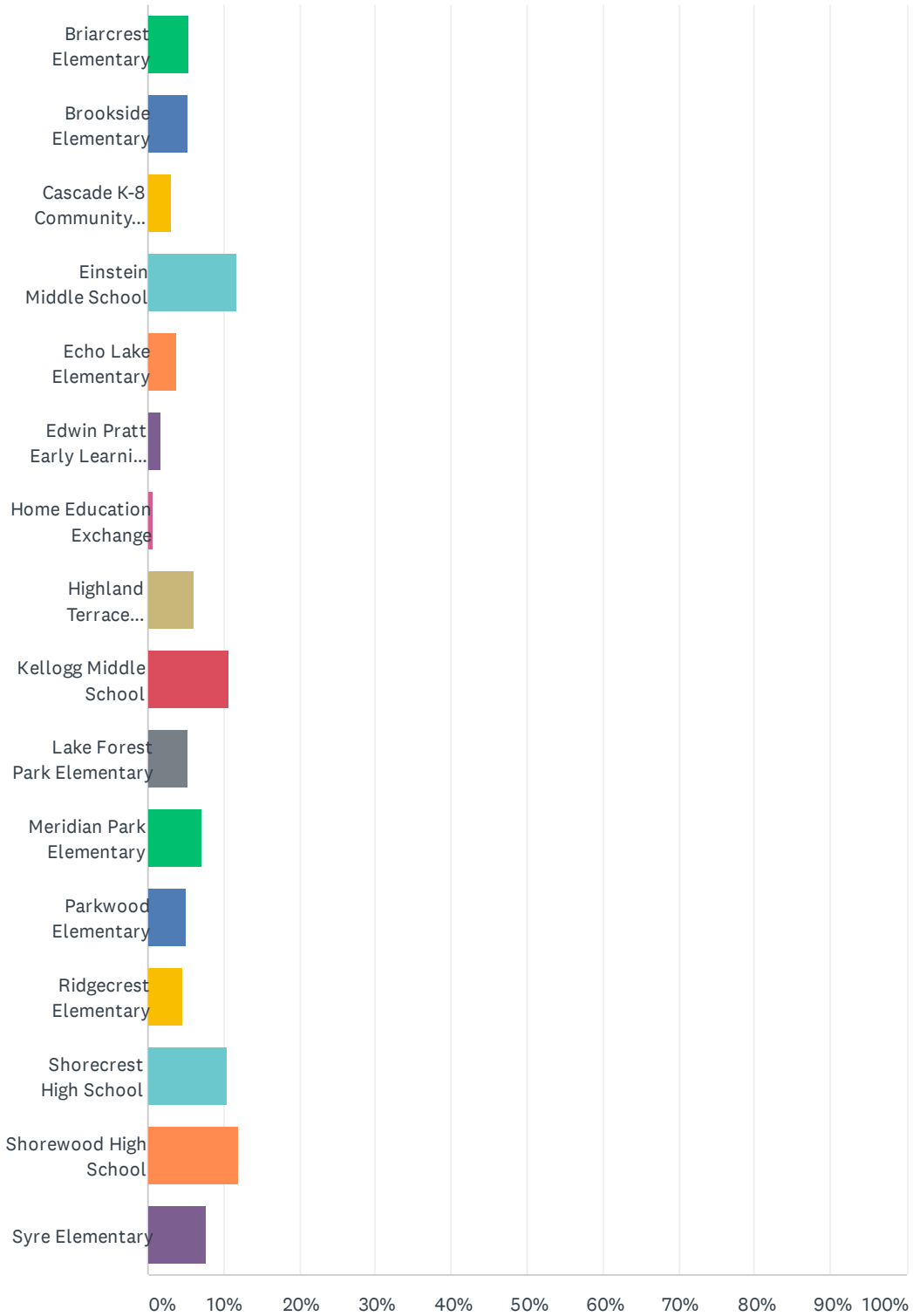
Answered: 682 Skipped: 0



ANSWER CHOICES	RESPONSES	
Preschool	1.61%	11
K	8.36%	57
1	8.50%	58
2	9.68%	66
3	9.09%	62
4	8.50%	58
5	7.92%	54
6	7.33%	50
7	7.18%	49
8	9.38%	64
9	6.45%	44
10	6.16%	42
11	5.57%	38
12	4.25%	29
TOTAL		682

Q2 Which school does your child attend?

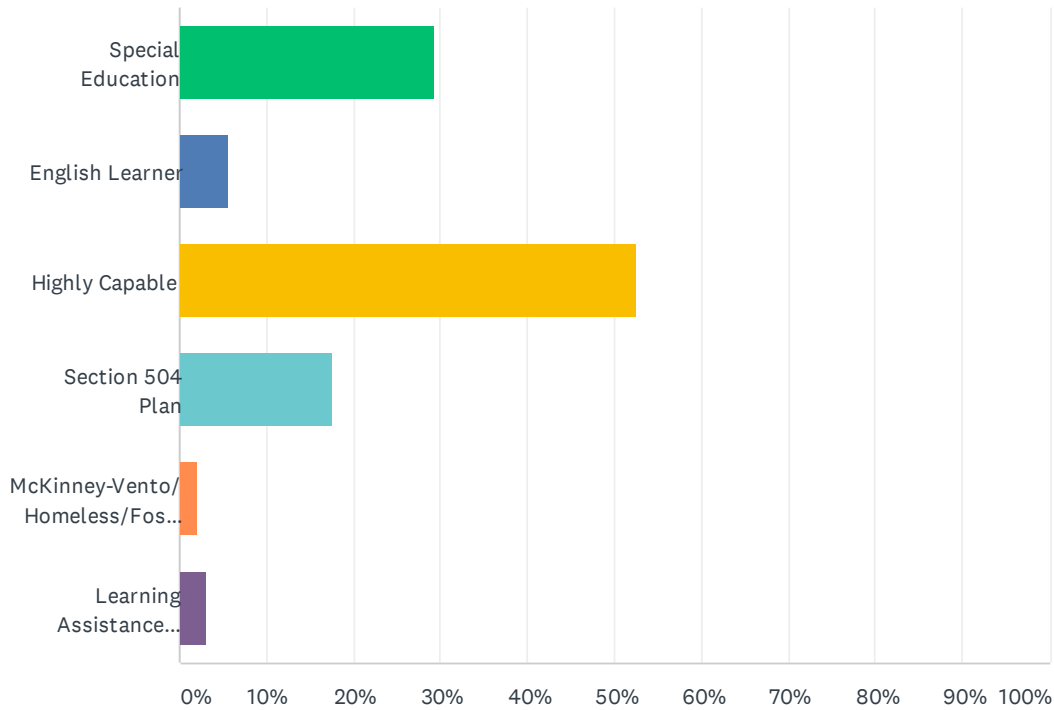
Answered: 680 Skipped: 2



ANSWER CHOICES	RESPONSES	
Briarcrest Elementary	5.44%	37
Brookside Elementary	5.15%	35
Cascade K-8 Community School	3.24%	22
Einstein Middle School	11.76%	80
Echo Lake Elementary	3.68%	25
Edwin Pratt Early Learning Center	1.62%	11
Home Education Exchange	0.59%	4
Highland Terrace Elementary	6.03%	41
Kellogg Middle School	10.74%	73
Lake Forest Park Elementary	5.15%	35
Meridian Park Elementary	7.06%	48
Parkwood Elementary	5.00%	34
Ridgecrest Elementary	4.56%	31
Shorecrest High School	10.44%	71
Shorewood High School	11.91%	81
Syre Elementary	7.65%	52
TOTAL		680

Q3 If your child is in a special program, please select all that apply.

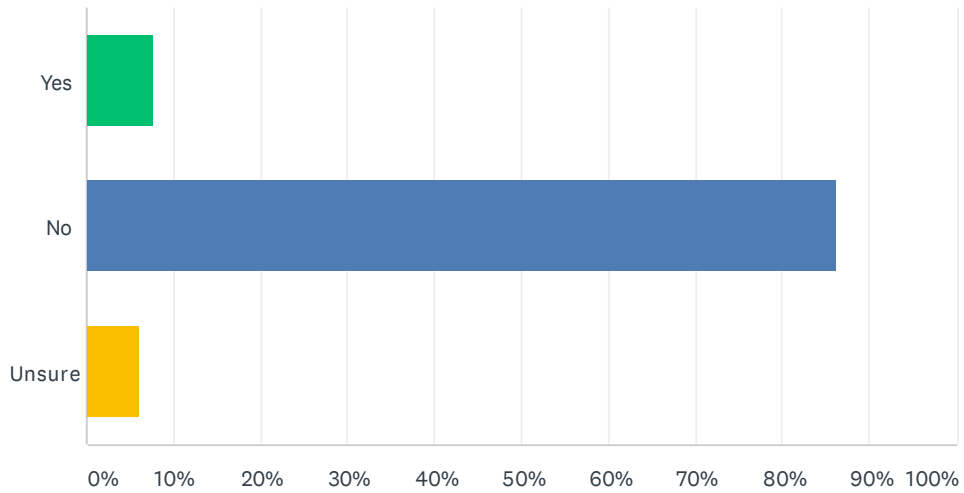
Answered: 194 Skipped: 488



ANSWER CHOICES	RESPONSES	
Special Education	29.38%	57
English Learner	5.67%	11
Highly Capable	52.58%	102
Section 504 Plan	17.53%	34
McKinney-Vento/Homeless/Foster Care	2.06%	4
Learning Assistance Program/Title I	3.09%	6
Total Respondents: 194		

Q4 Does your child qualify for free or reduced-price school meals?

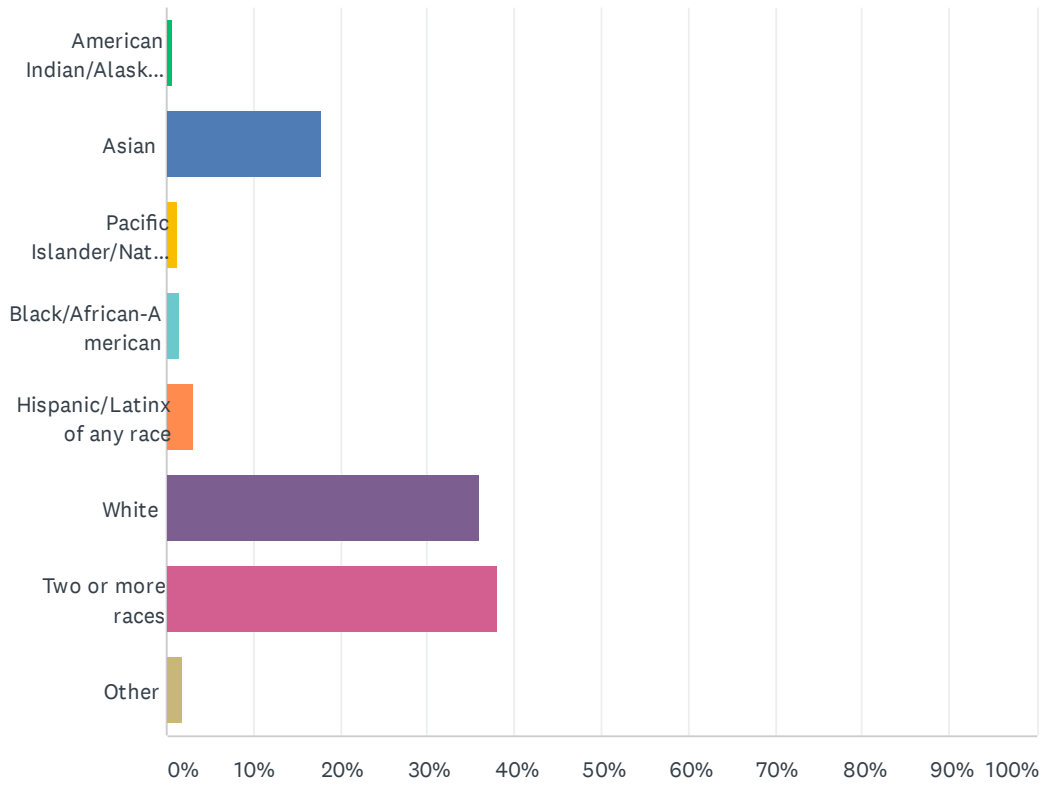
Answered: 678 Skipped: 4



ANSWER CHOICES	RESPONSES
Yes	7.82% 53
No	86.14% 584
Unsure	6.05% 41
TOTAL	678

Q5 What is your race/ethnic origin?

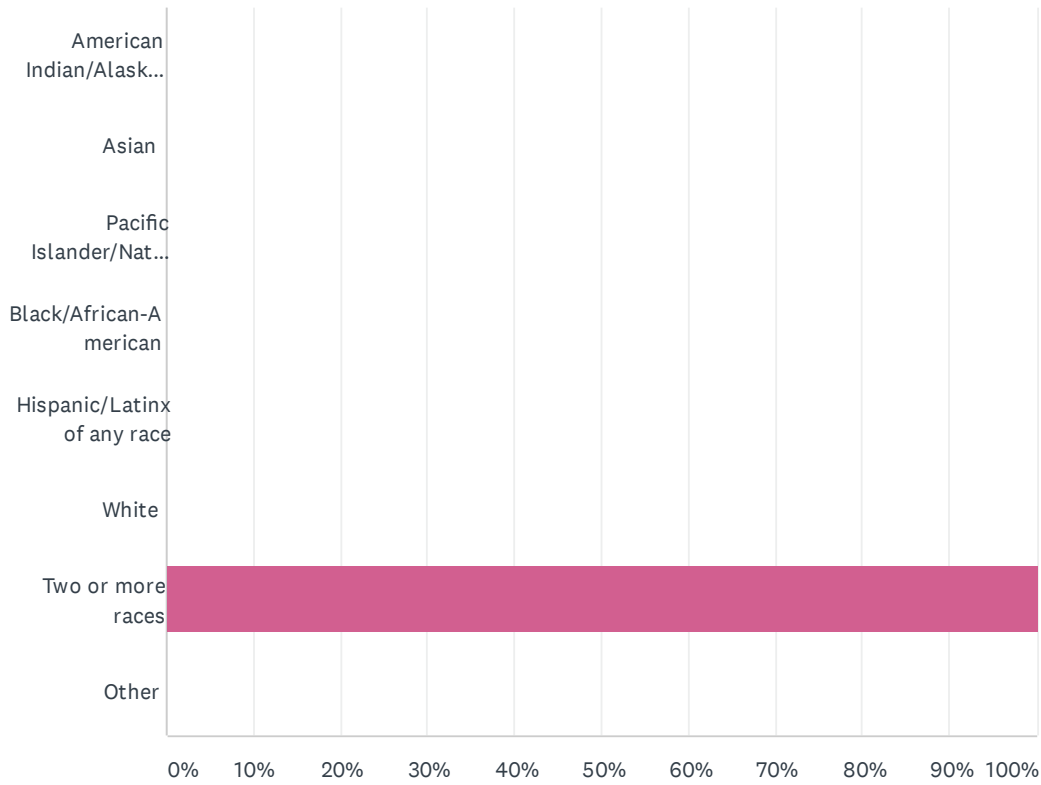
Answered: 680 Skipped: 2



ANSWER CHOICES	RESPONSES
American Indian/Alaskan Native	0.59% 4
Asian	17.79% 121
Pacific Islander/Native Hawaiian	1.18% 8
Black/African-American	1.47% 10
Hispanic/Latinx of any race	3.09% 21
White	35.88% 244
Two or more races	38.09% 259
Other	1.91% 13
TOTAL	680

Q6 What is your child's race/ethnic origin?

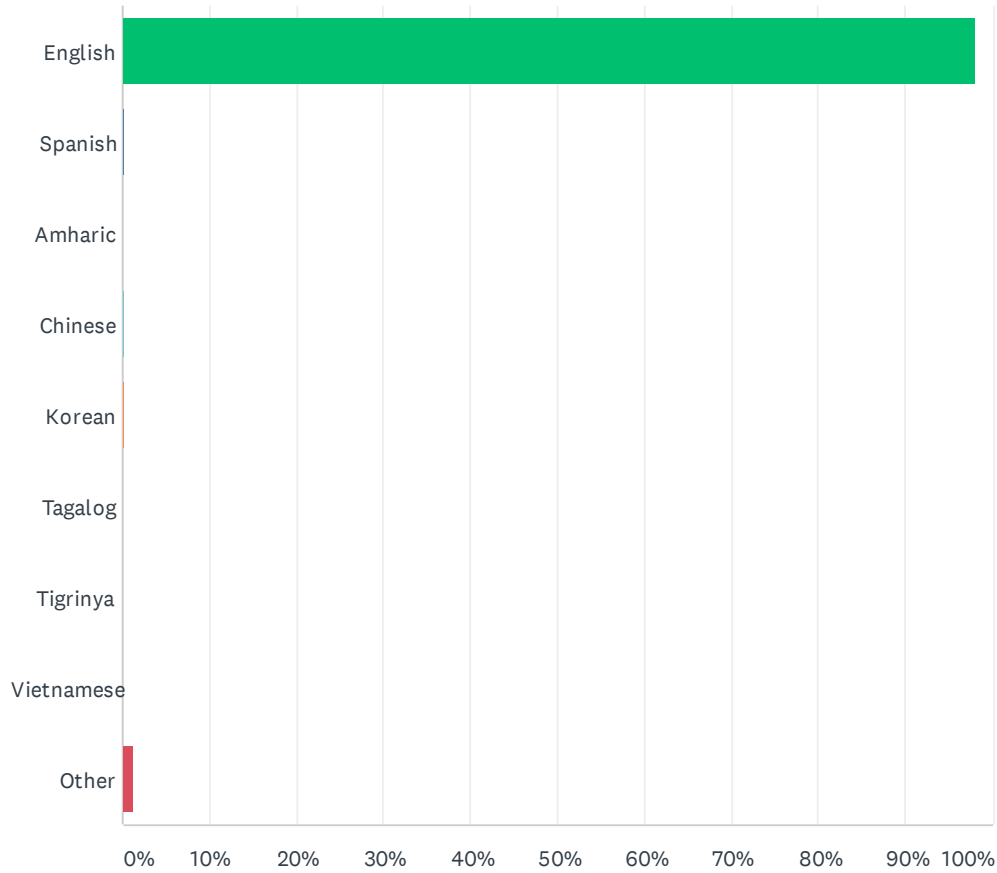
Answered: 682 Skipped: 0



ANSWER CHOICES	RESPONSES	
American Indian/Alaskan Native	0.00%	0
Asian	0.00%	0
Pacific Islander/Native Hawaiian	0.00%	0
Black/African-American	0.00%	0
Hispanic/Latinx of any race	0.00%	0
White	0.00%	0
Two or more races	100.00%	682
Other	0.00%	0
TOTAL		682

Q7 What is your primary home language?

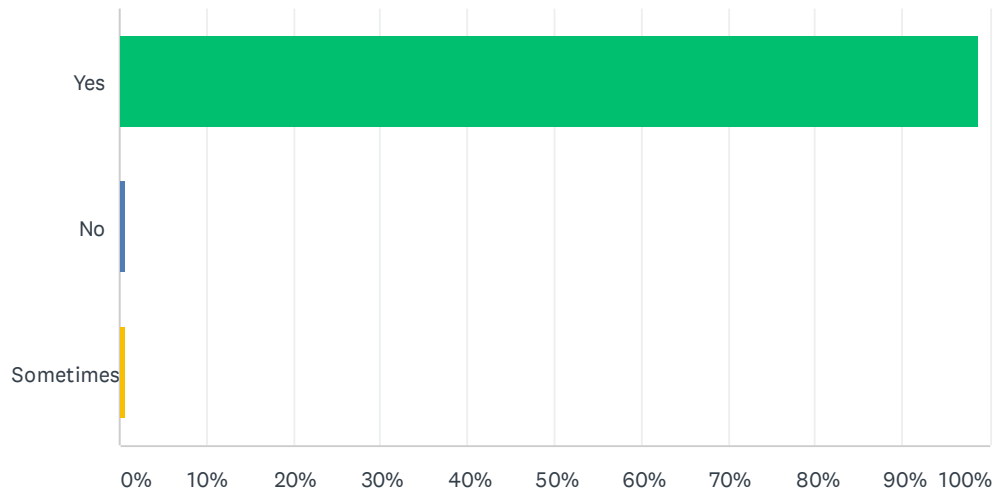
Answered: 677 Skipped: 5



ANSWER CHOICES	RESPONSES	
English	98.08%	664
Spanish	0.30%	2
Amharic	0.00%	0
Chinese	0.15%	1
Korean	0.15%	1
Tagalog	0.00%	0
Tigrinya	0.00%	0
Vietnamese	0.00%	0
Other	1.33%	9
TOTAL		677

Q8 Do you receive information from your child’s school and the school district in a language you understand?

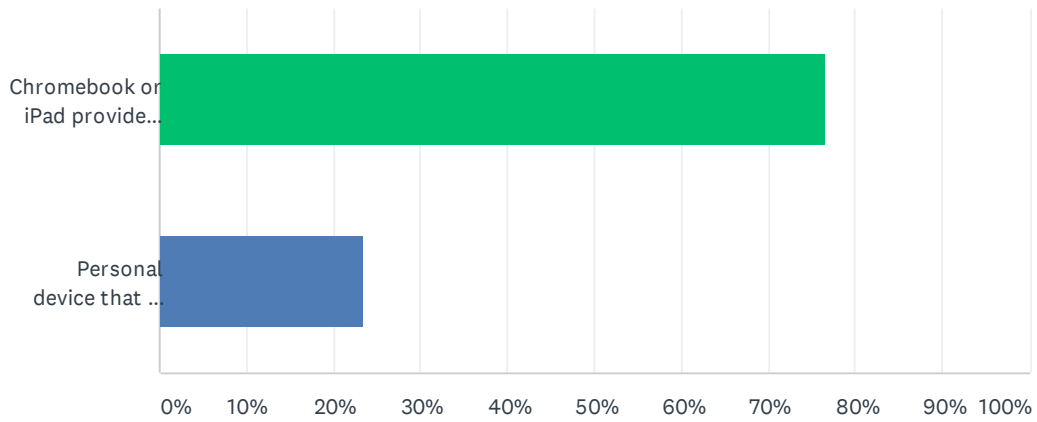
Answered: 681 Skipped: 1



ANSWER CHOICES	RESPONSES	
Yes	98.83%	673
No	0.59%	4
Sometimes	0.59%	4
TOTAL		681

Q9 Is your child using a school-issued or personal Chromebook or iPad for remote learning?

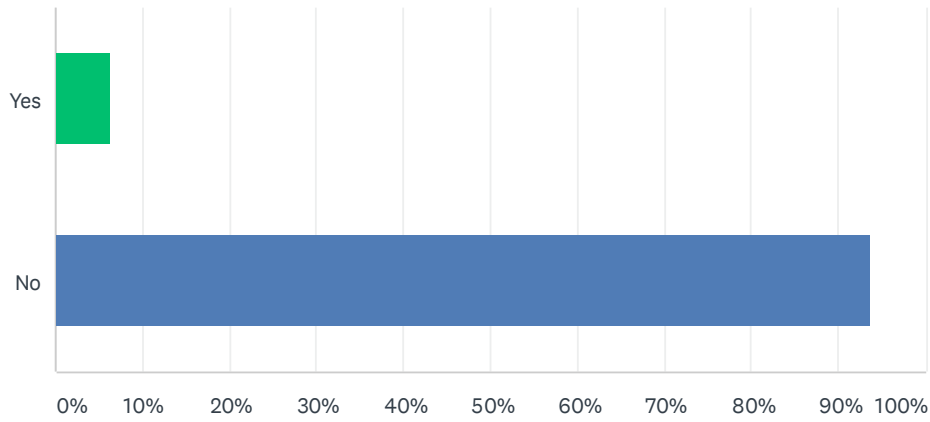
Answered: 681 Skipped: 1



ANSWER CHOICES	RESPONSES	
Chromebook or iPad provided by their school/district	76.51%	521
Personal device that we own	23.49%	160
TOTAL		681

Q10 Did you check out a WiFi hotspot from your school or district?

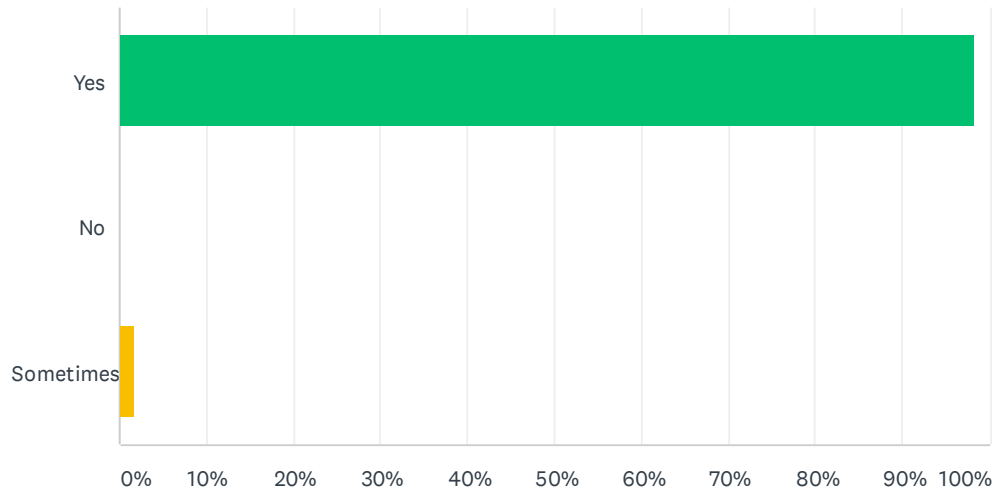
Answered: 681 Skipped: 1



ANSWER CHOICES	RESPONSES
Yes	6.31% 43
No	93.69% 638
TOTAL	681

Q11 Is your child currently able to access the internet for remote learning?

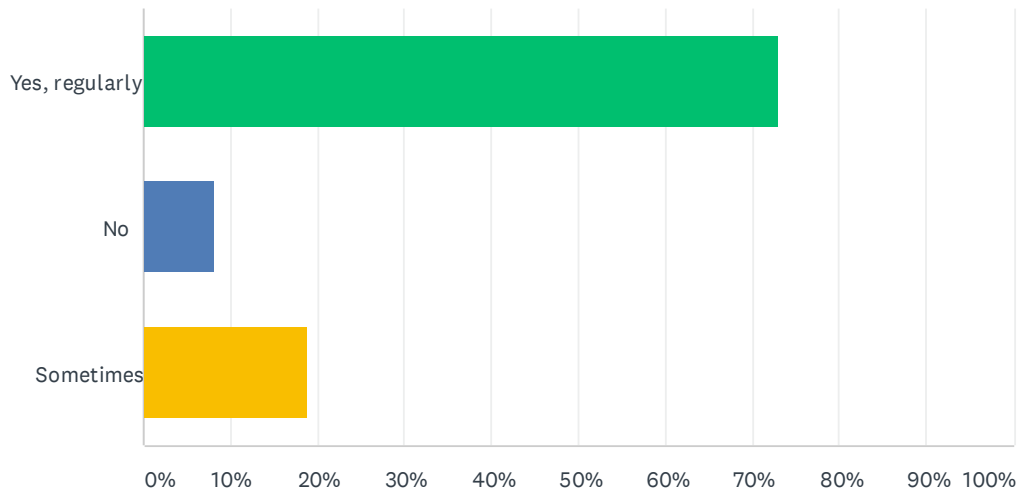
Answered: 680 Skipped: 2



ANSWER CHOICES	RESPONSES
Yes	98.24% 668
No	0.00% 0
Sometimes	1.76% 12
TOTAL	680

Q12 Do you use the parent/guardian Canvas or Seesaw app or website to monitor/support your child's schoolwork?

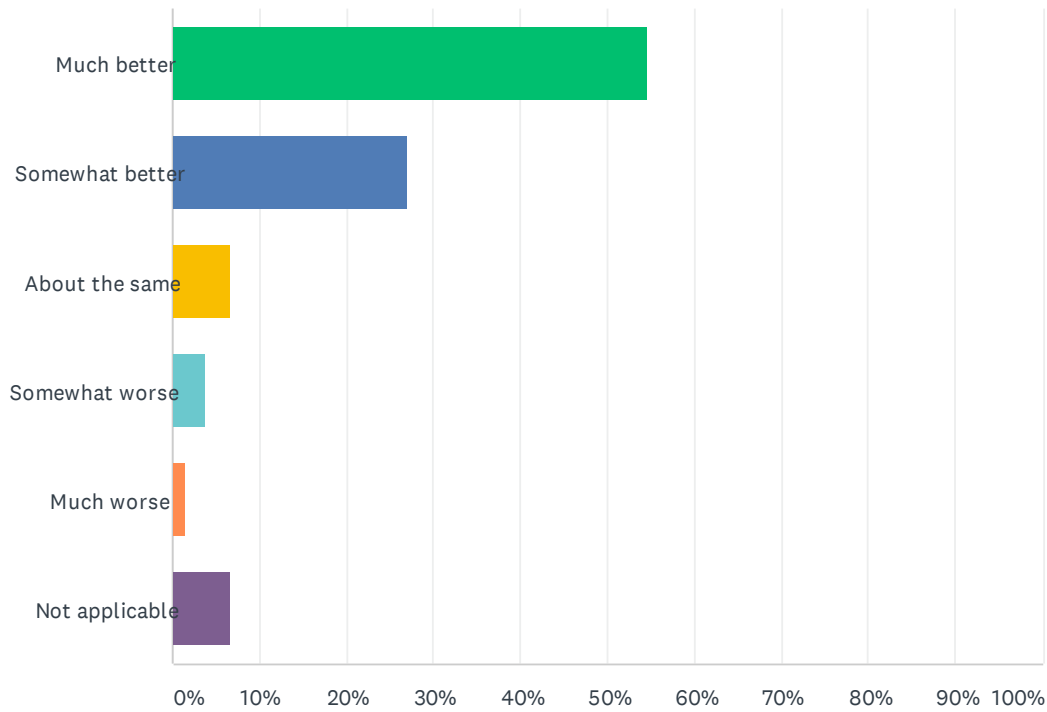
Answered: 680 Skipped: 2



ANSWER CHOICES	RESPONSES	
Yes, regularly	72.94%	496
No	8.24%	56
Sometimes	18.82%	128
TOTAL		680

Q13 Compared to your child’s remote learning experience in the spring, your child’s learning experience this fall has been:

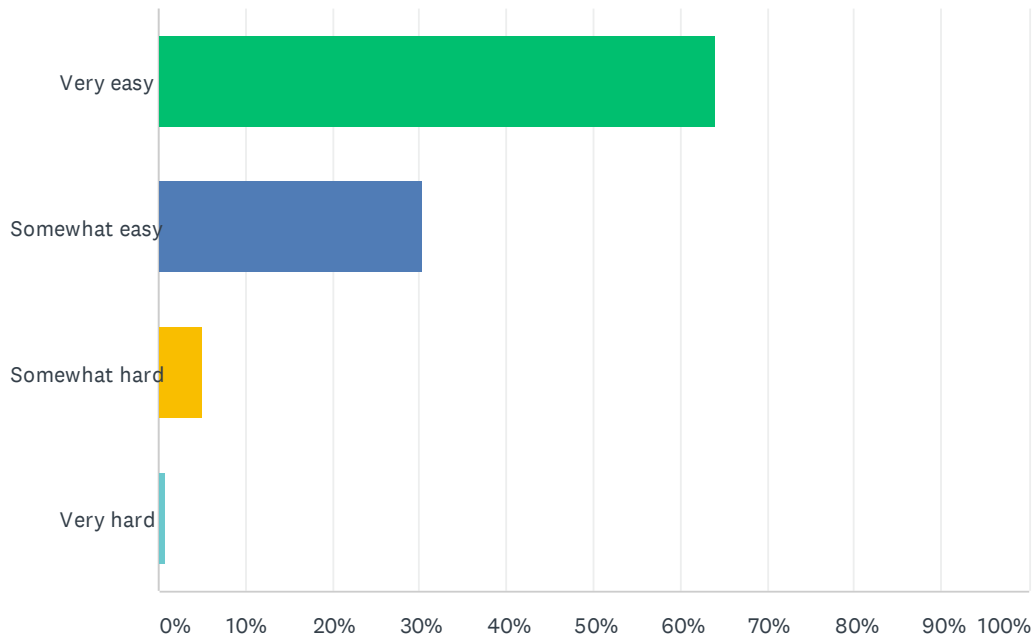
Answered: 682 Skipped: 0



ANSWER CHOICES	RESPONSES	
Much better	54.55%	372
Somewhat better	26.98%	184
About the same	6.60%	45
Somewhat worse	3.67%	25
Much worse	1.47%	10
Not applicable	6.74%	46
TOTAL		682

Q14 How easy or hard has it been for your child to find their class links, such as ClassLink, Canvas, Seesaw or Zoom?

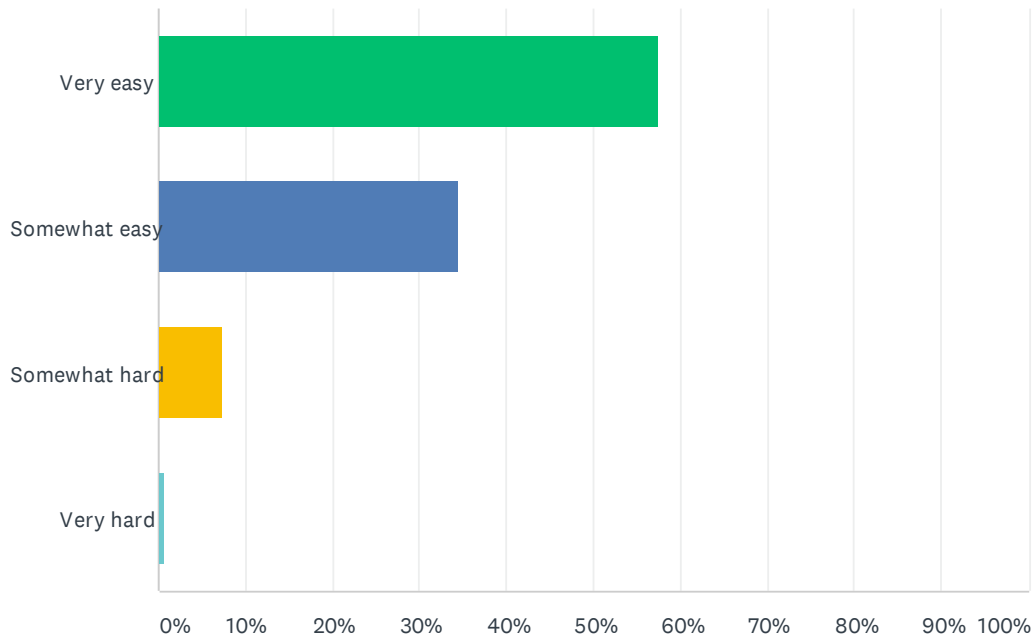
Answered: 682 Skipped: 0



ANSWER CHOICES	RESPONSES	
Very easy	63.93%	436
Somewhat easy	30.35%	207
Somewhat hard	4.99%	34
Very hard	0.73%	5
TOTAL		682

Q15 How easy or hard has it been for your child to find their class assignments?

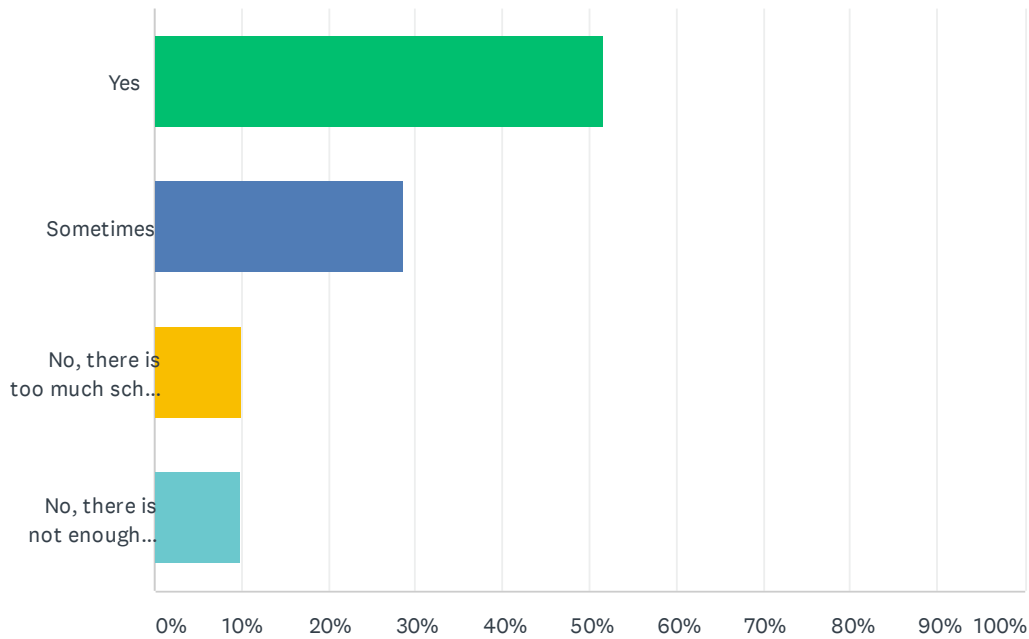
Answered: 681 Skipped: 1



ANSWER CHOICES	RESPONSES	
Very easy	57.56%	392
Somewhat easy	34.51%	235
Somewhat hard	7.34%	50
Very hard	0.59%	4
TOTAL		681

Q16 Do you feel your child has an appropriate level of school work in the current remote learning model?

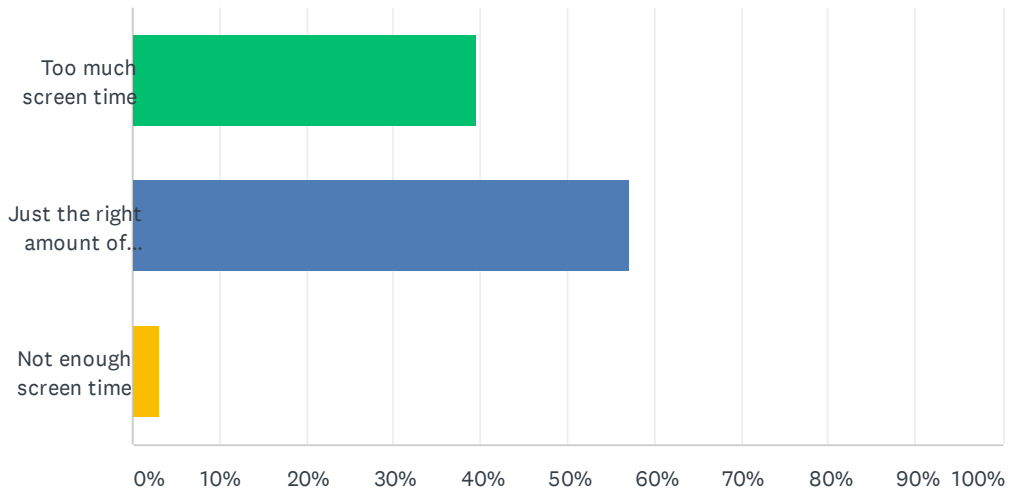
Answered: 682 Skipped: 0



ANSWER CHOICES	RESPONSES	
Yes	51.61%	352
Sometimes	28.59%	195
No, there is too much school work	9.97%	68
No, there is not enough school work	9.82%	67
TOTAL		682

Q17 My child's remote learning schedule requires:

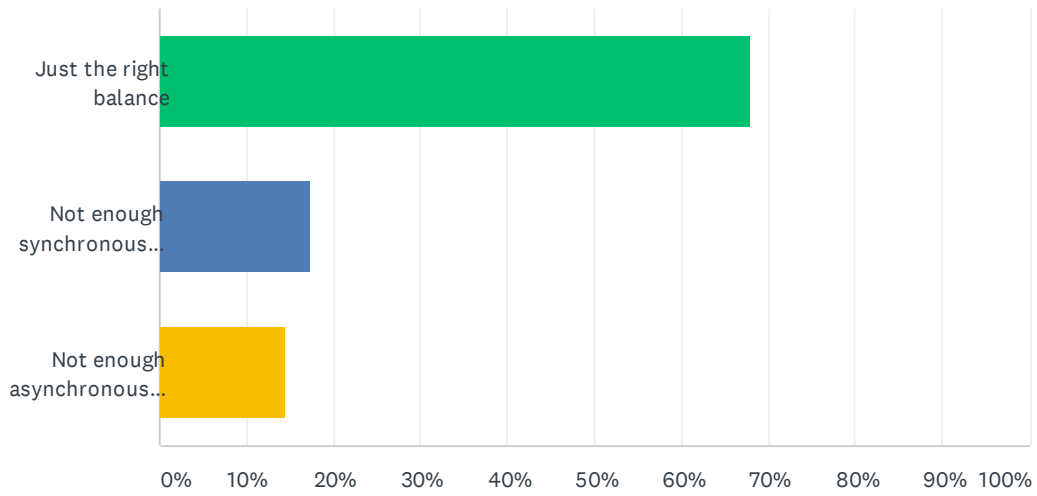
Answered: 679 Skipped: 3



ANSWER CHOICES	RESPONSES	
Too much screen time	39.62%	269
Just the right amount of screen time	57.14%	388
Not enough screen time	3.24%	22
TOTAL		679

Q18 I feel my child’s mix of synchronous (teacher-led) and asynchronous (teacher-directed) time is:

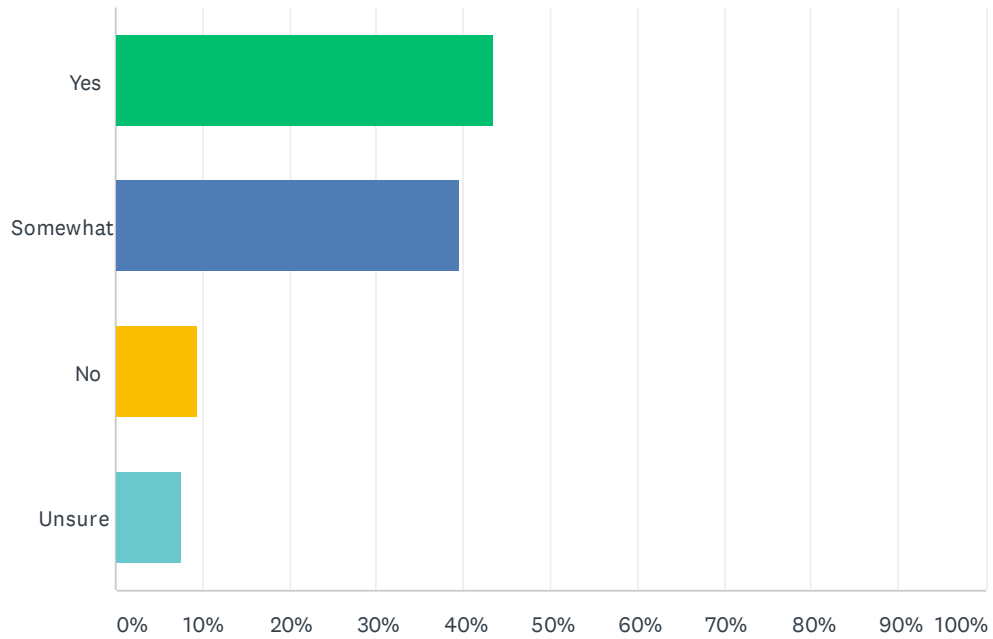
Answered: 654 Skipped: 28



ANSWER CHOICES	RESPONSES	
Just the right balance	68.04%	445
Not enough synchronous time	17.43%	114
Not enough asynchronous time	14.53%	95
TOTAL		654

Q19 I feel my child is progressing in their learning:

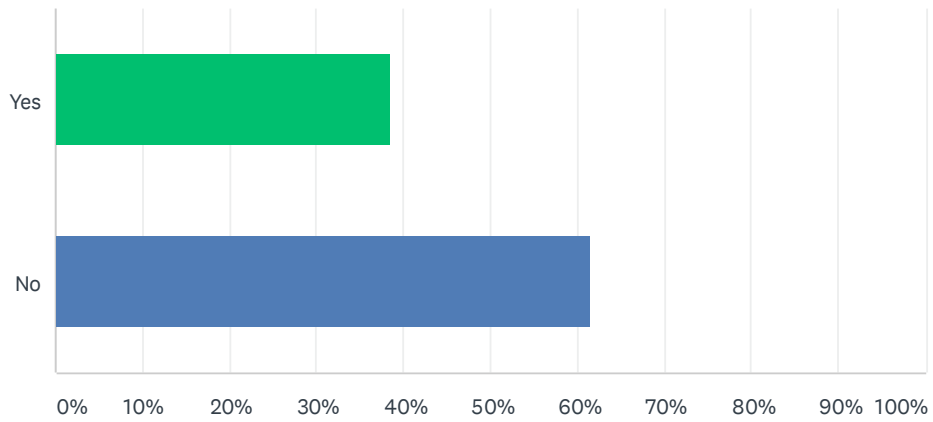
Answered: 682 Skipped: 0



ANSWER CHOICES	RESPONSES	
Yes	43.55%	297
Somewhat	39.59%	270
No	9.38%	64
Unsure	7.48%	51
TOTAL		682

Q20 Have you experienced any technology issues that have prevented your child from accessing their class or learning tools for a period of time?

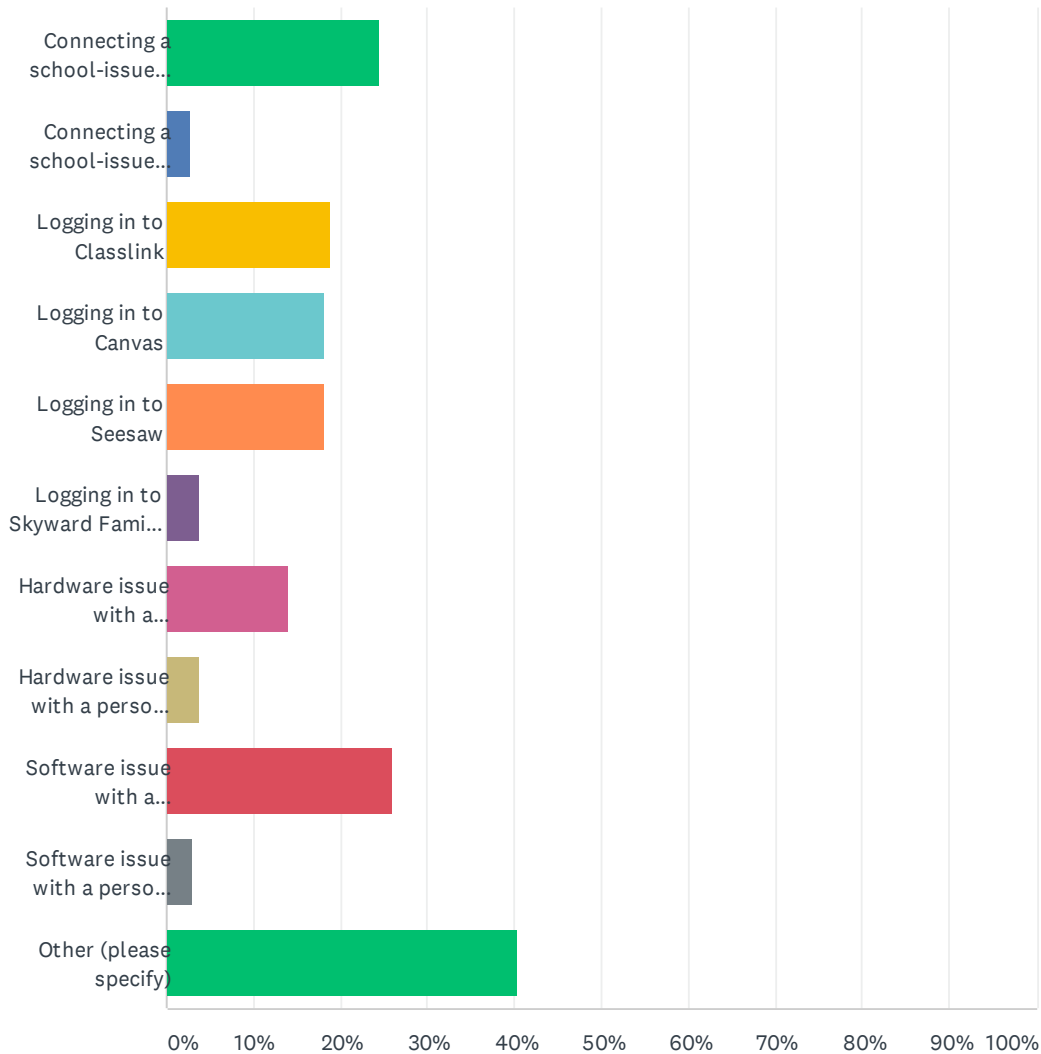
Answered: 680 Skipped: 2



ANSWER CHOICES	RESPONSES	
Yes	38.53%	262
No	61.47%	418
TOTAL		680

Q21 If you answered YES to the previous question, please indicate the type/s of technology issues you or your child has experienced: (select all that apply)

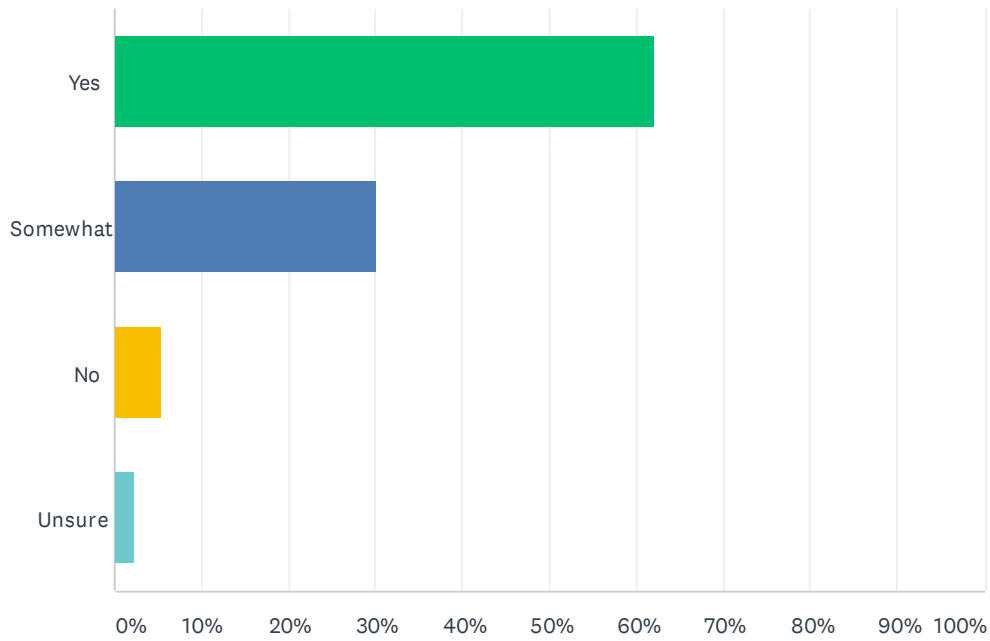
Answered: 265 Skipped: 417



ANSWER CHOICES	RESPONSES	
Connecting a school-issued Chromebook/iPad to home internet	24.53%	65
Connecting a school-issued Chromebook/iPad to a school-issued wifi hotspot	2.64%	7
Logging in to Classlink	18.87%	50
Logging in to Canvas	18.11%	48
Logging in to Seesaw	18.11%	48
Logging in to Skyward Family Access	3.77%	10
Hardware issue with a school-issued Chromebook/iPad	13.96%	37
Hardware issue with a personal computer/device owned by the student or family	3.77%	10
Software issue with a school-issued Chromebook/iPad	26.04%	69
Software issue with a personal computer/device owned by the student or family	3.02%	8
Other (please specify)	40.38%	107
Total Respondents: 265		

Q22 As a parent/guardian, I am provided enough information to support my child with remote learning:

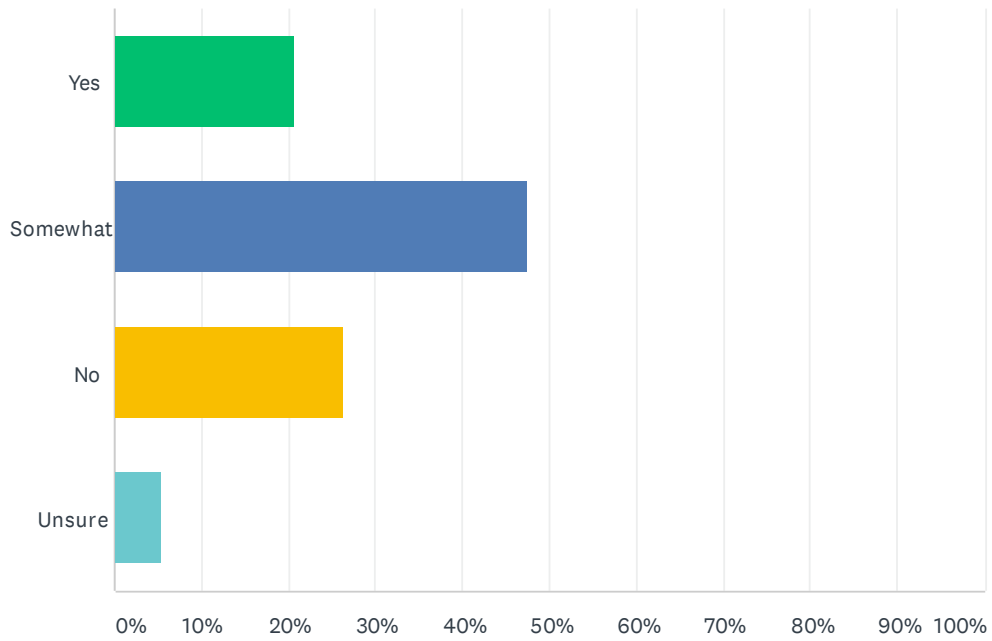
Answered: 682 Skipped: 0



ANSWER CHOICES	RESPONSES	
Yes	62.17%	424
Somewhat	30.21%	206
No	5.43%	37
Unsure	2.20%	15
TOTAL		682

Q23 Do you feel your child’s social and emotional needs are being supported by their school during this period of remote learning?

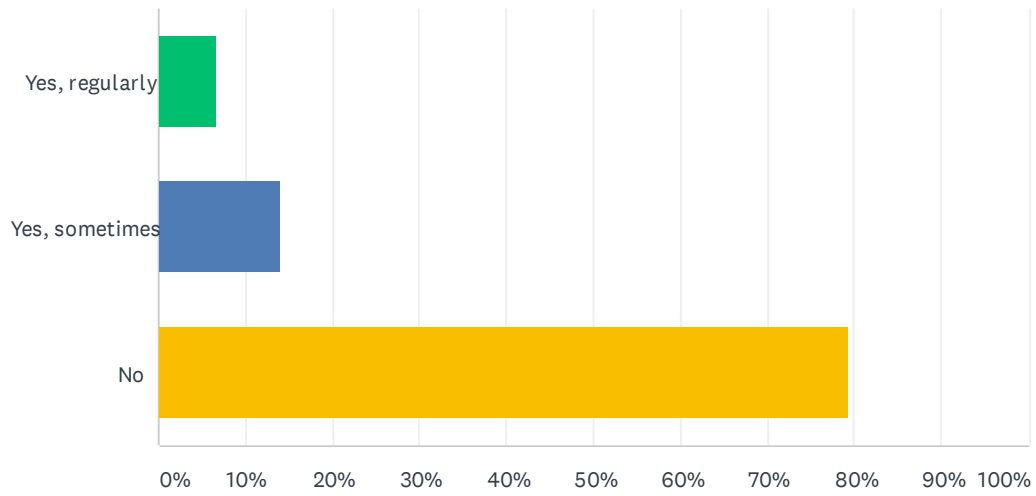
Answered: 681 Skipped: 1



ANSWER CHOICES	RESPONSES	
Yes	20.70%	141
Somewhat	47.58%	324
No	26.28%	179
Unsure	5.43%	37
TOTAL		681

Q24 Has your family accessed school meals during remote learning this fall?

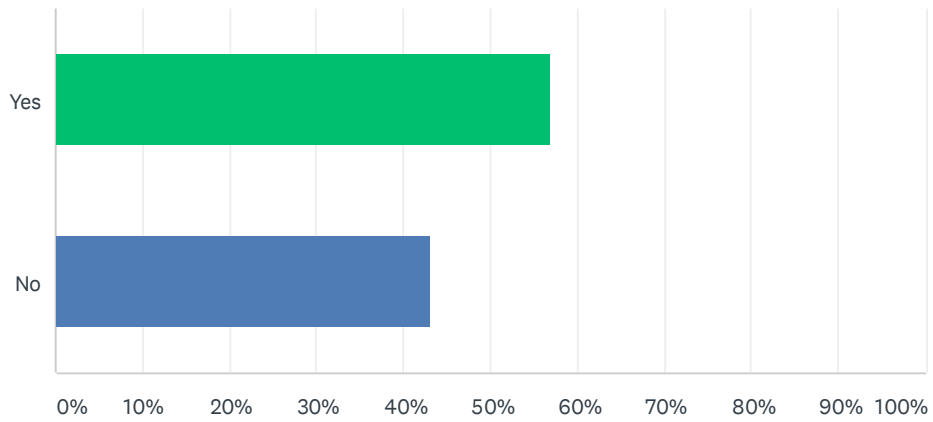
Answered: 681 Skipped: 1



ANSWER CHOICES	RESPONSES
Yes, regularly	6.75% 46
Yes, sometimes	13.95% 95
No	79.30% 540
TOTAL	681

Q25 Did you attend or watch a recording of one of our Family Academy webinars at the beginning of the school year?

Answered: 681 Skipped: 1



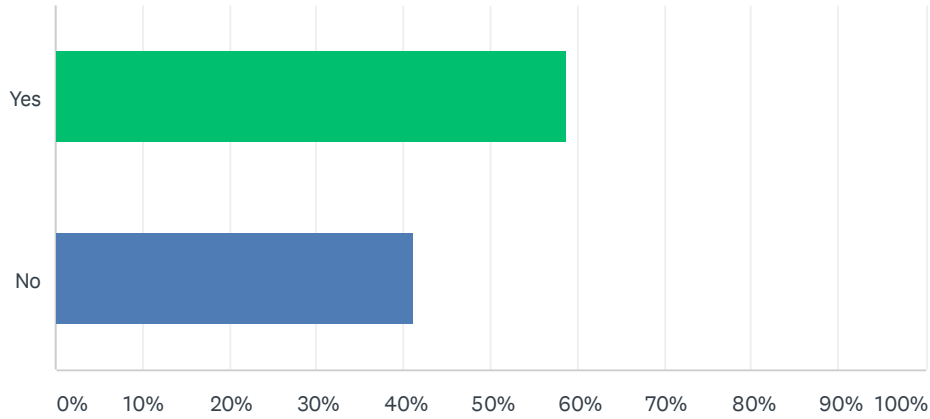
ANSWER CHOICES	RESPONSES
Yes	56.83% 387
No	43.17% 294
TOTAL	681

Q26 If there is a topic you would like to see covered at a future Family Academy, please include it here.

Answered: 68 Skipped: 614

Q27 Have you accessed the Remote Learning Resources webpage on your school or district website?

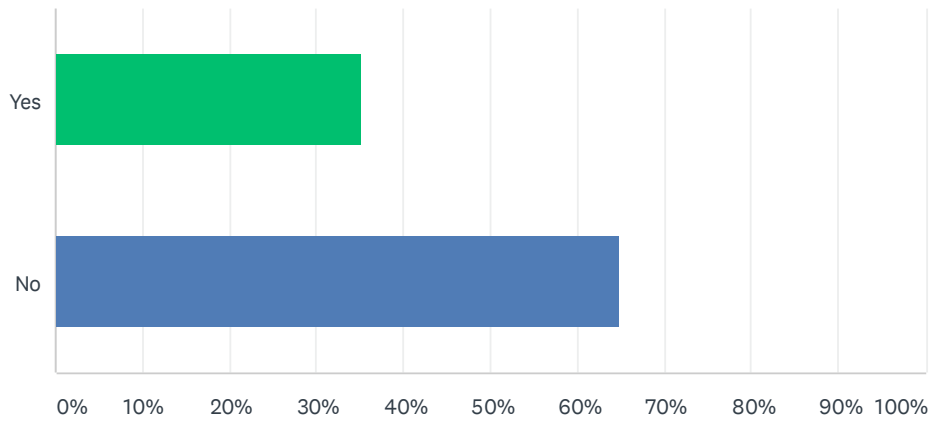
Answered: 681 Skipped: 1



ANSWER CHOICES	RESPONSES	
Yes	58.88%	401
No	41.12%	280
TOTAL		681

Q28 Have you contacted your school regarding any needs your family may have?

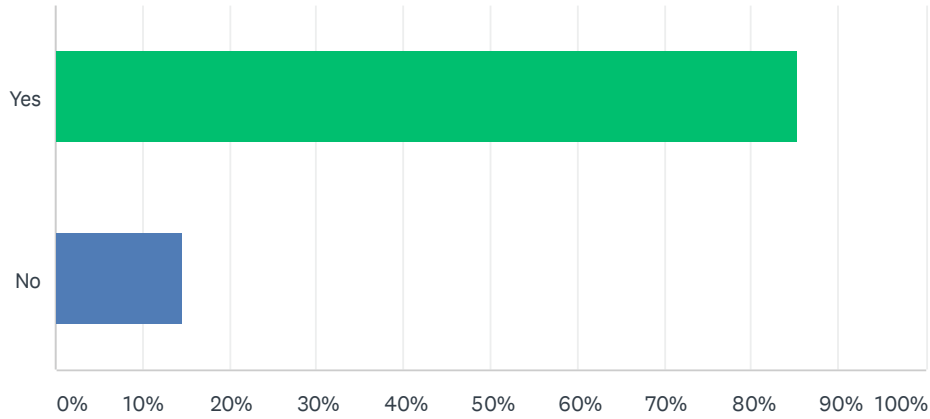
Answered: 679 Skipped: 3



ANSWER CHOICES	RESPONSES	
Yes	35.05%	238
No	64.95%	441
TOTAL		679

Q29 Do you know who to contact at your school if you need resources or support?

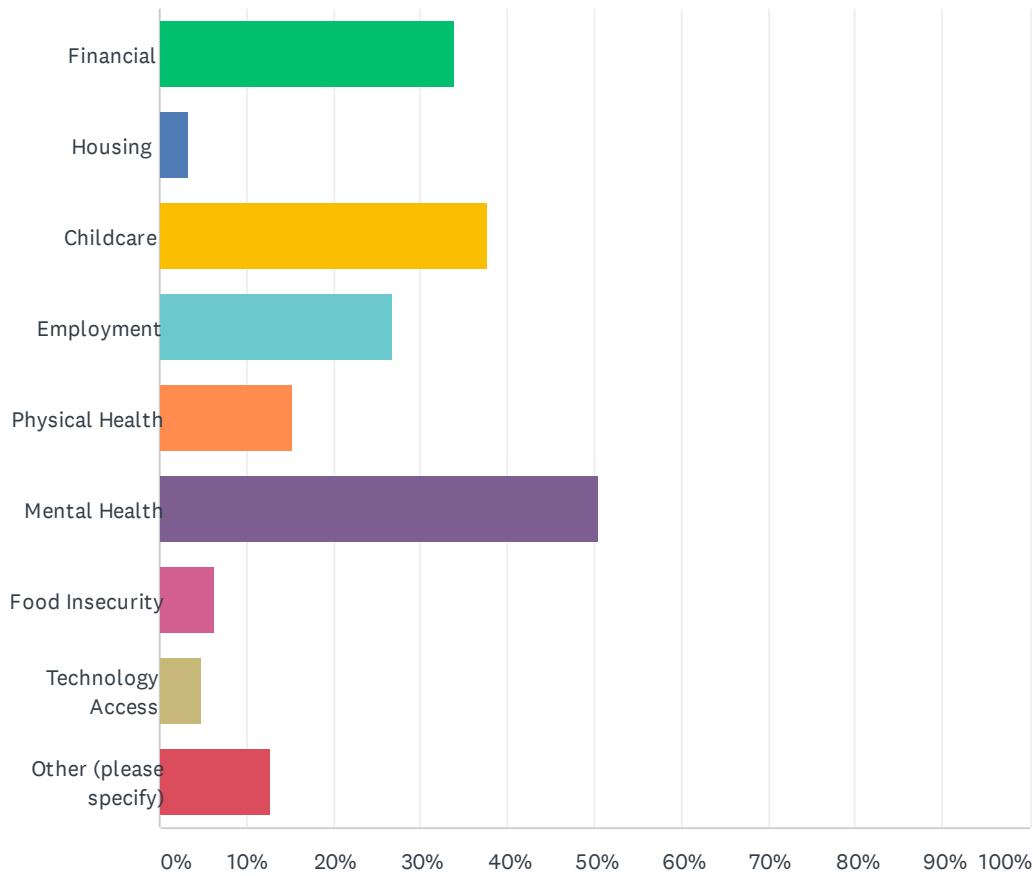
Answered: 680 Skipped: 2



ANSWER CHOICES	RESPONSES	
Yes	85.44%	581
No	14.56%	99
TOTAL		680

Q30 If your family is currently experiencing hardship due to the COVID-19 pandemic, what are those challenges? (select all that apply)

Answered: 268 Skipped: 414



ANSWER CHOICES	RESPONSES	
Financial	33.96%	91
Housing	3.36%	9
Childcare	37.69%	101
Employment	26.87%	72
Physical Health	15.30%	41
Mental Health	50.37%	135
Food Insecurity	6.34%	17
Technology Access	4.85%	13
Other (please specify)	12.69%	34
Total Respondents: 268		