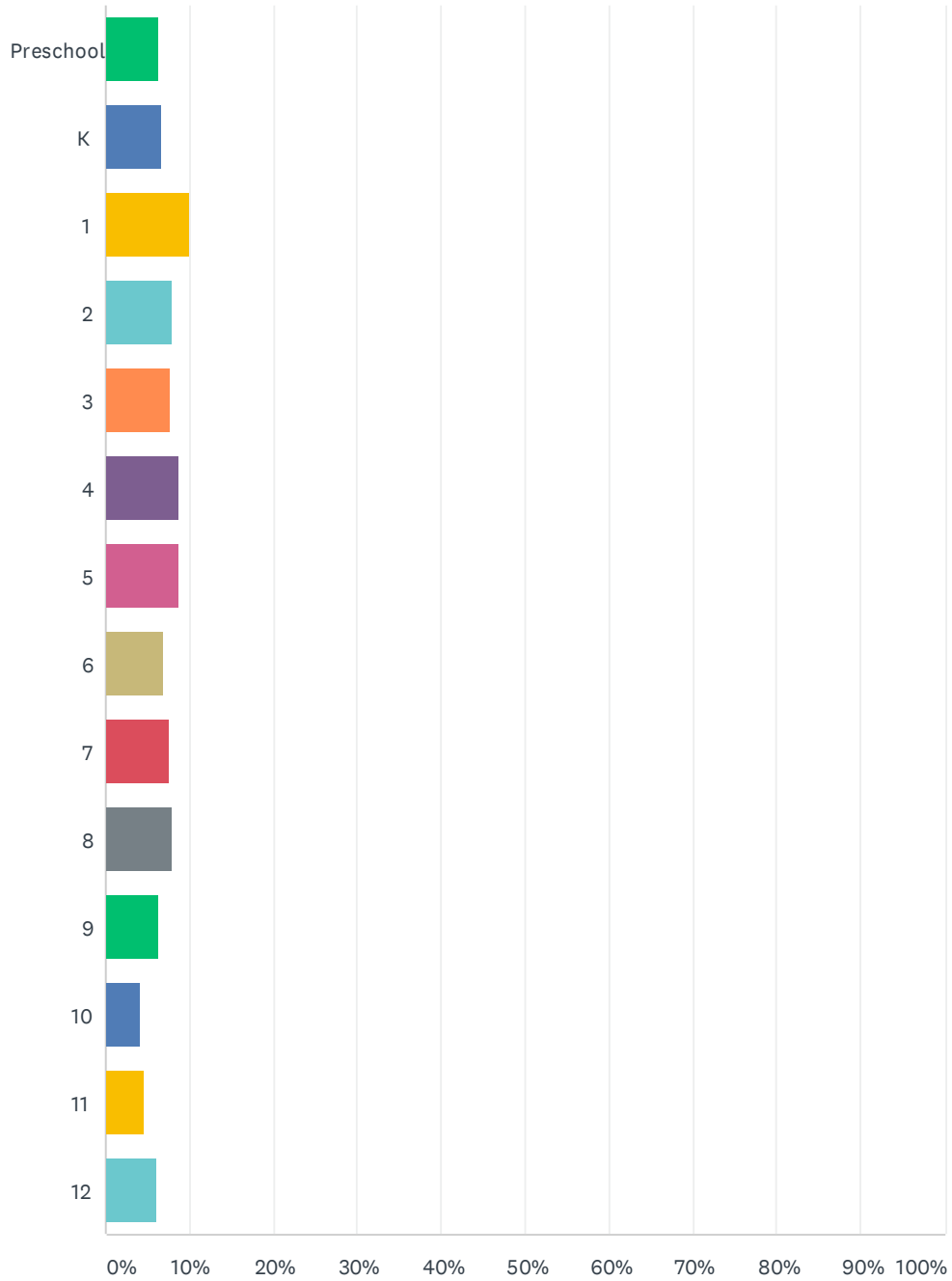


### Q1 Please select your child's grade level:

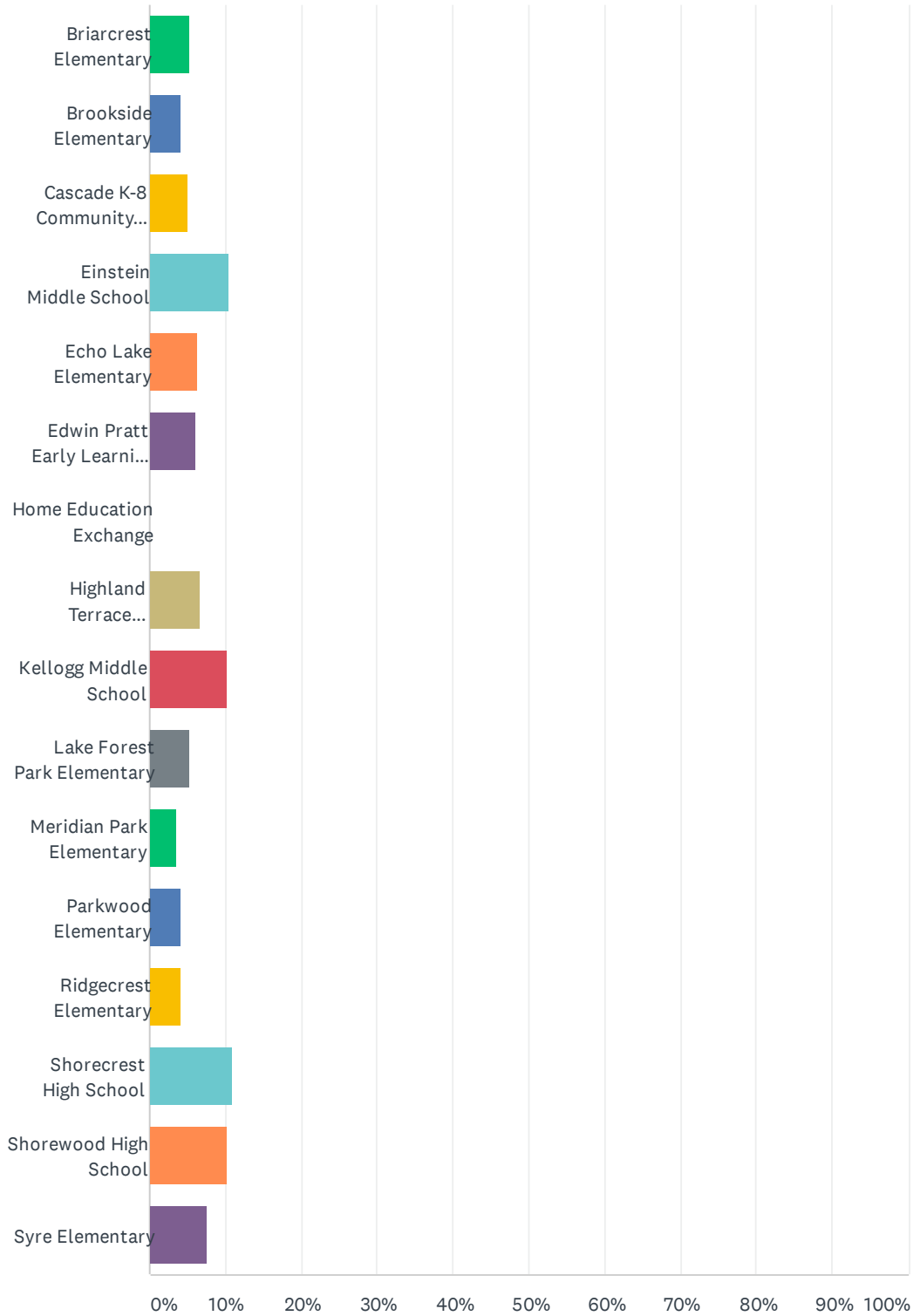
Answered: 362 Skipped: 1



ANSWER CHOICES	RESPONSES	
Preschool	6.35%	23
K	6.63%	24
1	9.94%	36
2	8.01%	29
3	7.73%	28
4	8.84%	32
5	8.84%	32
6	6.91%	25
7	7.46%	27
8	8.01%	29
9	6.35%	23
10	4.14%	15
11	4.70%	17
12	6.08%	22
TOTAL		362

## Q2 Which school does your child attend?

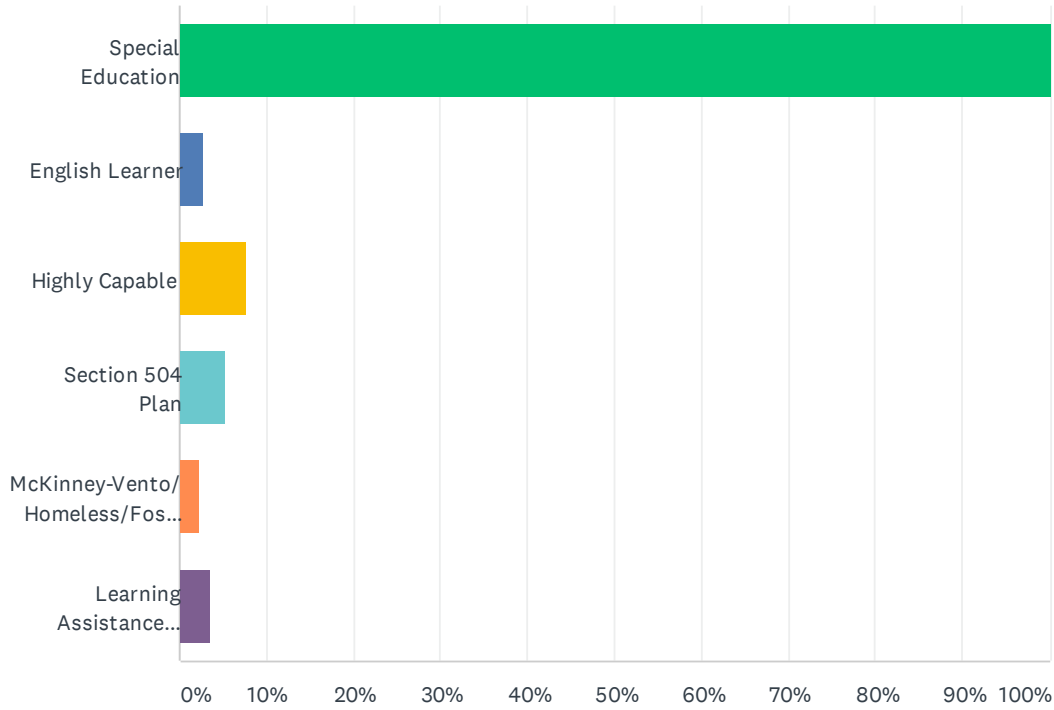
Answered: 361 Skipped: 2



ANSWER CHOICES	RESPONSES	
Briarcrest Elementary	5.26%	19
Brookside Elementary	4.16%	15
Cascade K-8 Community School	4.99%	18
Einstein Middle School	10.53%	38
Echo Lake Elementary	6.37%	23
Edwin Pratt Early Learning Center	6.09%	22
Home Education Exchange	0.00%	0
Highland Terrace Elementary	6.65%	24
Kellogg Middle School	10.25%	37
Lake Forest Park Elementary	5.26%	19
Meridian Park Elementary	3.60%	13
Parkwood Elementary	4.16%	15
Ridgecrest Elementary	4.16%	15
Shorecrest High School	10.80%	39
Shorewood High School	10.25%	37
Syre Elementary	7.48%	27
<b>TOTAL</b>		<b>361</b>

### Q3 If your child is in a special program, please select all that apply.

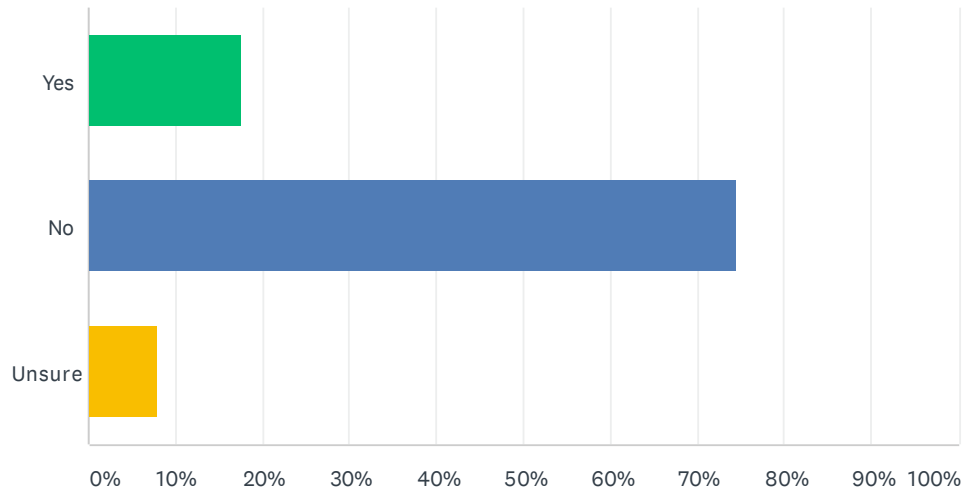
Answered: 363 Skipped: 0



ANSWER CHOICES	RESPONSES	
Special Education	100.00%	363
English Learner	2.75%	10
Highly Capable	7.71%	28
Section 504 Plan	5.23%	19
McKinney-Vento/Homeless/Foster Care	2.20%	8
Learning Assistance Program/Title I	3.58%	13
Total Respondents: 363		

### Q4 Does your child qualify for free or reduced-price school meals?

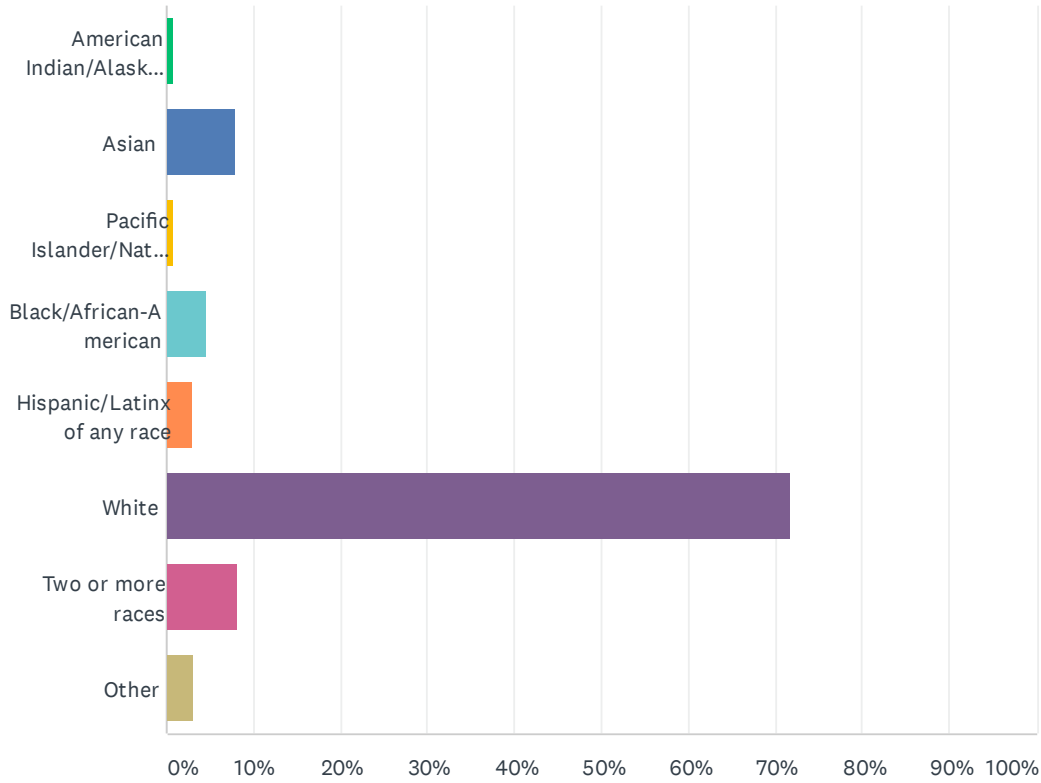
Answered: 363 Skipped: 0



ANSWER CHOICES	RESPONSES	
Yes	17.63%	64
No	74.38%	270
Unsure	7.99%	29
<b>TOTAL</b>		<b>363</b>

### Q5 What is your race/ethnic origin?

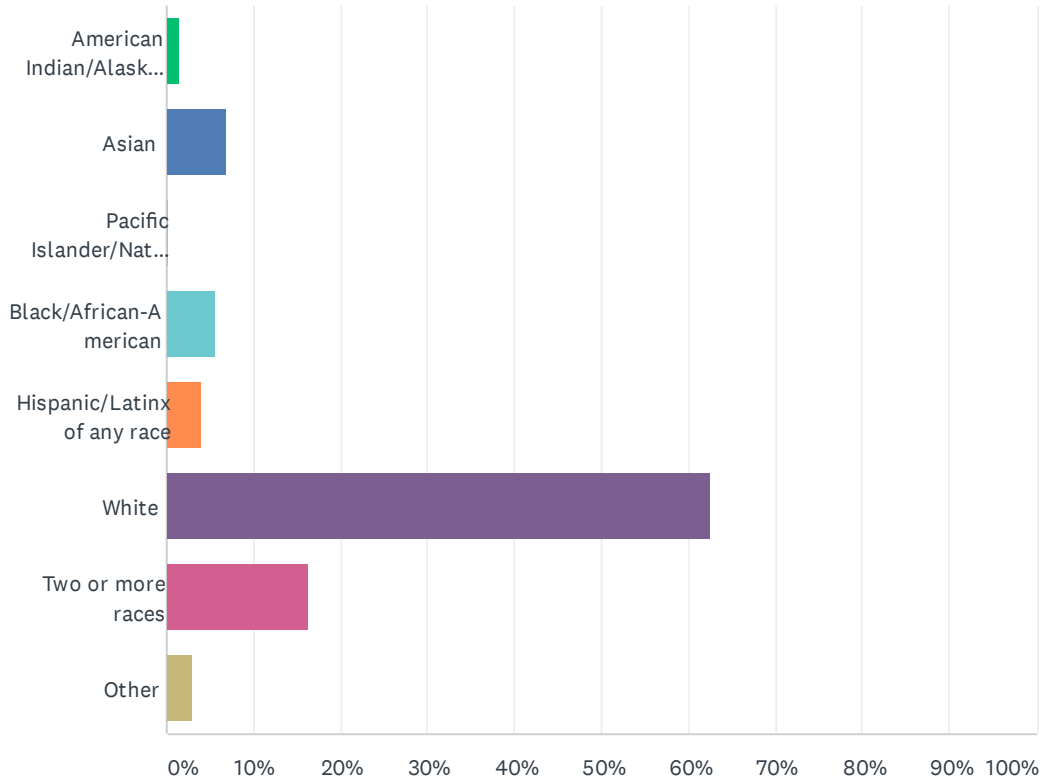
Answered: 354 Skipped: 9



ANSWER CHOICES	RESPONSES
American Indian/Alaskan Native	0.85% 3
Asian	7.91% 28
Pacific Islander/Native Hawaiian	0.85% 3
Black/African-American	4.52% 16
Hispanic/Latinx of any race	2.82% 10
White	71.75% 254
Two or more races	8.19% 29
Other	3.11% 11
<b>TOTAL</b>	<b>354</b>

## Q6 What is your child's race/ethnic origin?

Answered: 349 Skipped: 14

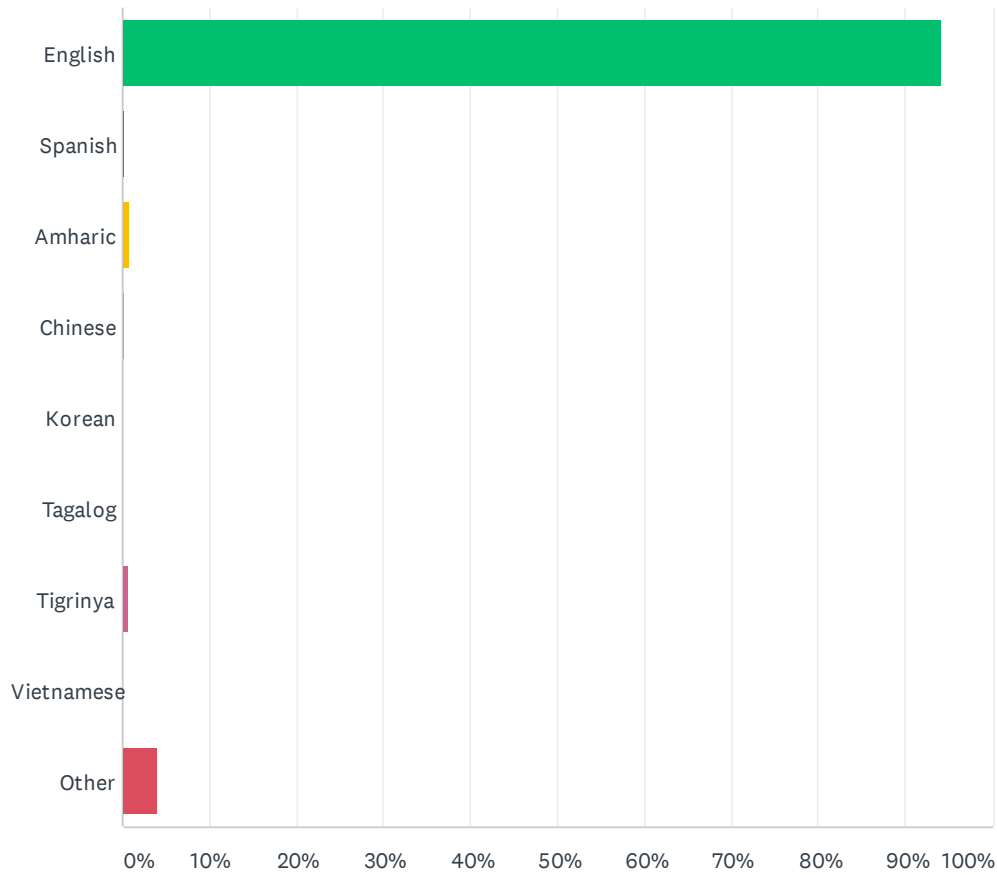


ANSWER CHOICES	RESPONSES
American Indian/Alaskan Native	1.43% 5
Asian	6.88% 24
Pacific Islander/Native Hawaiian	0.29% 1
Black/African-American	5.73% 20
Hispanic/Latinx of any race	4.01% 14
White	62.46% 218
Two or more races	16.33% 57
Other	2.87% 10
<b>TOTAL</b>	<b>349</b>



### Q7 What is your primary home language?

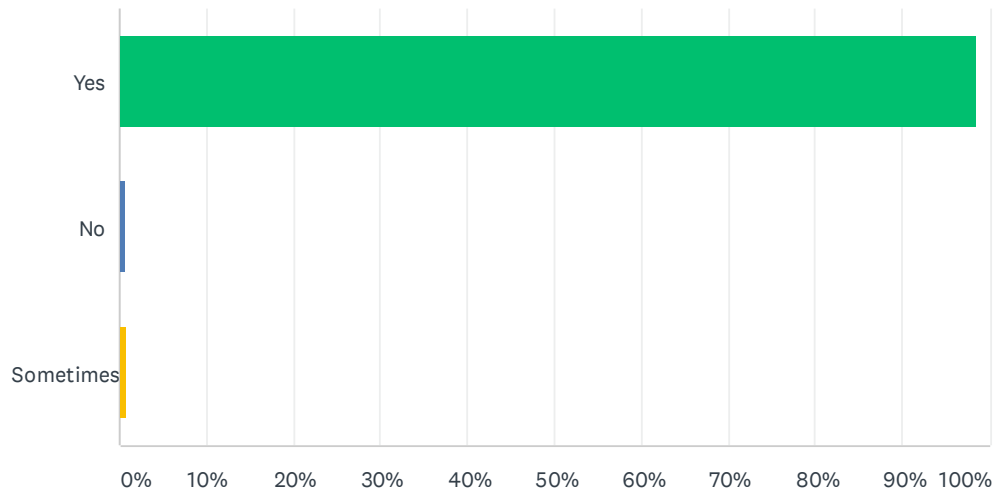
Answered: 361 Skipped: 2



ANSWER CHOICES	RESPONSES	
English	94.18%	340
Spanish	0.28%	1
Amharic	0.83%	3
Chinese	0.28%	1
Korean	0.00%	0
Tagalog	0.00%	0
Tigrinya	0.55%	2
Vietnamese	0.00%	0
Other	3.88%	14
<b>TOTAL</b>		<b>361</b>

### Q8 Do you receive information from your child’s school and the school district in a language you understand?

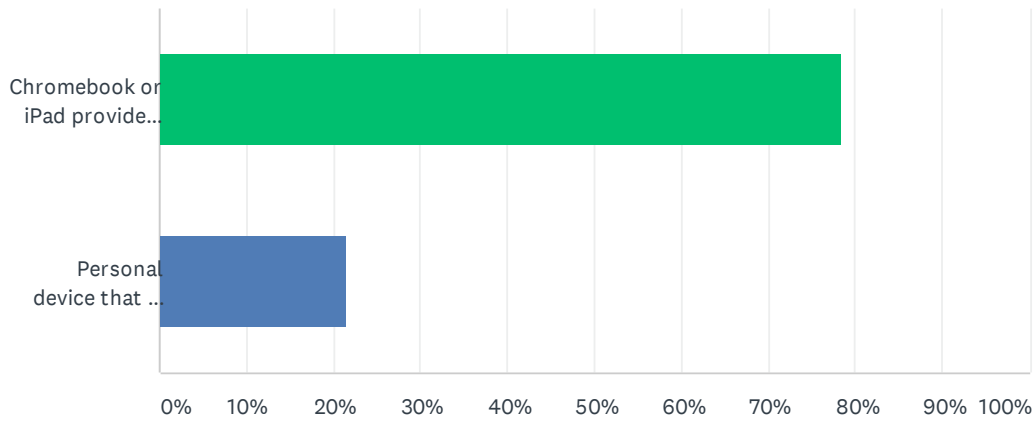
Answered: 362 Skipped: 1



ANSWER CHOICES	RESPONSES	
Yes	98.62%	357
No	0.55%	2
Sometimes	0.83%	3
TOTAL		362

# Q9 Is your child using a school-issued or personal Chromebook or iPad for remote learning?

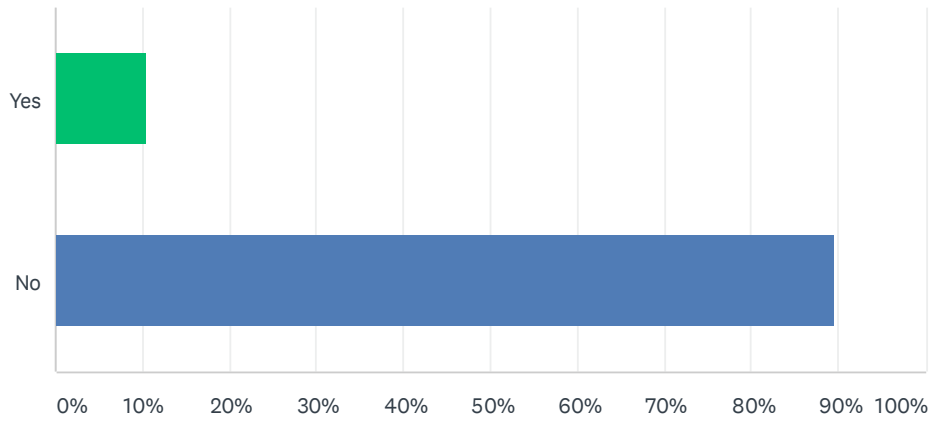
Answered: 362 Skipped: 1



ANSWER CHOICES	RESPONSES	
Chromebook or iPad provided by their school/district	78.45%	284
Personal device that we own	21.55%	78
TOTAL		362

### Q10 Did you check out a WiFi hotspot from your school or district?

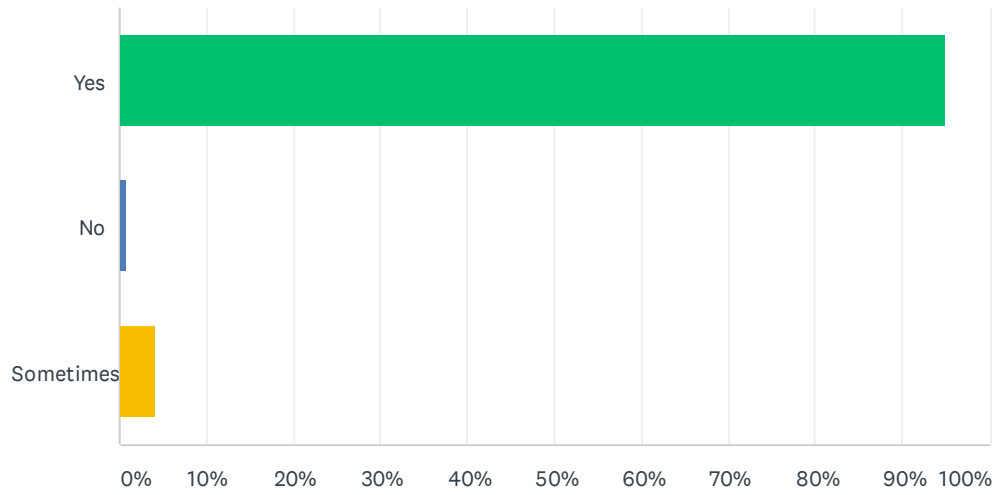
Answered: 362 Skipped: 1



ANSWER CHOICES	RESPONSES	
Yes	10.50%	38
No	89.50%	324
TOTAL		362

# Q11 Is your child currently able to access the internet for remote learning?

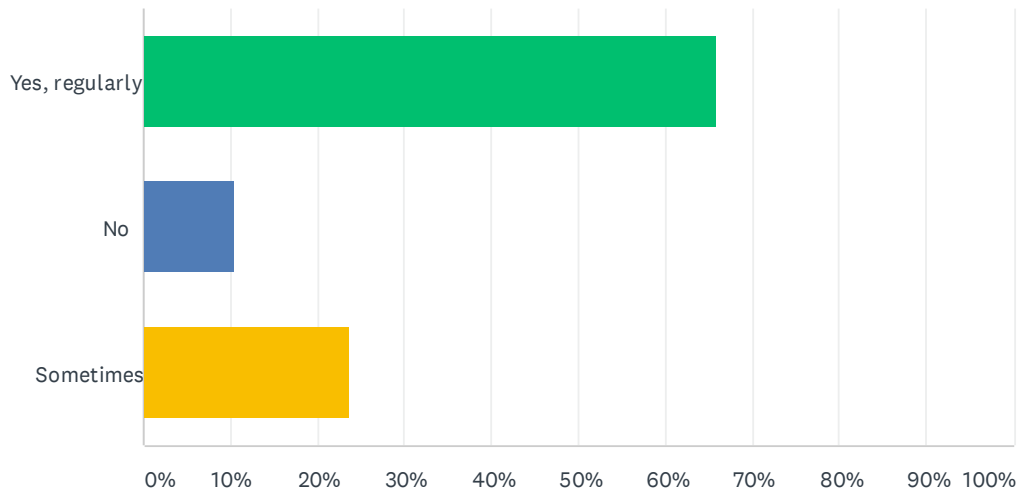
Answered: 362 Skipped: 1



ANSWER CHOICES	RESPONSES	
Yes	95.03%	344
No	0.83%	3
Sometimes	4.14%	15
TOTAL		362

## Q12 Do you use the parent/guardian Canvas or Seesaw app or website to monitor/support your child's schoolwork?

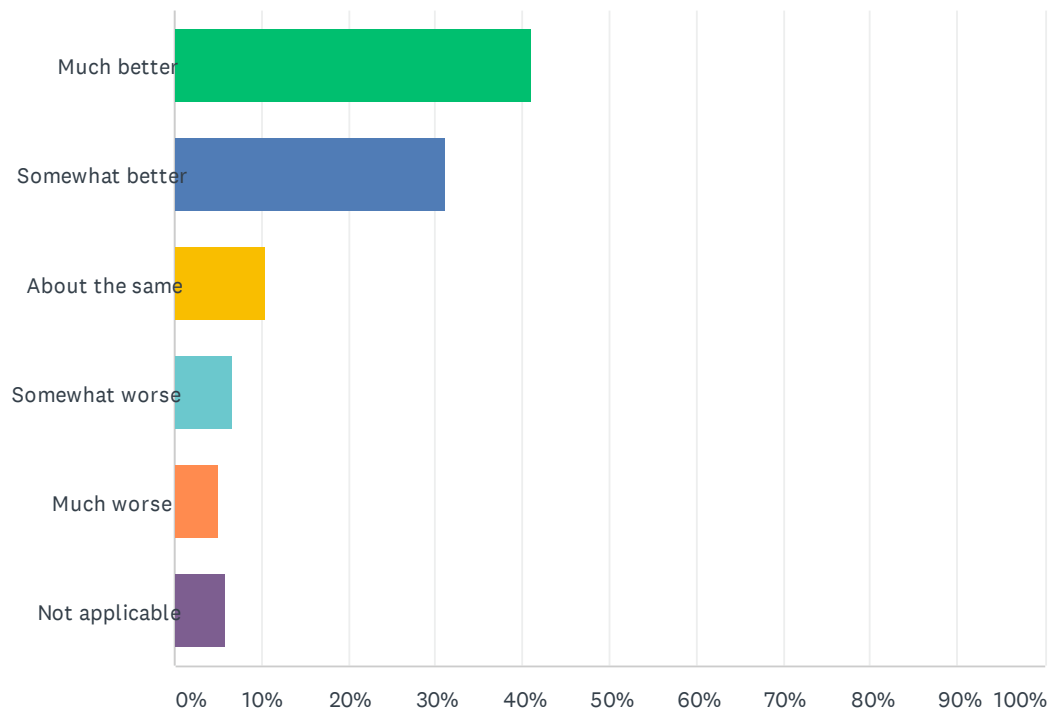
Answered: 363 Skipped: 0



ANSWER CHOICES	RESPONSES	
Yes, regularly	65.84%	239
No	10.47%	38
Sometimes	23.69%	86
<b>TOTAL</b>		<b>363</b>

### Q13 Compared to your child’s remote learning experience in the spring, your child’s learning experience this fall has been:

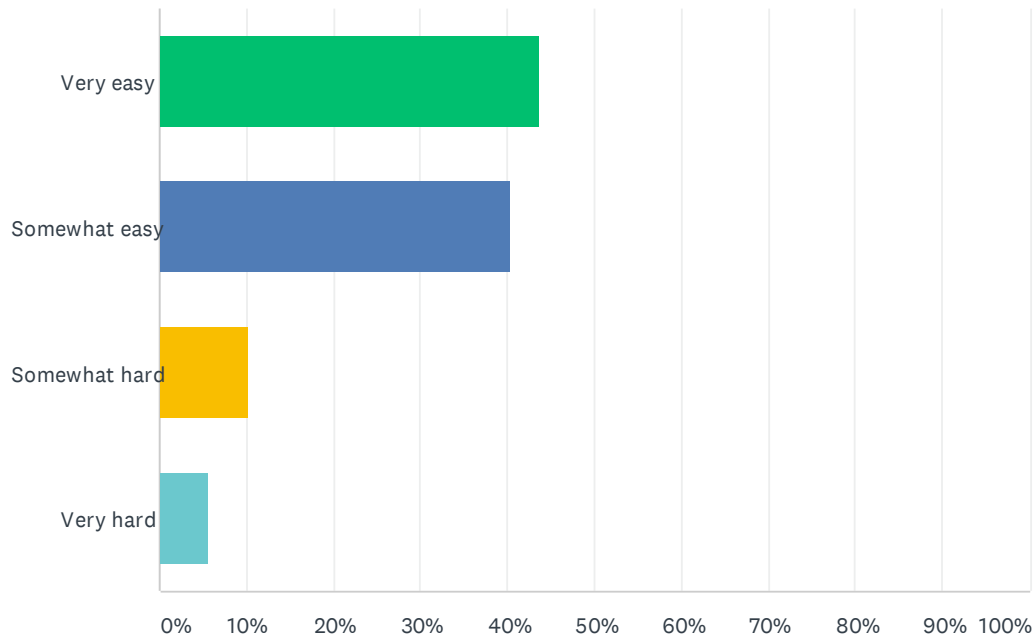
Answered: 363 Skipped: 0



ANSWER CHOICES	RESPONSES	
Much better	41.05%	149
Somewhat better	31.13%	113
About the same	10.47%	38
Somewhat worse	6.61%	24
Much worse	4.96%	18
Not applicable	5.79%	21
<b>TOTAL</b>		<b>363</b>

### Q14 How easy or hard has it been for your child to find their class links, such as ClassLink, Canvas, Seesaw or Zoom?

Answered: 359 Skipped: 4

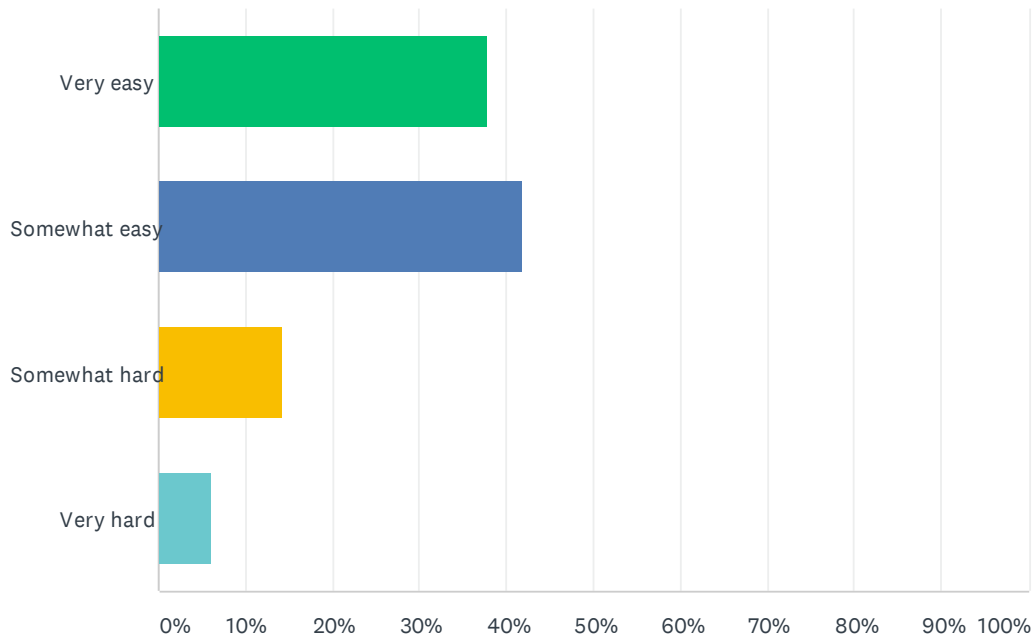


ANSWER CHOICES	RESPONSES	
Very easy	43.73%	157
Somewhat easy	40.39%	145
Somewhat hard	10.31%	37
Very hard	5.57%	20
TOTAL		359



## Q15 How easy or hard has it been for your child to find their class assignments?

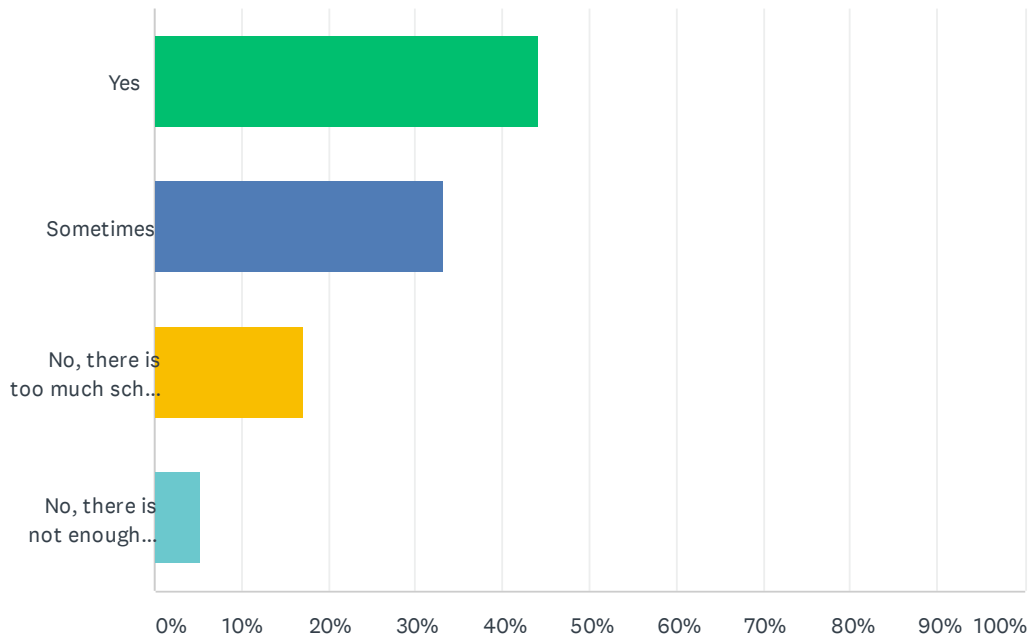
Answered: 357 Skipped: 6



ANSWER CHOICES	RESPONSES	
Very easy	37.82%	135
Somewhat easy	41.74%	149
Somewhat hard	14.29%	51
Very hard	6.16%	22
<b>TOTAL</b>		<b>357</b>

### Q16 Do you feel your child has an appropriate level of school work in the current remote learning model?

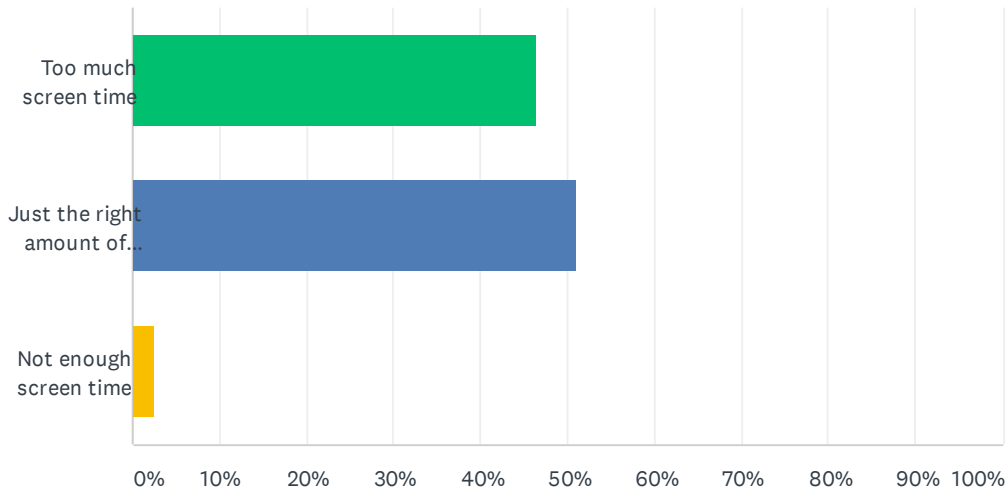
Answered: 360 Skipped: 3



ANSWER CHOICES	RESPONSES	
Yes	44.17%	159
Sometimes	33.33%	120
No, there is too much school work	17.22%	62
No, there is not enough school work	5.28%	19
<b>TOTAL</b>		<b>360</b>

### Q17 My child's remote learning schedule requires:

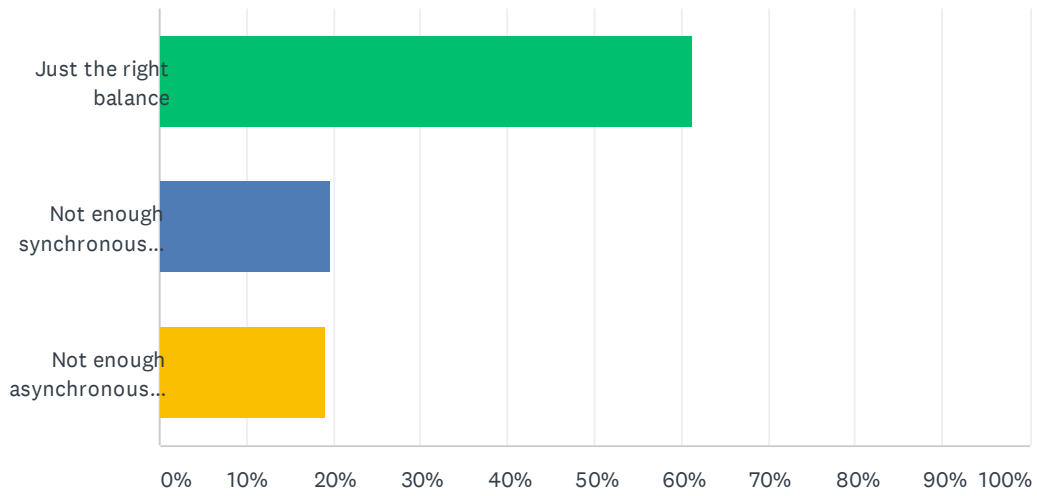
Answered: 353 Skipped: 10



ANSWER CHOICES	RESPONSES	
Too much screen time	46.46%	164
Just the right amount of screen time	50.99%	180
Not enough screen time	2.55%	9
TOTAL		353

### Q18 I feel my child’s mix of synchronous (teacher-led) and asynchronous (teacher-directed) time is:

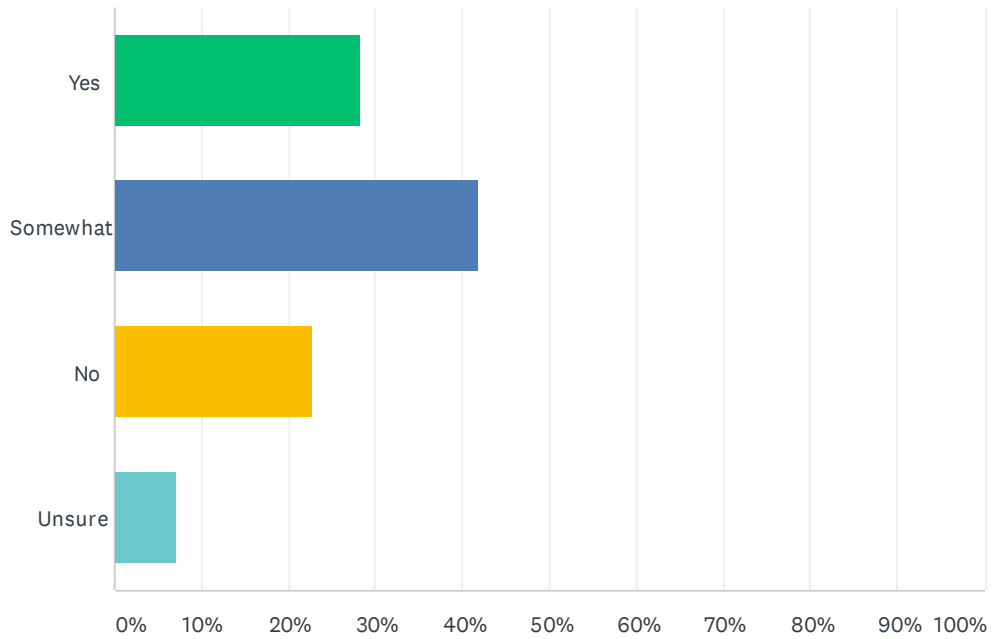
Answered: 341 Skipped: 22



ANSWER CHOICES	RESPONSES	
Just the right balance	61.29%	209
Not enough synchronous time	19.65%	67
Not enough asynchronous time	19.06%	65
TOTAL		341

### Q19 I feel my child is progressing in their learning:

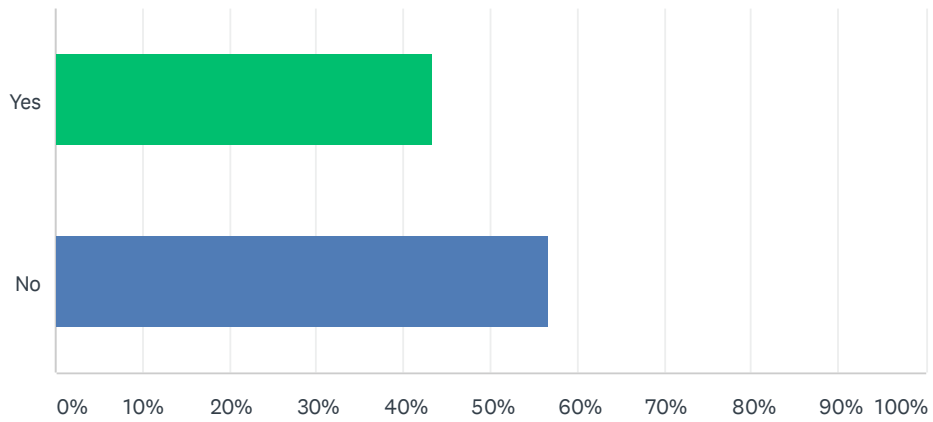
Answered: 361 Skipped: 2



ANSWER CHOICES	RESPONSES	
Yes	28.25%	102
Somewhat	41.83%	151
No	22.71%	82
Unsure	7.20%	26
<b>TOTAL</b>		<b>361</b>

### Q20 Have you experienced any technology issues that have prevented your child from accessing their class or learning tools for a period of time?

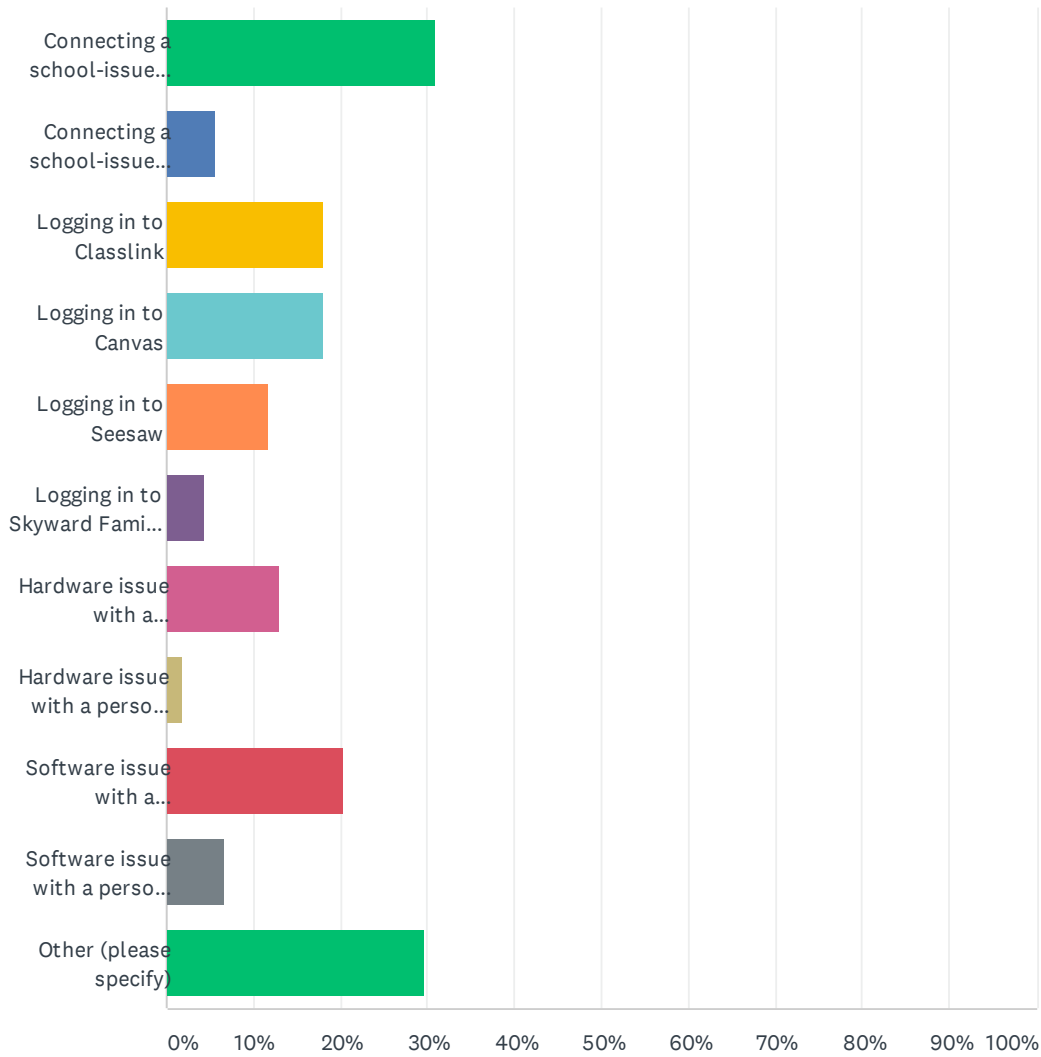
Answered: 361 Skipped: 2



ANSWER CHOICES	RESPONSES	
Yes	43.21%	156
No	56.79%	205
TOTAL		361

### Q21 If you answered YES to the previous question, please indicate the type/s of technology issues you or your child has experienced: (select all that apply)

Answered: 162 Skipped: 201

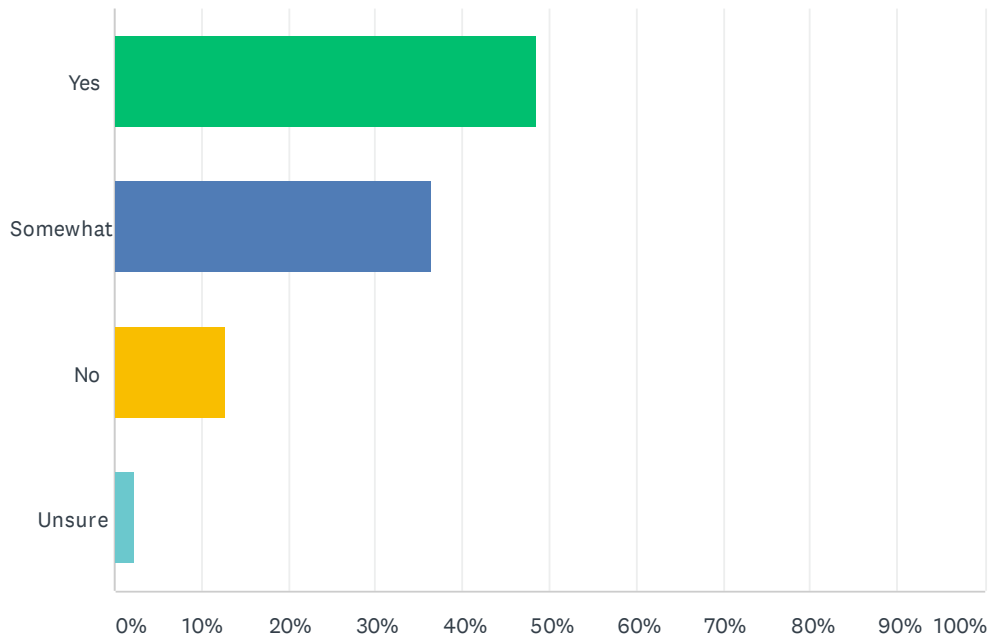


ANSWER CHOICES	RESPONSES	
Connecting a school-issued Chromebook/iPad to home internet	30.86%	50
Connecting a school-issued Chromebook/iPad to a school-issued wifi hotspot	5.56%	9
Logging in to Classlink	17.90%	29
Logging in to Canvas	17.90%	29
Logging in to Seesaw	11.73%	19
Logging in to Skyward Family Access	4.32%	7
Hardware issue with a school-issued Chromebook/iPad	12.96%	21
Hardware issue with a personal computer/device owned by the student or family	1.85%	3
Software issue with a school-issued Chromebook/iPad	20.37%	33
Software issue with a personal computer/device owned by the student or family	6.79%	11
Other (please specify)	29.63%	48
Total Respondents: 162		



## Q22 As a parent/guardian, I am provided enough information to support my child with remote learning:

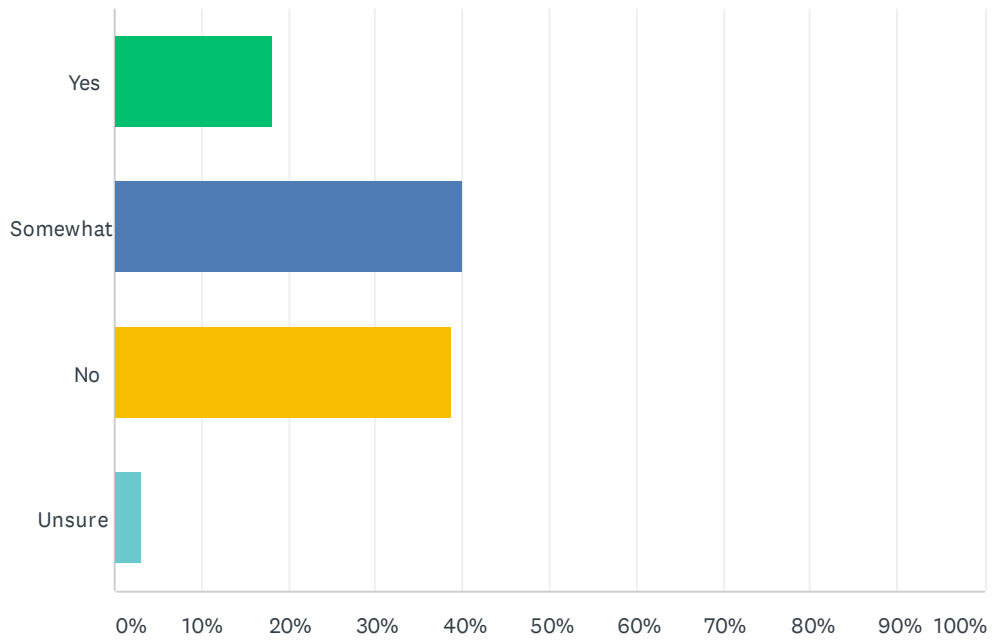
Answered: 360 Skipped: 3



ANSWER CHOICES	RESPONSES	
Yes	48.61%	175
Somewhat	36.39%	131
No	12.78%	46
Unsure	2.22%	8
<b>TOTAL</b>		<b>360</b>

## Q23 Do you feel your child’s social and emotional needs are being supported by their school during this period of remote learning?

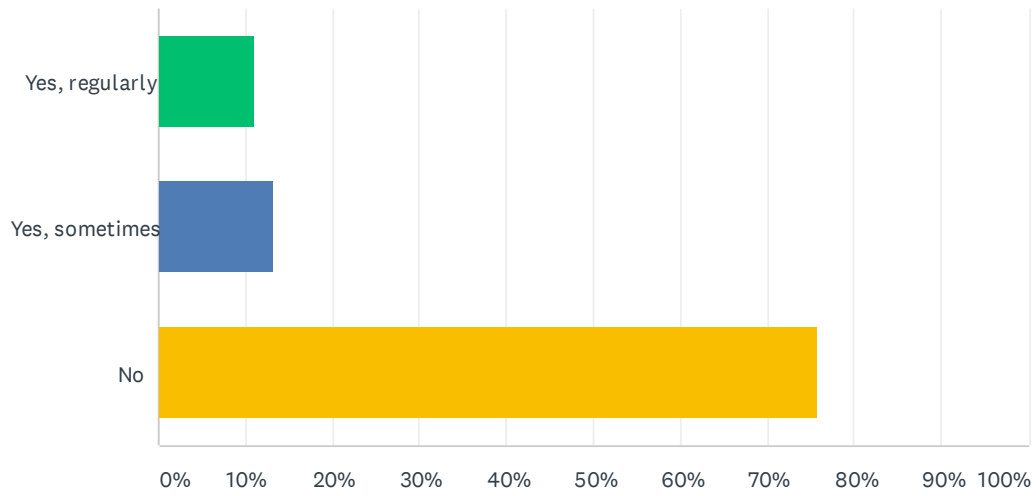
Answered: 362 Skipped: 1



ANSWER CHOICES	RESPONSES	
Yes	18.23%	66
Somewhat	40.06%	145
No	38.67%	140
Unsure	3.04%	11
<b>TOTAL</b>		<b>362</b>

## Q24 Has your family accessed school meals during remote learning this fall?

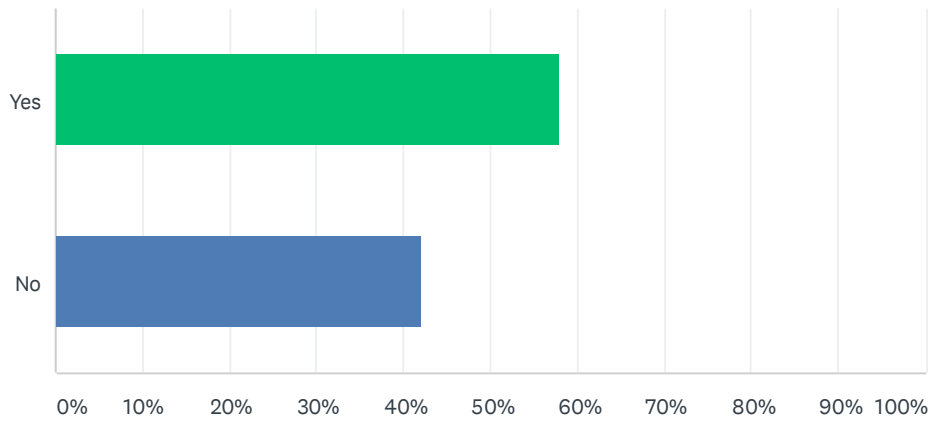
Answered: 363 Skipped: 0



ANSWER CHOICES	RESPONSES
Yes, regularly	11.02% 40
Yes, sometimes	13.22% 48
No	75.76% 275
TOTAL	363

### Q25 Did you attend or watch a recording of one of our Family Academy webinars at the beginning of the school year?

Answered: 363 Skipped: 0



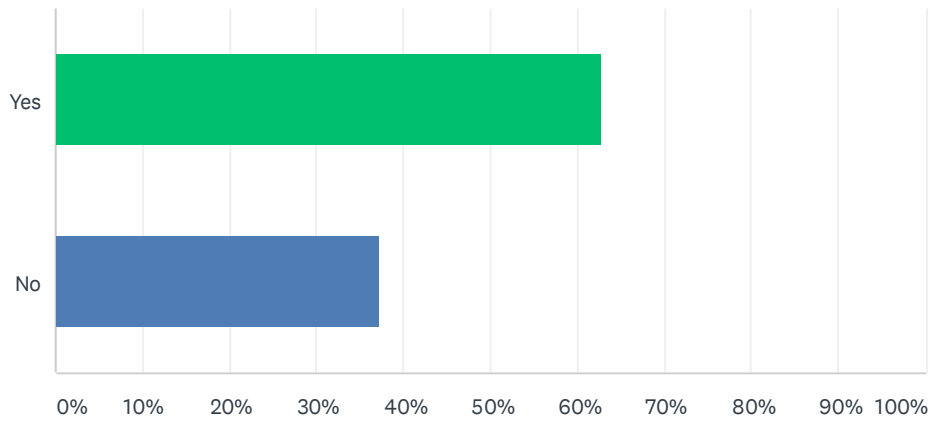
ANSWER CHOICES	RESPONSES	
Yes	57.85%	210
No	42.15%	153
TOTAL		363

**Q26** If there is a topic you would like to see covered at a future Family Academy, please include it here.

Answered: 39 Skipped: 324

## Q27 Have you accessed the Remote Learning Resources webpage on your school or district website?

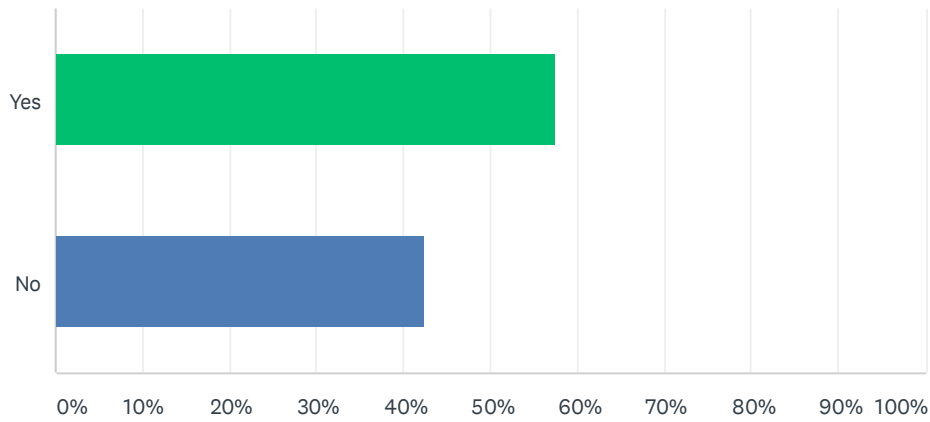
Answered: 359 Skipped: 4



ANSWER CHOICES	RESPONSES	
Yes	62.67%	225
No	37.33%	134
TOTAL		359

# Q28 Have you contacted your school regarding any needs your family may have?

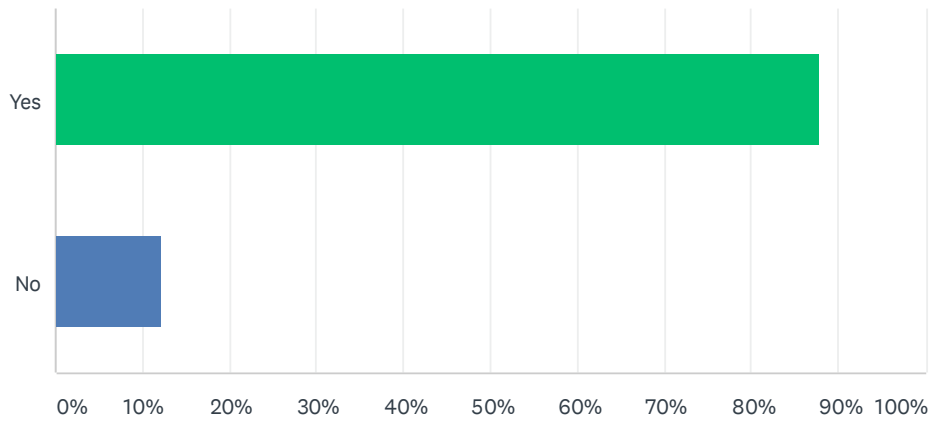
Answered: 362 Skipped: 1



ANSWER CHOICES	RESPONSES	
Yes	57.46%	208
No	42.54%	154
TOTAL		362

# Q29 Do you know who to contact at your school if you need resources or support?

Answered: 361 Skipped: 2

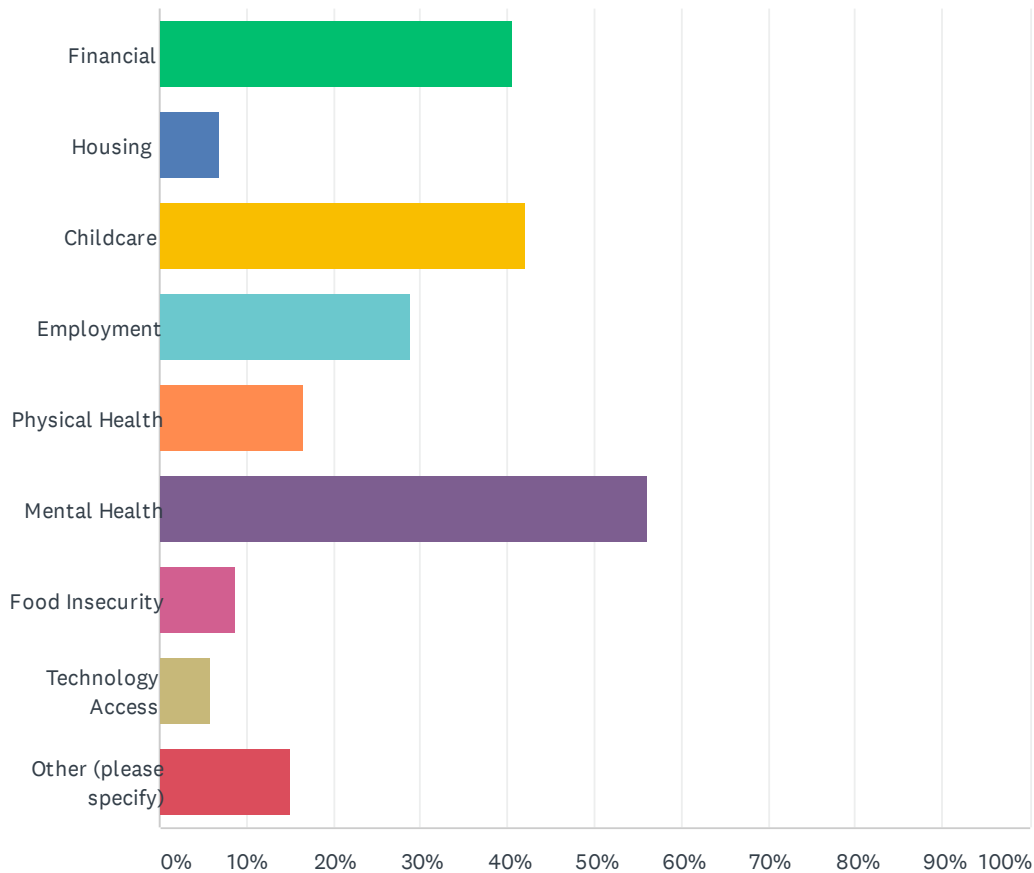


ANSWER CHOICES	RESPONSES	
Yes	87.81%	317
No	12.19%	44
TOTAL		361



### Q30 If your family is currently experiencing hardship due to the COVID-19 pandemic, what are those challenges? (select all that apply)

Answered: 205 Skipped: 158



ANSWER CHOICES	RESPONSES	
Financial	40.49%	83
Housing	6.83%	14
Childcare	41.95%	86
Employment	28.78%	59
Physical Health	16.59%	34
Mental Health	56.10%	115
Food Insecurity	8.78%	18
Technology Access	5.85%	12
Other (please specify)	15.12%	31
Total Respondents: 205		