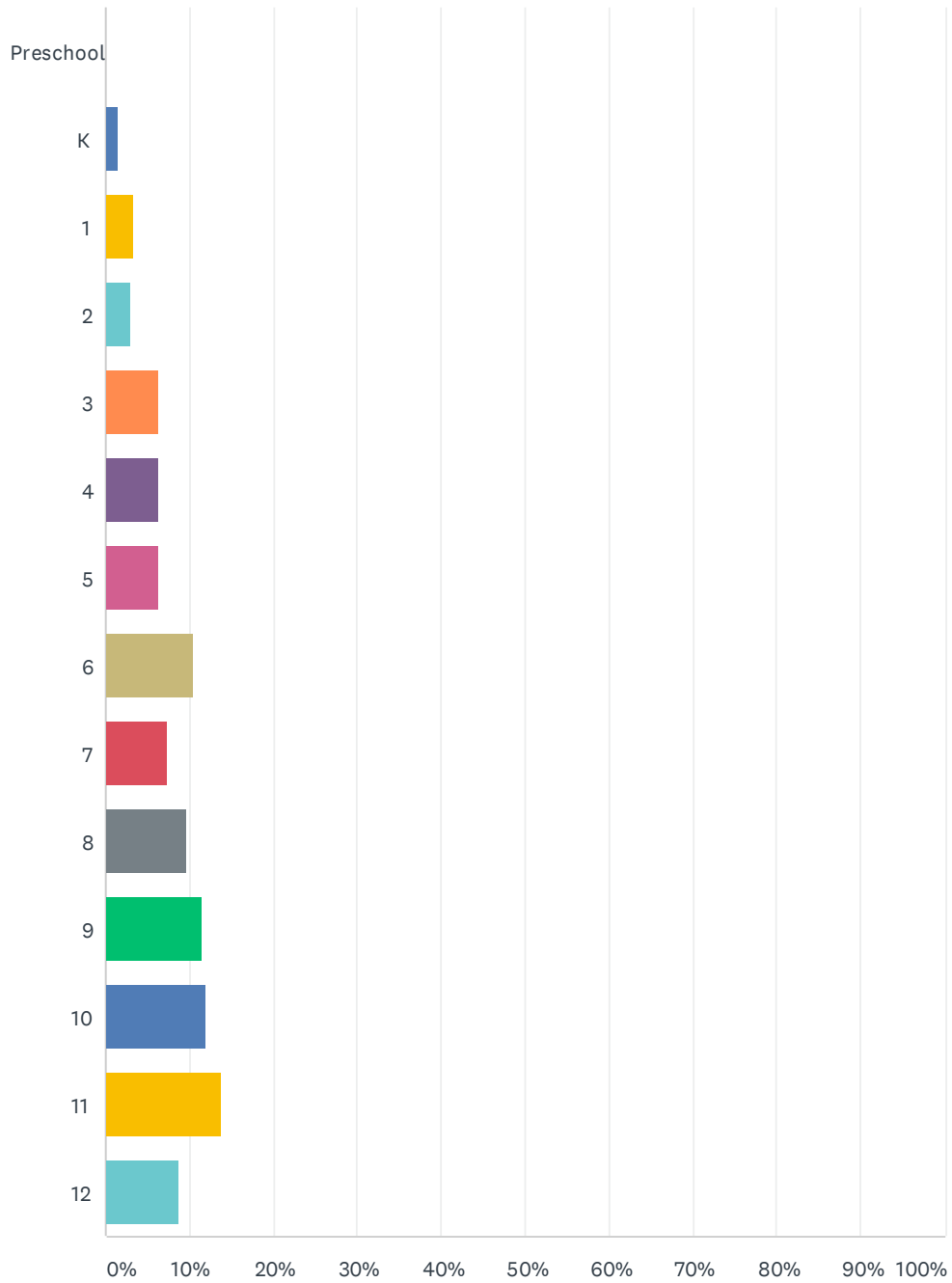


Q1 Please select your child's grade level:

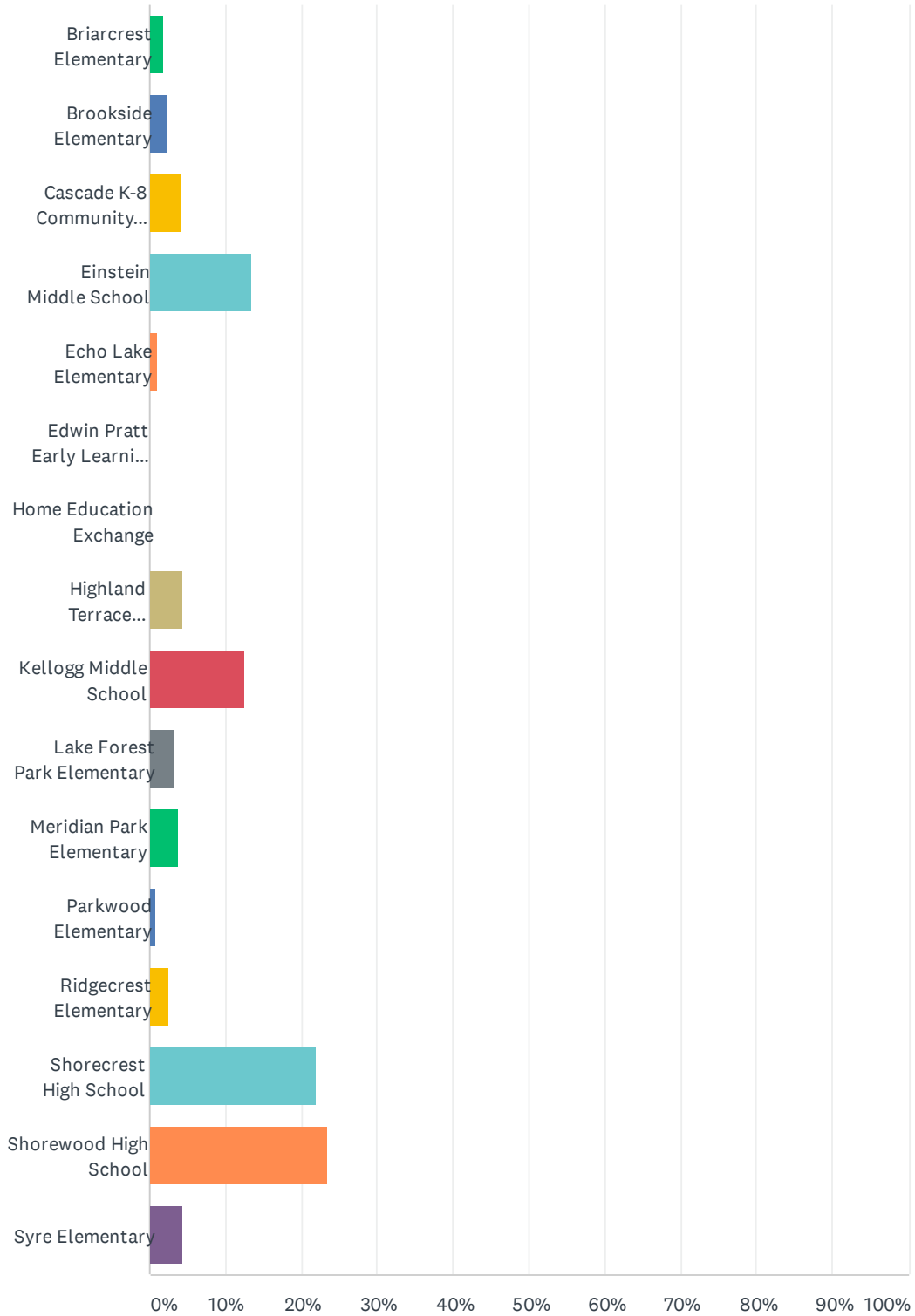
Answered: 270 Skipped: 0



ANSWER CHOICES	RESPONSES	
Preschool	0.00%	0
K	1.48%	4
1	3.33%	9
2	2.96%	8
3	6.30%	17
4	6.30%	17
5	6.30%	17
6	10.37%	28
7	7.41%	20
8	9.63%	26
9	11.48%	31
10	11.85%	32
11	13.70%	37
12	8.89%	24
TOTAL		270

Q2 Which school does your child attend?

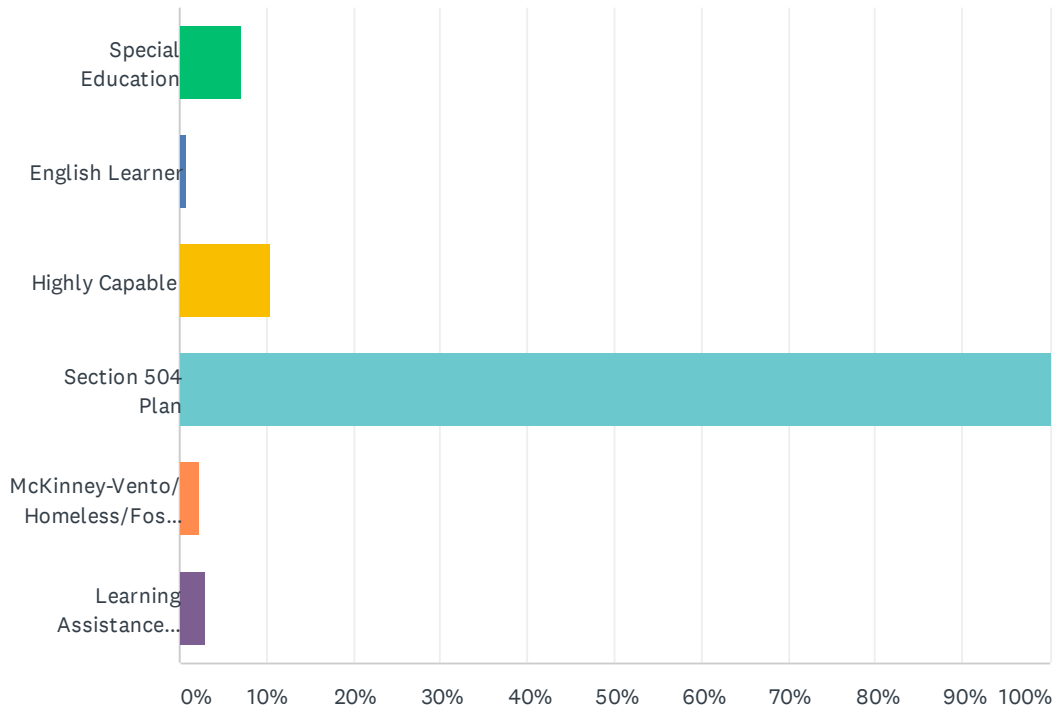
Answered: 269 Skipped: 1



ANSWER CHOICES	RESPONSES	
Briarcrest Elementary	1.86%	5
Brookside Elementary	2.23%	6
Cascade K-8 Community School	4.09%	11
Einstein Middle School	13.38%	36
Echo Lake Elementary	1.12%	3
Edwin Pratt Early Learning Center	0.00%	0
Home Education Exchange	0.00%	0
Highland Terrace Elementary	4.46%	12
Kellogg Middle School	12.64%	34
Lake Forest Park Elementary	3.35%	9
Meridian Park Elementary	3.72%	10
Parkwood Elementary	0.74%	2
Ridgecrest Elementary	2.60%	7
Shorecrest High School	21.93%	59
Shorewood High School	23.42%	63
Syre Elementary	4.46%	12
TOTAL		269

Q3 If your child is in a special program, please select all that apply.

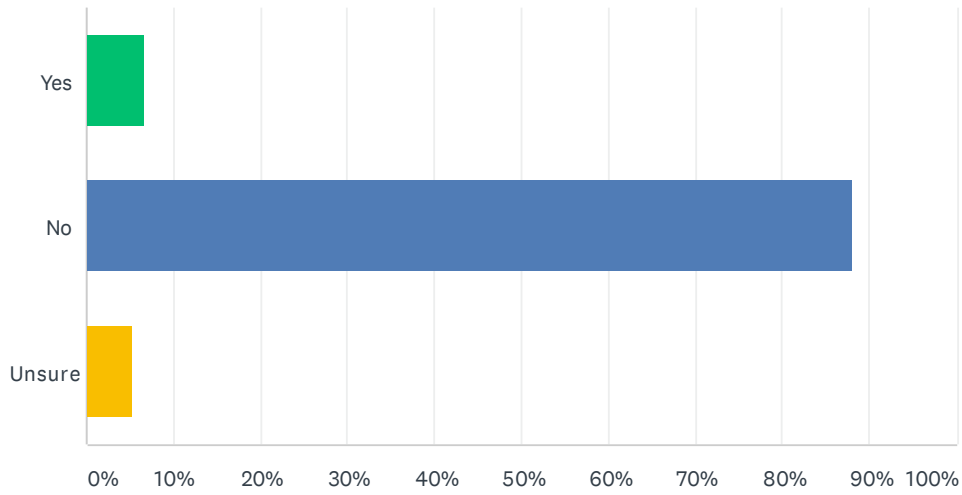
Answered: 270 Skipped: 0



ANSWER CHOICES	RESPONSES	
Special Education	7.04%	19
English Learner	0.74%	2
Highly Capable	10.37%	28
Section 504 Plan	100.00%	270
McKinney-Vento/Homeless/Foster Care	2.22%	6
Learning Assistance Program/Title I	2.96%	8
Total Respondents: 270		

Q4 Does your child qualify for free or reduced-price school meals?

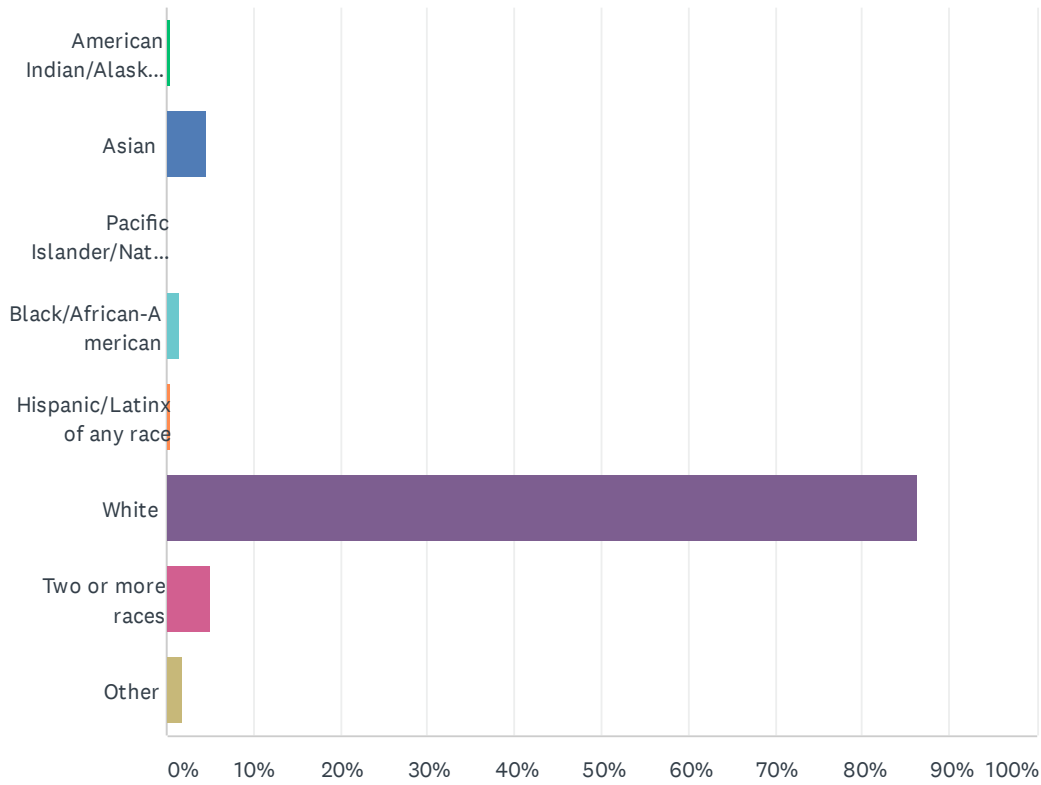
Answered: 269 Skipped: 1



ANSWER CHOICES	RESPONSES
Yes	6.69% 18
No	88.10% 237
Unsure	5.20% 14
TOTAL	269

Q5 What is your race/ethnic origin?

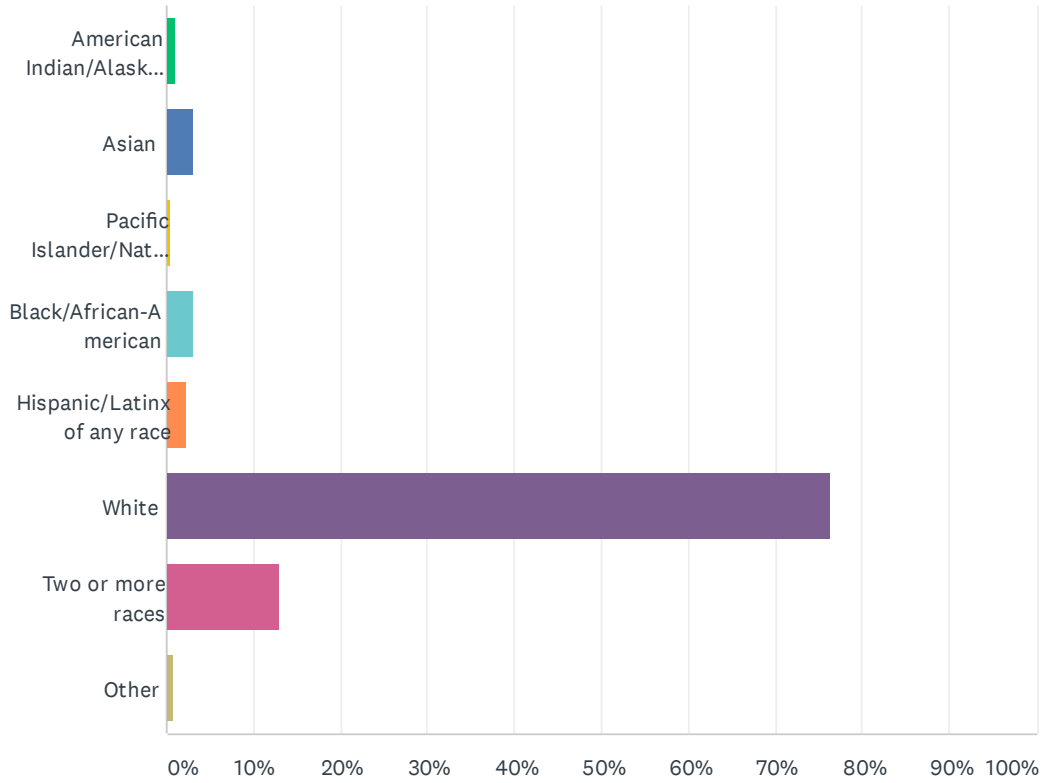
Answered: 263 Skipped: 7



ANSWER CHOICES	RESPONSES
American Indian/Alaskan Native	0.38% 1
Asian	4.56% 12
Pacific Islander/Native Hawaiian	0.00% 0
Black/African-American	1.52% 4
Hispanic/Latinx of any race	0.38% 1
White	86.31% 227
Two or more races	4.94% 13
Other	1.90% 5
TOTAL	263

Q6 What is your child's race/ethnic origin?

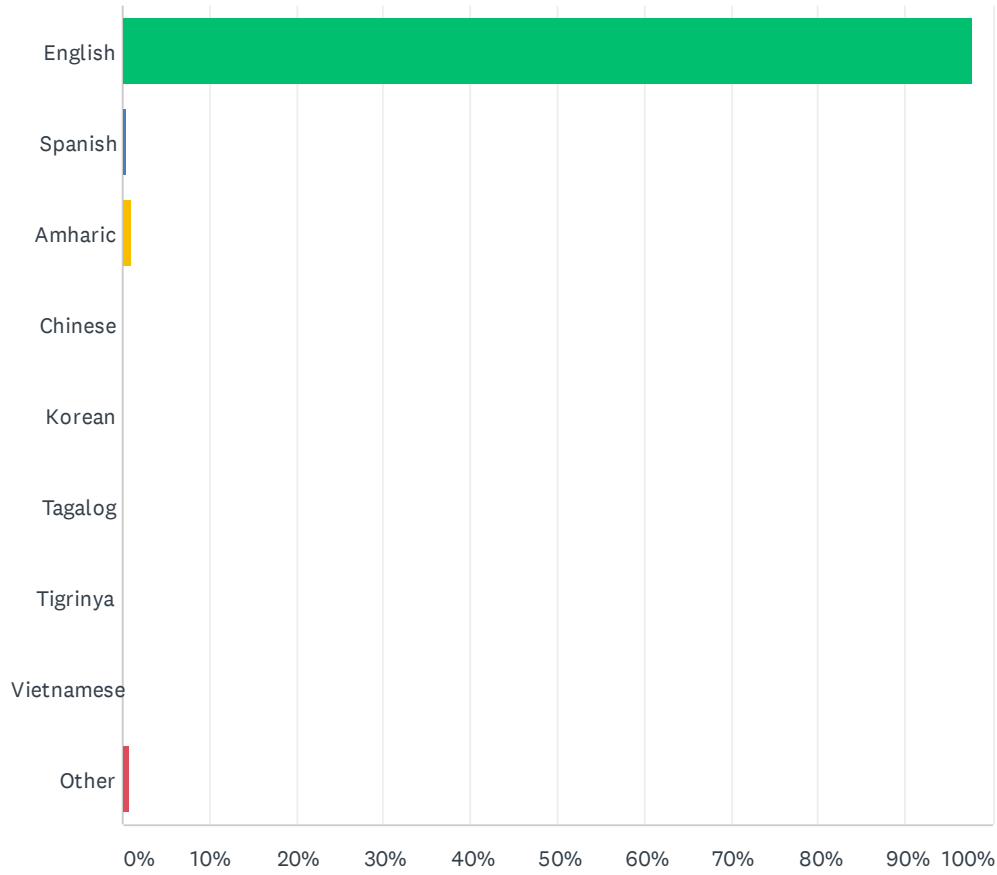
Answered: 262 Skipped: 8



ANSWER CHOICES	RESPONSES
American Indian/Alaskan Native	1.15% 3
Asian	3.05% 8
Pacific Islander/Native Hawaiian	0.38% 1
Black/African-American	3.05% 8
Hispanic/Latinx of any race	2.29% 6
White	76.34% 200
Two or more races	12.98% 34
Other	0.76% 2
TOTAL	262

Q7 What is your primary home language?

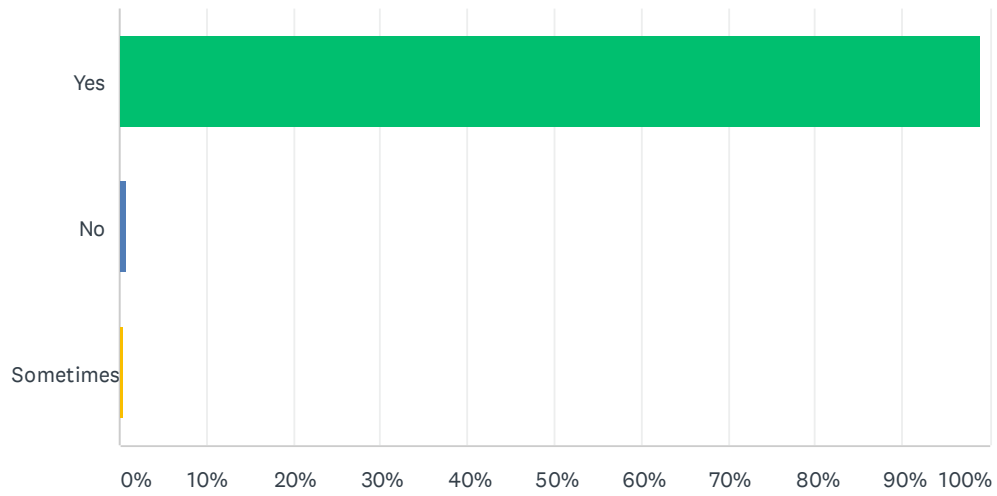
Answered: 265 Skipped: 5



ANSWER CHOICES	RESPONSES	
English	97.74%	259
Spanish	0.38%	1
Amharic	1.13%	3
Chinese	0.00%	0
Korean	0.00%	0
Tagalog	0.00%	0
Tigrinya	0.00%	0
Vietnamese	0.00%	0
Other	0.75%	2
TOTAL		265

Q8 Do you receive information from your child’s school and the school district in a language you understand?

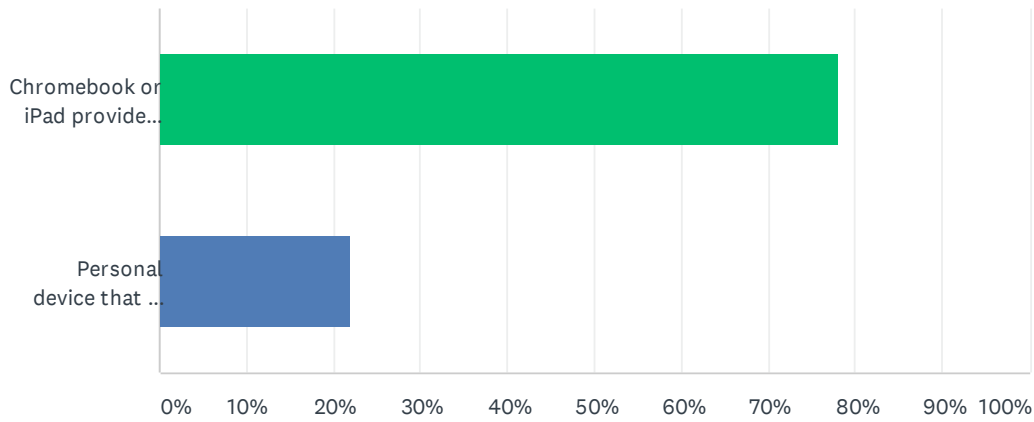
Answered: 269 Skipped: 1



ANSWER CHOICES		RESPONSES	
Yes		98.88%	266
No		0.74%	2
Sometimes		0.37%	1
TOTAL			269

Q9 Is your child using a school-issued or personal Chromebook or iPad for remote learning?

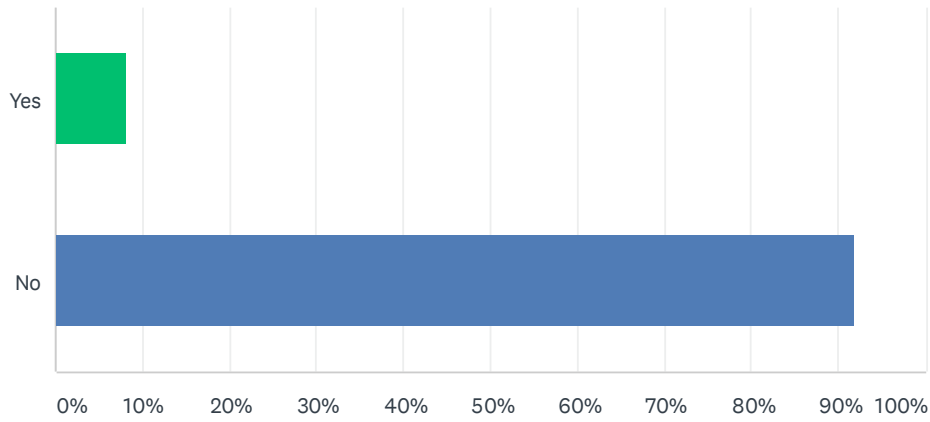
Answered: 269 Skipped: 1



ANSWER CHOICES	RESPONSES	
Chromebook or iPad provided by their school/district	78.07%	210
Personal device that we own	21.93%	59
TOTAL		269

Q10 Did you check out a WiFi hotspot from your school or district?

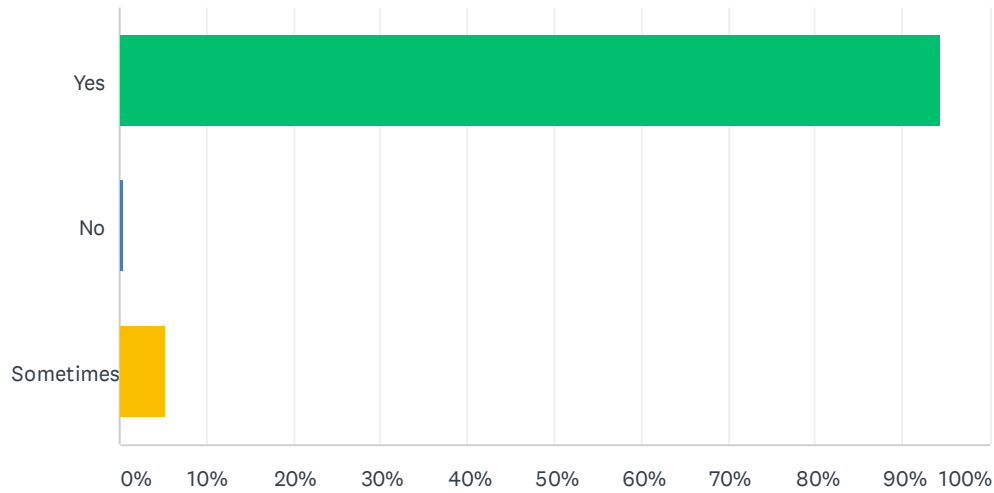
Answered: 268 Skipped: 2



ANSWER CHOICES	RESPONSES
Yes	8.21% 22
No	91.79% 246
TOTAL	268

Q11 Is your child currently able to access the internet for remote learning?

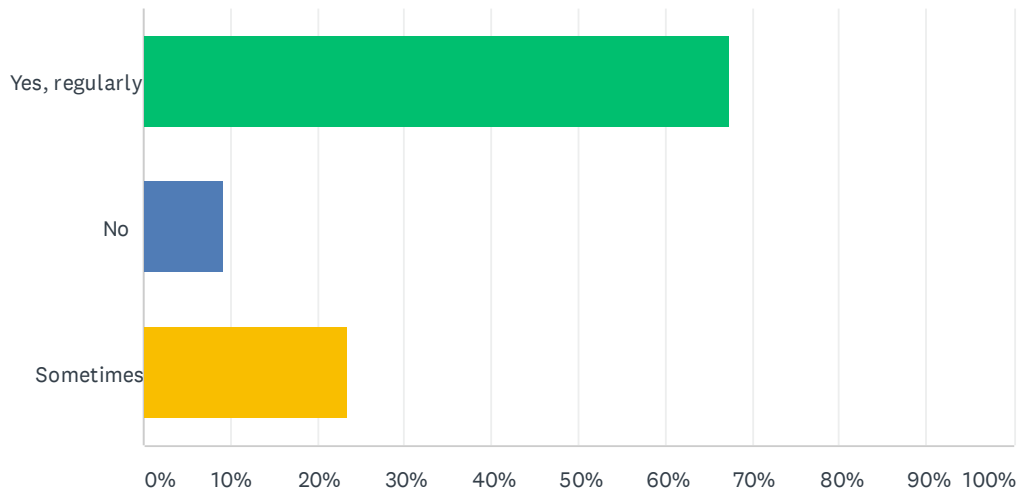
Answered: 270 Skipped: 0



ANSWER CHOICES	RESPONSES	
Yes	94.44%	255
No	0.37%	1
Sometimes	5.19%	14
TOTAL		270

Q12 Do you use the parent/guardian Canvas or Seesaw app or website to monitor/support your child's schoolwork?

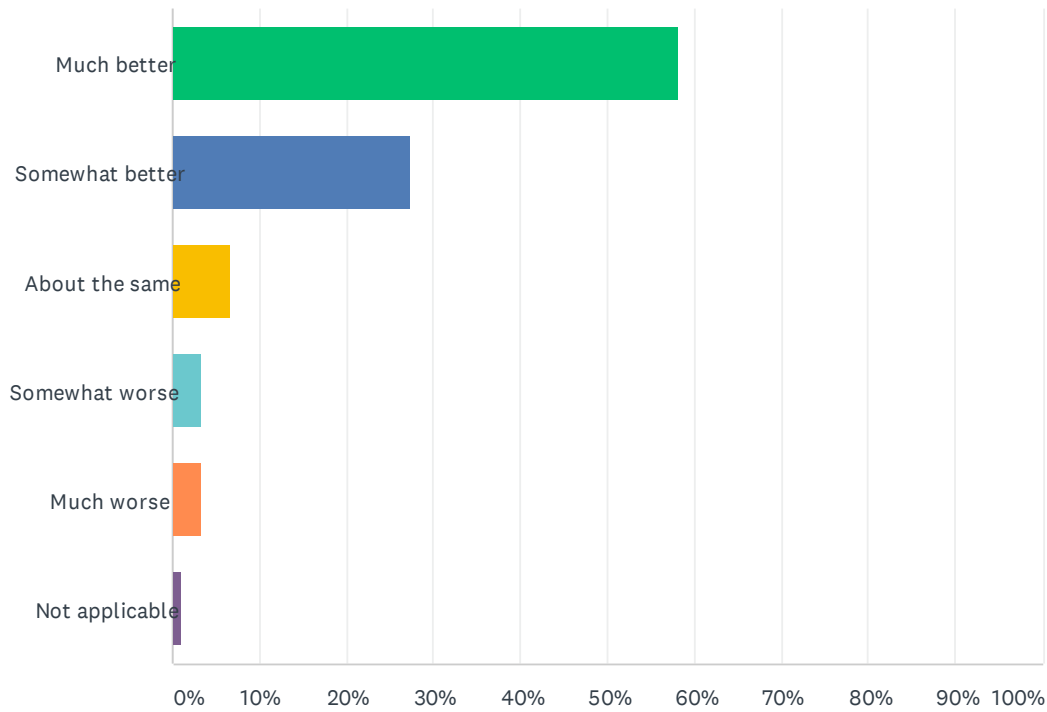
Answered: 270 Skipped: 0



ANSWER CHOICES	RESPONSES	
Yes, regularly	67.41%	182
No	9.26%	25
Sometimes	23.33%	63
TOTAL		270

Q13 Compared to your child’s remote learning experience in the spring, your child’s learning experience this fall has been:

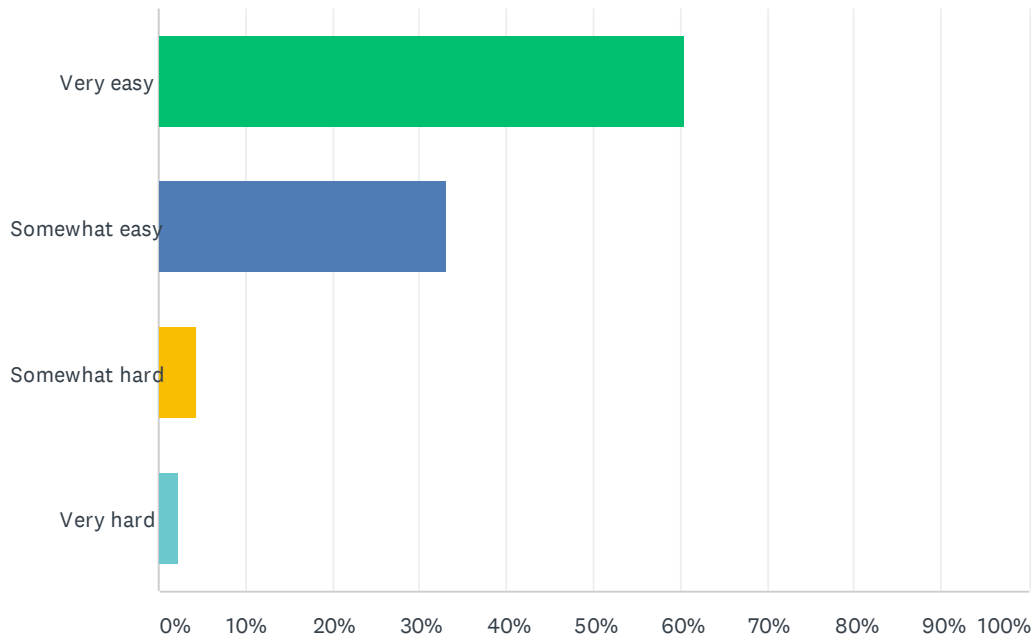
Answered: 270 Skipped: 0



ANSWER CHOICES	RESPONSES	
Much better	58.15%	157
Somewhat better	27.41%	74
About the same	6.67%	18
Somewhat worse	3.33%	9
Much worse	3.33%	9
Not applicable	1.11%	3
TOTAL		270

Q14 How easy or hard has it been for your child to find their class links, such as ClassLink, Canvas, Seesaw or Zoom?

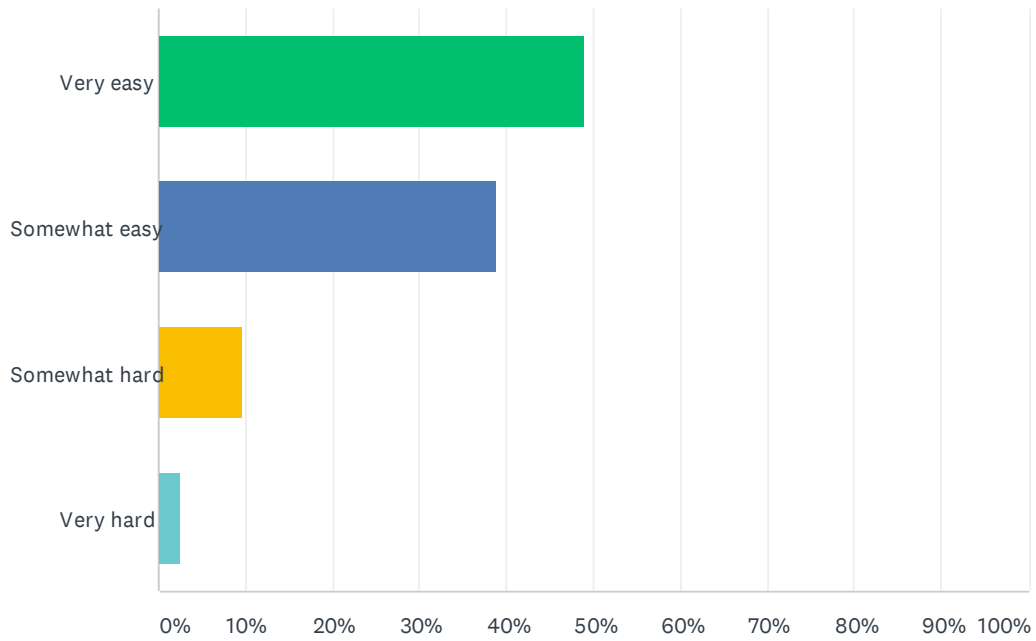
Answered: 270 Skipped: 0



ANSWER CHOICES	RESPONSES	
Very easy	60.37%	163
Somewhat easy	32.96%	89
Somewhat hard	4.44%	12
Very hard	2.22%	6
TOTAL		270

Q15 How easy or hard has it been for your child to find their class assignments?

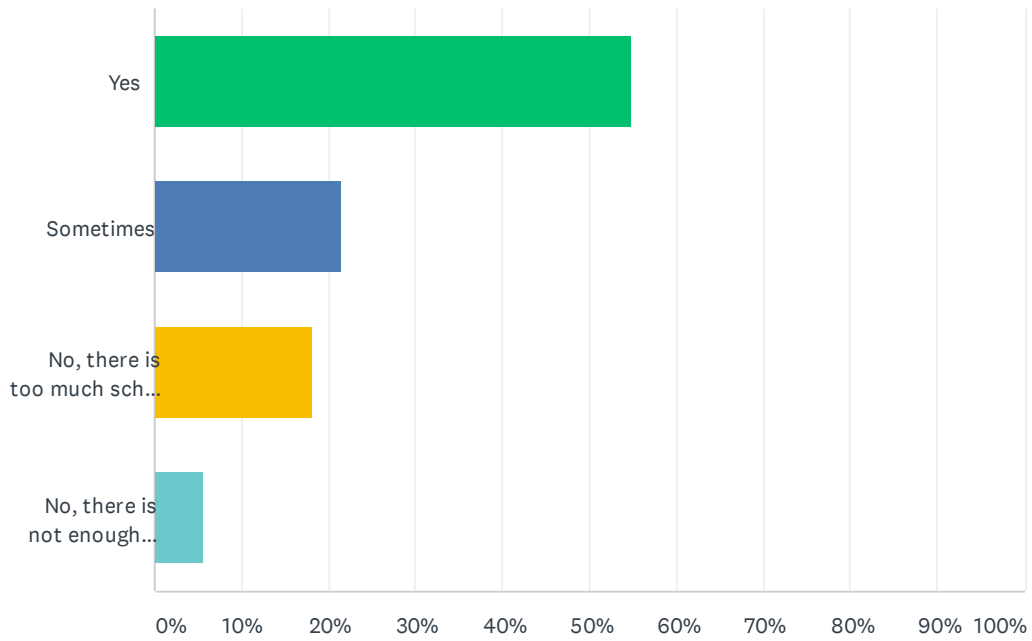
Answered: 270 Skipped: 0



ANSWER CHOICES	RESPONSES	
Very easy	48.89%	132
Somewhat easy	38.89%	105
Somewhat hard	9.63%	26
Very hard	2.59%	7
TOTAL		270

Q16 Do you feel your child has an appropriate level of school work in the current remote learning model?

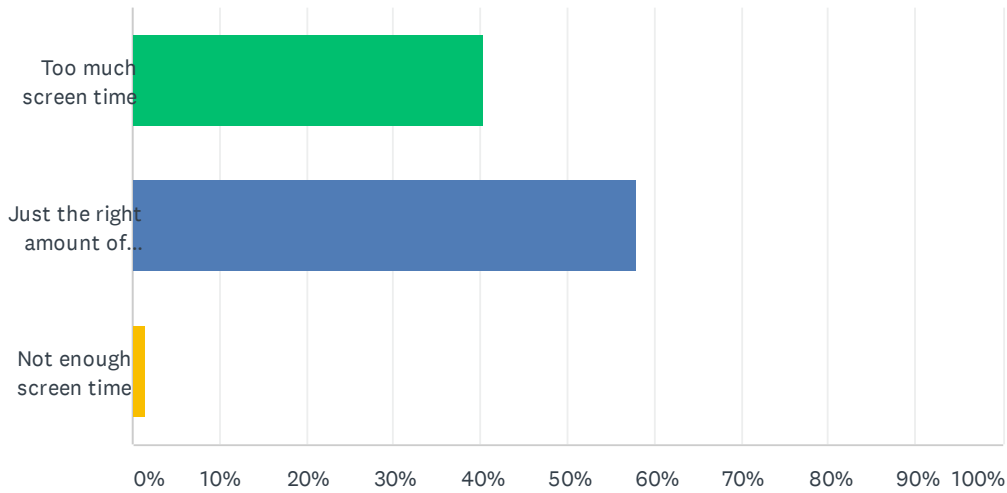
Answered: 270 Skipped: 0



ANSWER CHOICES	RESPONSES	
Yes	54.81%	148
Sometimes	21.48%	58
No, there is too much school work	18.15%	49
No, there is not enough school work	5.56%	15
TOTAL		270

Q17 My child's remote learning schedule requires:

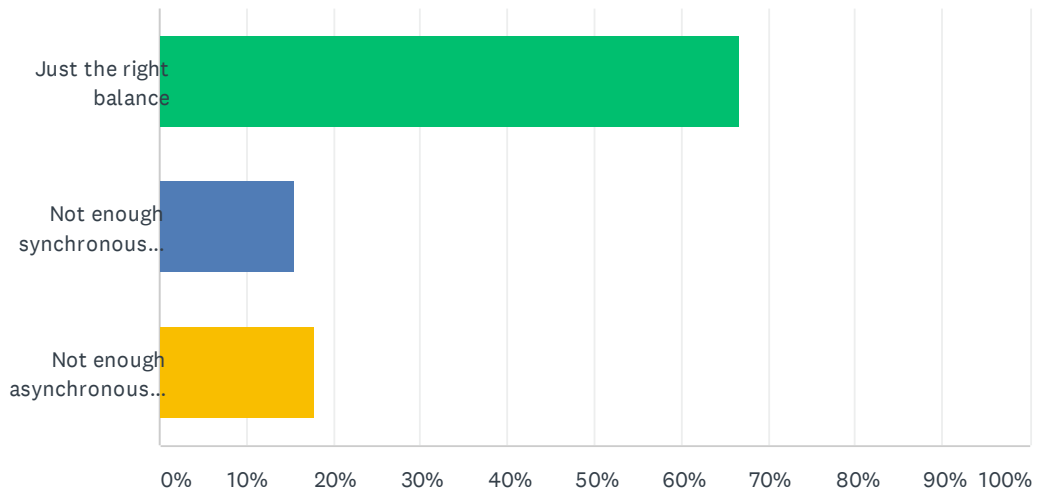
Answered: 267 Skipped: 3



ANSWER CHOICES	RESPONSES	
Too much screen time	40.45%	108
Just the right amount of screen time	58.05%	155
Not enough screen time	1.50%	4
TOTAL		267

Q18 I feel my child’s mix of synchronous (teacher-led) and asynchronous (teacher-directed) time is:

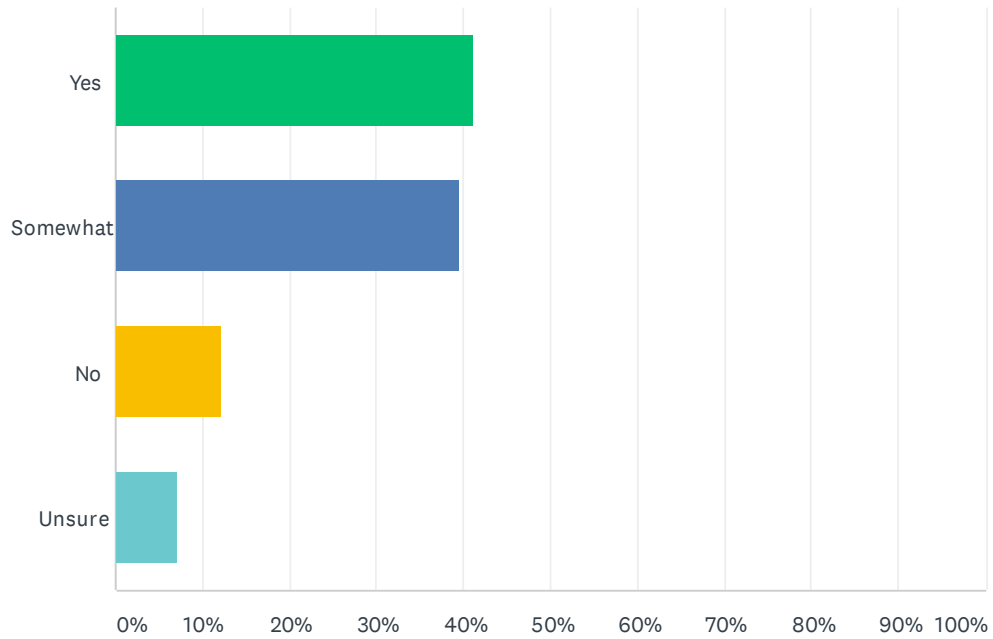
Answered: 265 Skipped: 5



ANSWER CHOICES	RESPONSES	
Just the right balance	66.79%	177
Not enough synchronous time	15.47%	41
Not enough asynchronous time	17.74%	47
TOTAL		265

Q19 I feel my child is progressing in their learning:

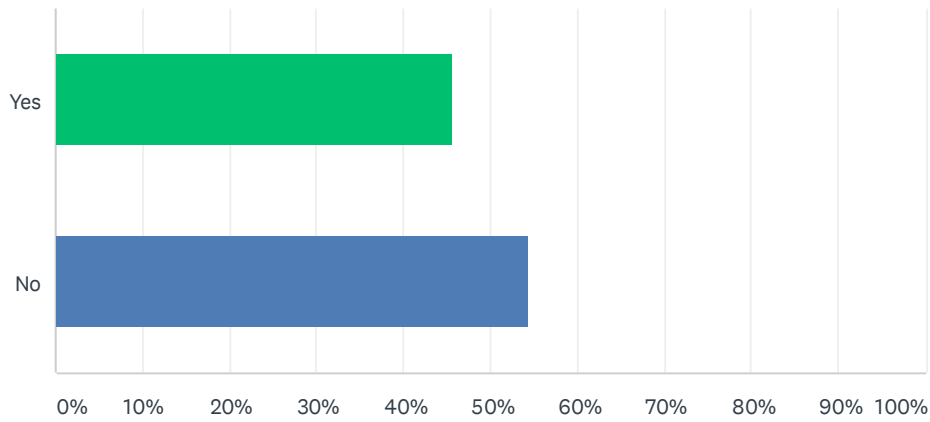
Answered: 270 Skipped: 0



ANSWER CHOICES	RESPONSES	
Yes	41.11%	111
Somewhat	39.63%	107
No	12.22%	33
Unsure	7.04%	19
TOTAL		270

Q20 Have you experienced any technology issues that have prevented your child from accessing their class or learning tools for a period of time?

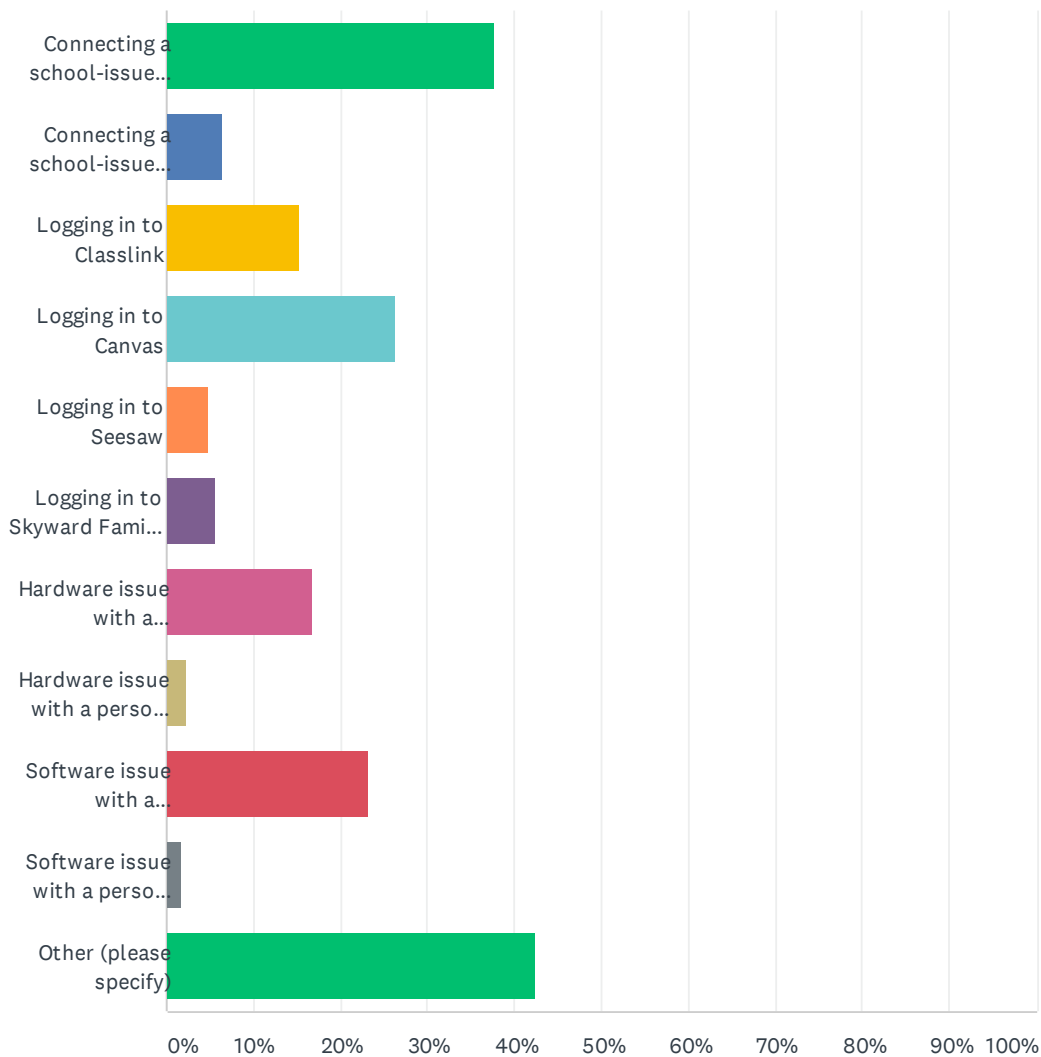
Answered: 270 Skipped: 0



ANSWER CHOICES	RESPONSES	
Yes	45.56%	123
No	54.44%	147
TOTAL		270

Q21 If you answered YES to the previous question, please indicate the type/s of technology issues you or your child has experienced: (select all that apply)

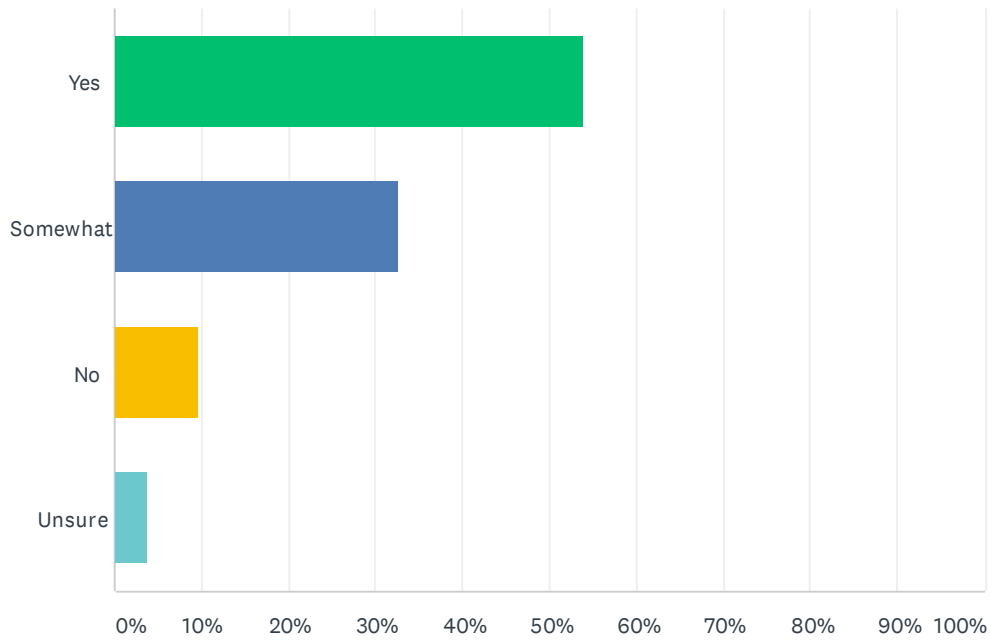
Answered: 125 Skipped: 145



ANSWER CHOICES	RESPONSES	
Connecting a school-issued Chromebook/iPad to home internet	37.60%	47
Connecting a school-issued Chromebook/iPad to a school-issued wifi hotspot	6.40%	8
Logging in to Classlink	15.20%	19
Logging in to Canvas	26.40%	33
Logging in to Seesaw	4.80%	6
Logging in to Skyward Family Access	5.60%	7
Hardware issue with a school-issued Chromebook/iPad	16.80%	21
Hardware issue with a personal computer/device owned by the student or family	2.40%	3
Software issue with a school-issued Chromebook/iPad	23.20%	29
Software issue with a personal computer/device owned by the student or family	1.60%	2
Other (please specify)	42.40%	53
Total Respondents: 125		

Q22 As a parent/guardian, I am provided enough information to support my child with remote learning:

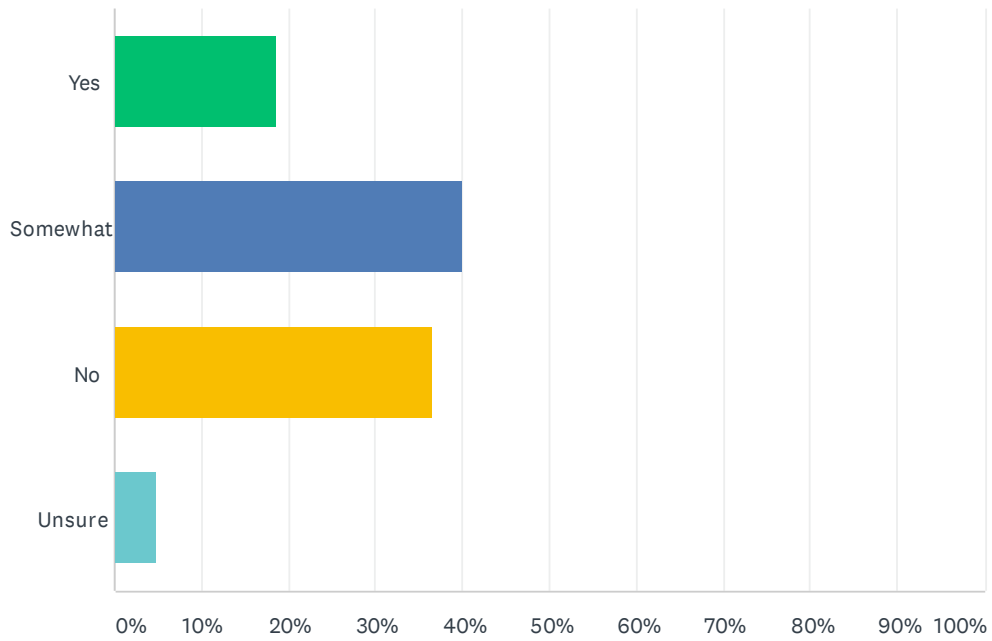
Answered: 269 Skipped: 1



ANSWER CHOICES	RESPONSES	
Yes	53.90%	145
Somewhat	32.71%	88
No	9.67%	26
Unsure	3.72%	10
TOTAL		269

Q23 Do you feel your child’s social and emotional needs are being supported by their school during this period of remote learning?

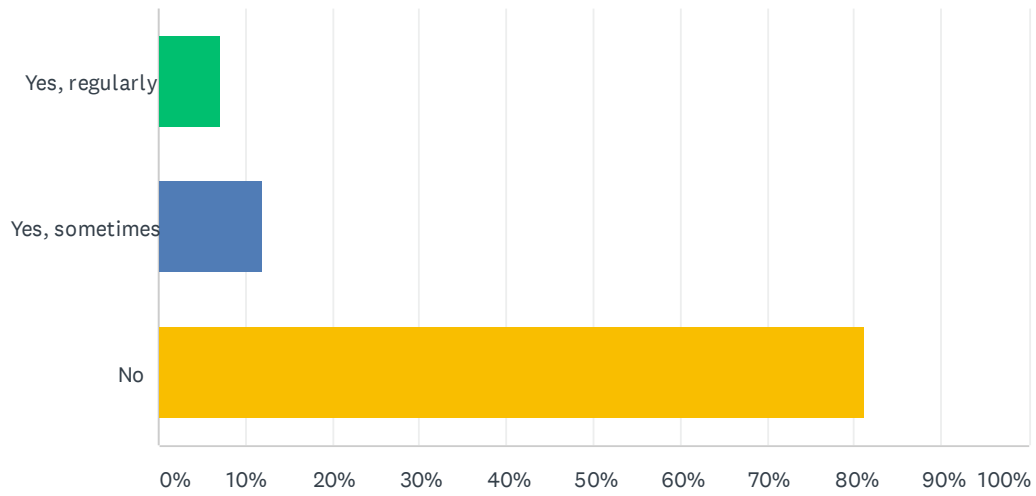
Answered: 270 Skipped: 0



ANSWER CHOICES	RESPONSES	
Yes	18.52%	50
Somewhat	40.00%	108
No	36.67%	99
Unsure	4.81%	13
TOTAL		270

Q24 Has your family accessed school meals during remote learning this fall?

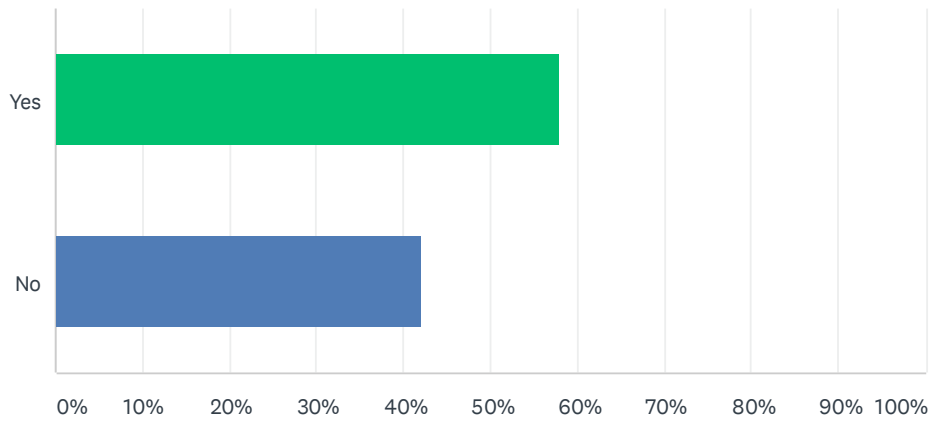
Answered: 270 Skipped: 0



ANSWER CHOICES	RESPONSES
Yes, regularly	7.04% 19
Yes, sometimes	11.85% 32
No	81.11% 219
TOTAL	270

Q25 Did you attend or watch a recording of one of our Family Academy webinars at the beginning of the school year?

Answered: 269 Skipped: 1



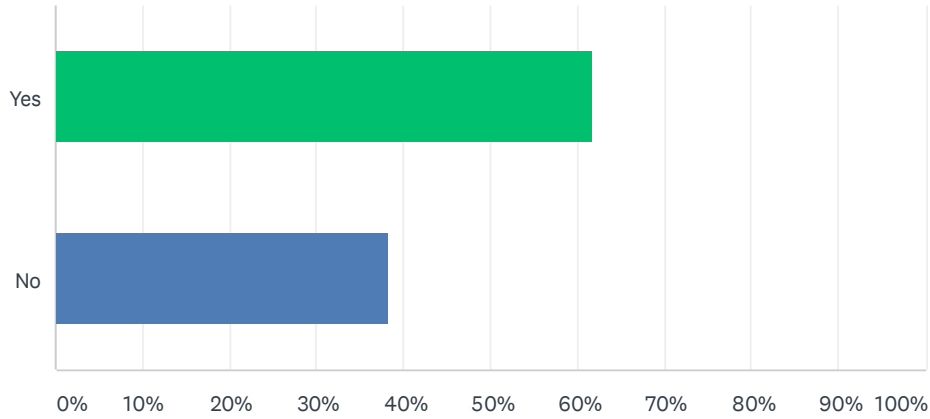
ANSWER CHOICES	RESPONSES	
Yes	57.99%	156
No	42.01%	113
TOTAL		269

Q26 If there is a topic you would like to see covered at a future Family Academy, please include it here.

Answered: 40 Skipped: 230

Q27 Have you accessed the Remote Learning Resources webpage on your school or district website?

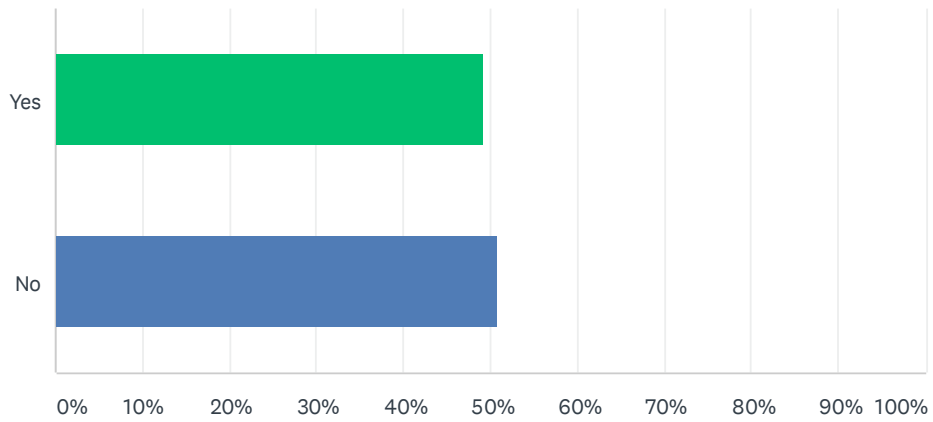
Answered: 269 Skipped: 1



ANSWER CHOICES	RESPONSES	
Yes	61.71%	166
No	38.29%	103
TOTAL		269

Q28 Have you contacted your school regarding any needs your family may have?

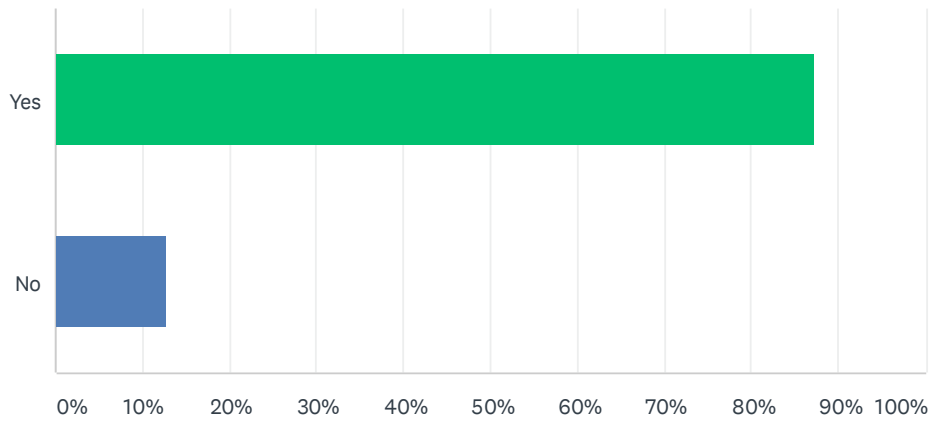
Answered: 267 Skipped: 3



ANSWER CHOICES	RESPONSES	
Yes	49.06%	131
No	50.94%	136
TOTAL		267

Q29 Do you know who to contact at your school if you need resources or support?

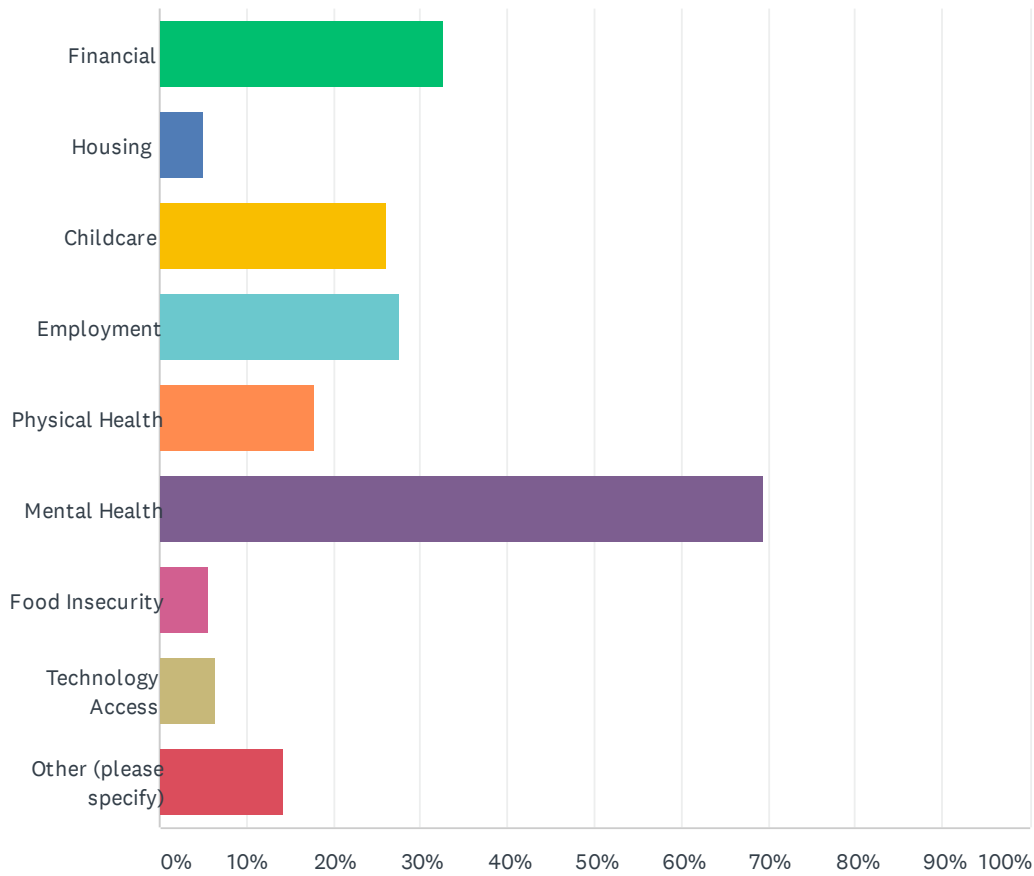
Answered: 268 Skipped: 2



ANSWER CHOICES	RESPONSES	
Yes	87.31%	234
No	12.69%	34
TOTAL		268

Q30 If your family is currently experiencing hardship due to the COVID-19 pandemic, what are those challenges? (select all that apply)

Answered: 141 Skipped: 129



ANSWER CHOICES	RESPONSES	
Financial	32.62%	46
Housing	4.96%	7
Childcare	26.24%	37
Employment	27.66%	39
Physical Health	17.73%	25
Mental Health	69.50%	98
Food Insecurity	5.67%	8
Technology Access	6.38%	9
Other (please specify)	14.18%	20
Total Respondents: 141		