


Q1 Please select your child's grade level:

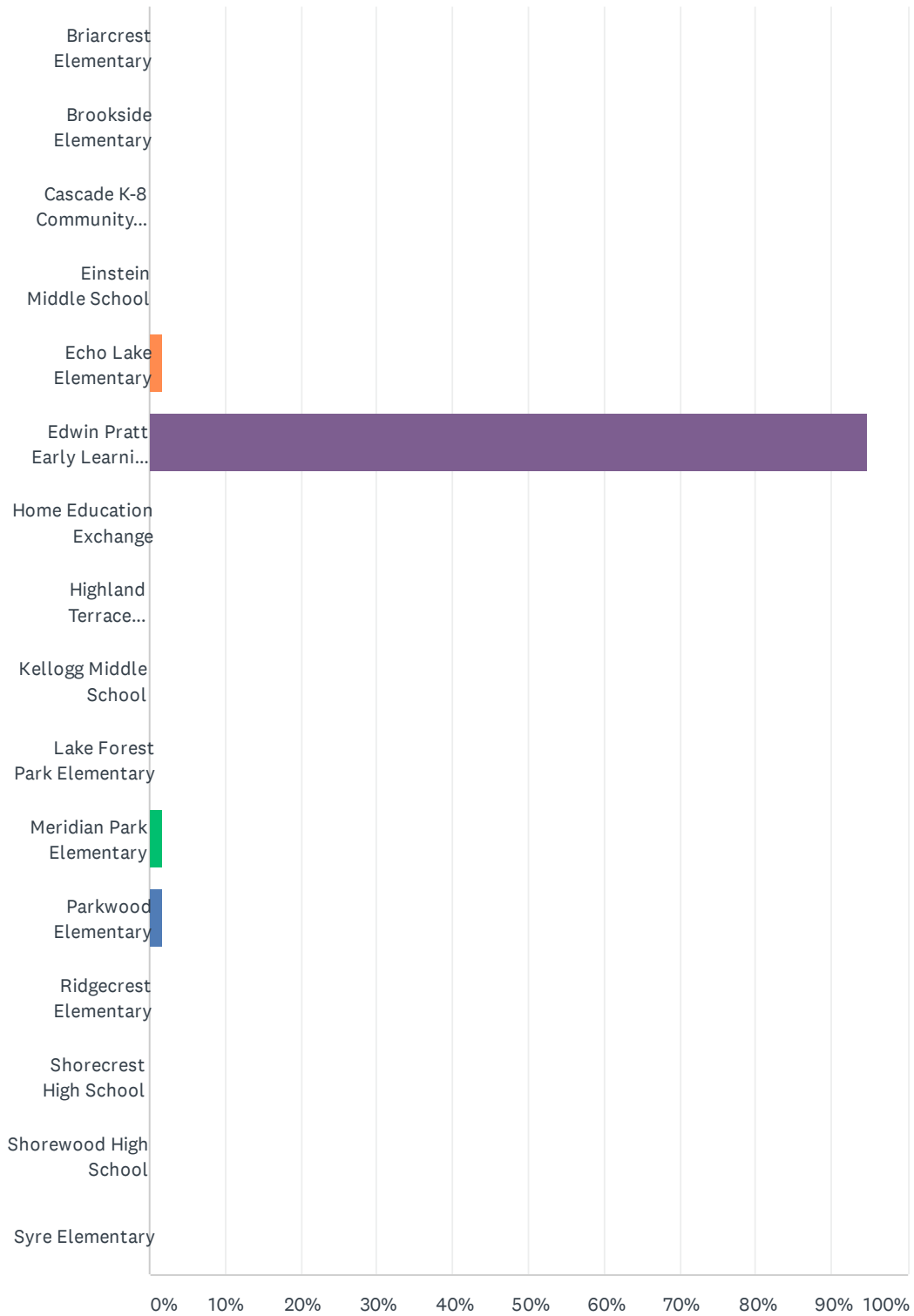
Answered: 57 Skipped: 0



ANSWER CHOICES	RESPONSES	
Preschool	100.00%	57
K	0.00%	0
1	0.00%	0
2	0.00%	0
3	0.00%	0
4	0.00%	0
5	0.00%	0
6	0.00%	0
7	0.00%	0
8	0.00%	0
9	0.00%	0
10	0.00%	0
11	0.00%	0
12	0.00%	0
TOTAL		57

Q2 Which school does your child attend?

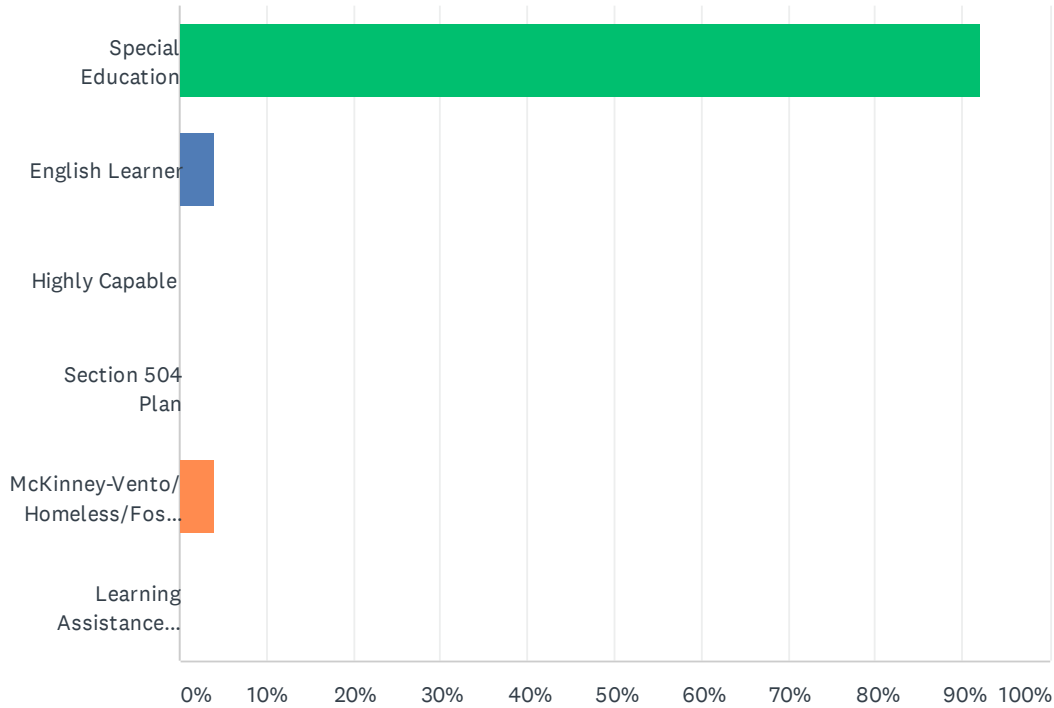
Answered: 57 Skipped: 0



ANSWER CHOICES	RESPONSES	
Briarcrest Elementary	0.00%	0
Brookside Elementary	0.00%	0
Cascade K-8 Community School	0.00%	0
Einstein Middle School	0.00%	0
Echo Lake Elementary	1.75%	1
Edwin Pratt Early Learning Center	94.74%	54
Home Education Exchange	0.00%	0
Highland Terrace Elementary	0.00%	0
Kellogg Middle School	0.00%	0
Lake Forest Park Elementary	0.00%	0
Meridian Park Elementary	1.75%	1
Parkwood Elementary	1.75%	1
Ridgecrest Elementary	0.00%	0
Shorecrest High School	0.00%	0
Shorewood High School	0.00%	0
Syre Elementary	0.00%	0
TOTAL		57

Q3 If your child is in a special program, please select all that apply.

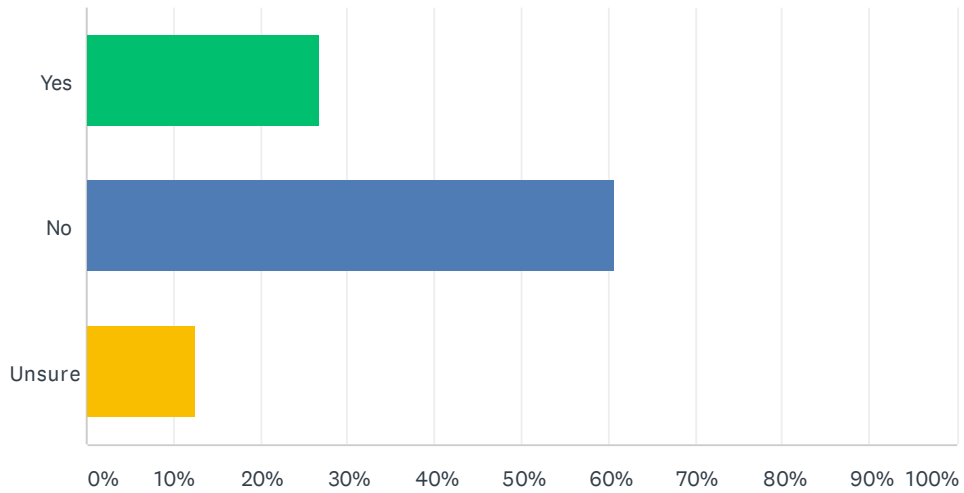
Answered: 25 Skipped: 32



ANSWER CHOICES	RESPONSES	
Special Education	92.00%	23
English Learner	4.00%	1
Highly Capable	0.00%	0
Section 504 Plan	0.00%	0
McKinney-Vento/Homeless/Foster Care	4.00%	1
Learning Assistance Program/Title I	0.00%	0
Total Respondents: 25		

Q4 Does your child qualify for free or reduced-price school meals?

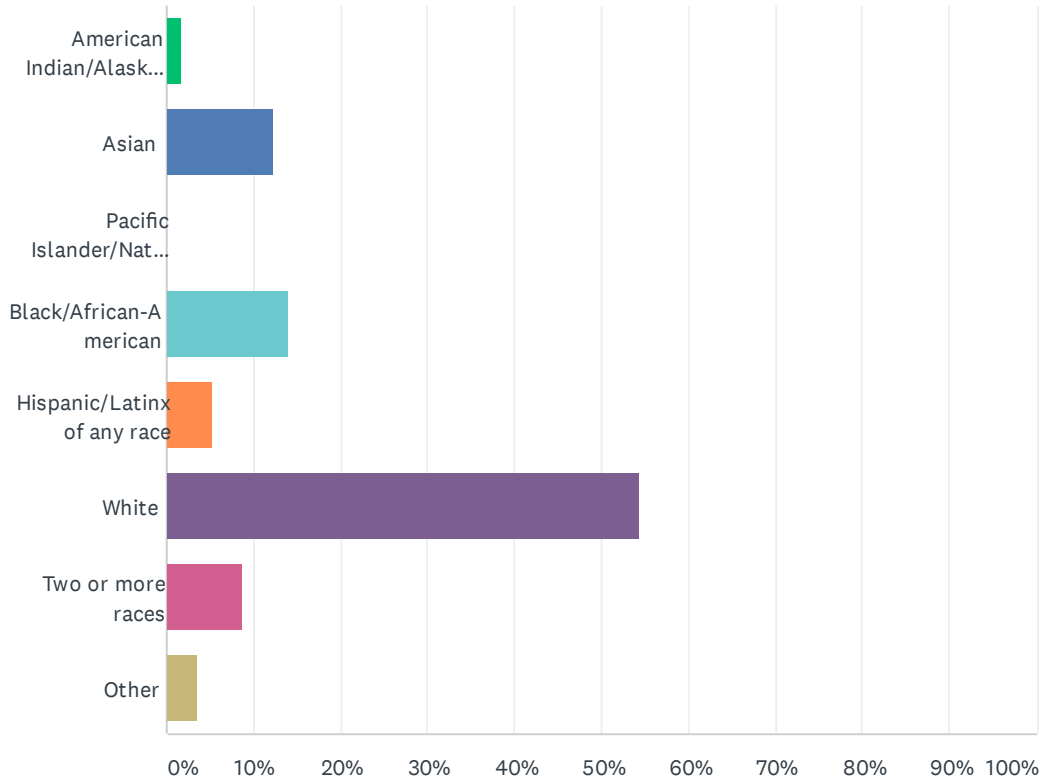
Answered: 56 Skipped: 1



ANSWER CHOICES	RESPONSES	
Yes	26.79%	15
No	60.71%	34
Unsure	12.50%	7
TOTAL		56

Q5 What is your race/ethnic origin?

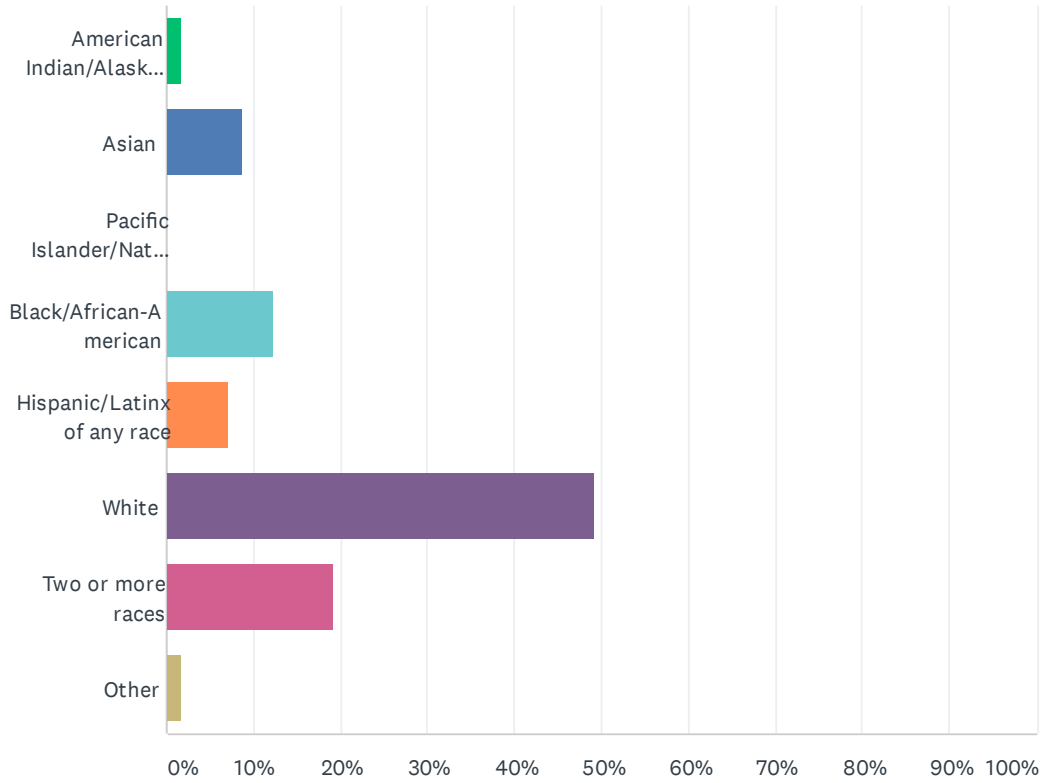
Answered: 57 Skipped: 0



ANSWER CHOICES	RESPONSES
American Indian/Alaskan Native	1.75% 1
Asian	12.28% 7
Pacific Islander/Native Hawaiian	0.00% 0
Black/African-American	14.04% 8
Hispanic/Latinx of any race	5.26% 3
White	54.39% 31
Two or more races	8.77% 5
Other	3.51% 2
TOTAL	57

Q6 What is your child's race/ethnic origin?

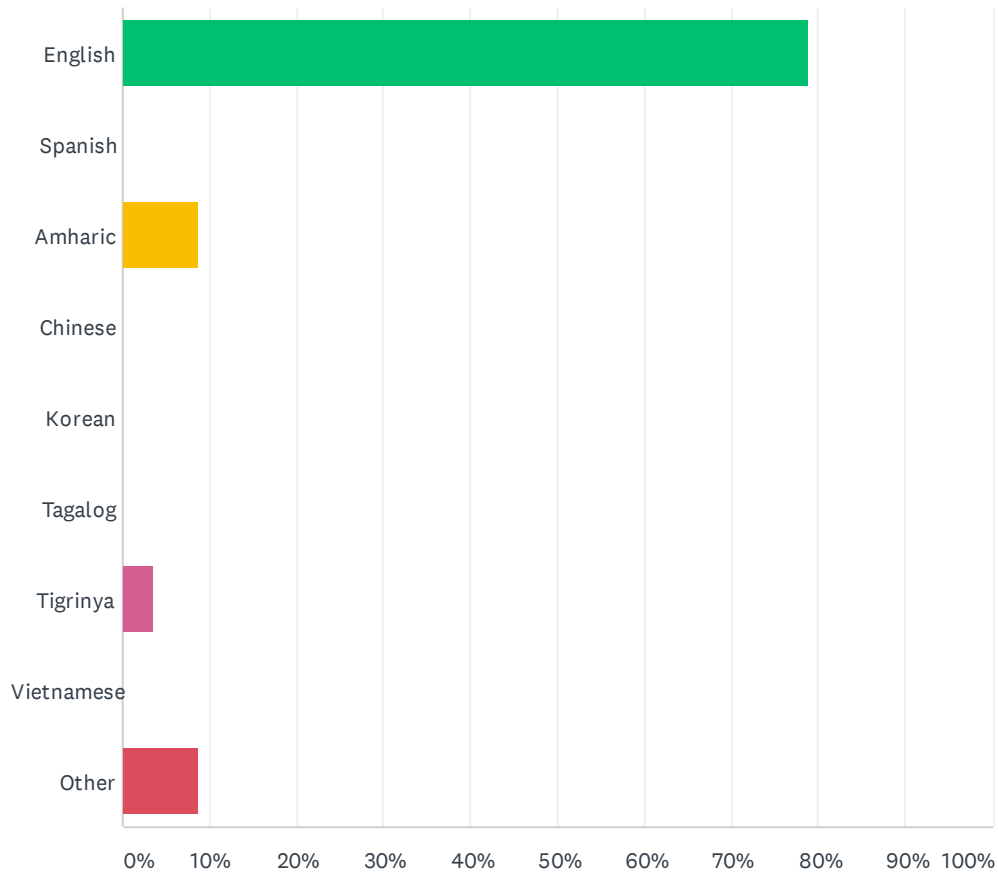
Answered: 57 Skipped: 0



ANSWER CHOICES	RESPONSES
American Indian/Alaskan Native	1.75% 1
Asian	8.77% 5
Pacific Islander/Native Hawaiian	0.00% 0
Black/African-American	12.28% 7
Hispanic/Latinx of any race	7.02% 4
White	49.12% 28
Two or more races	19.30% 11
Other	1.75% 1
TOTAL	57

Q7 What is your primary home language?

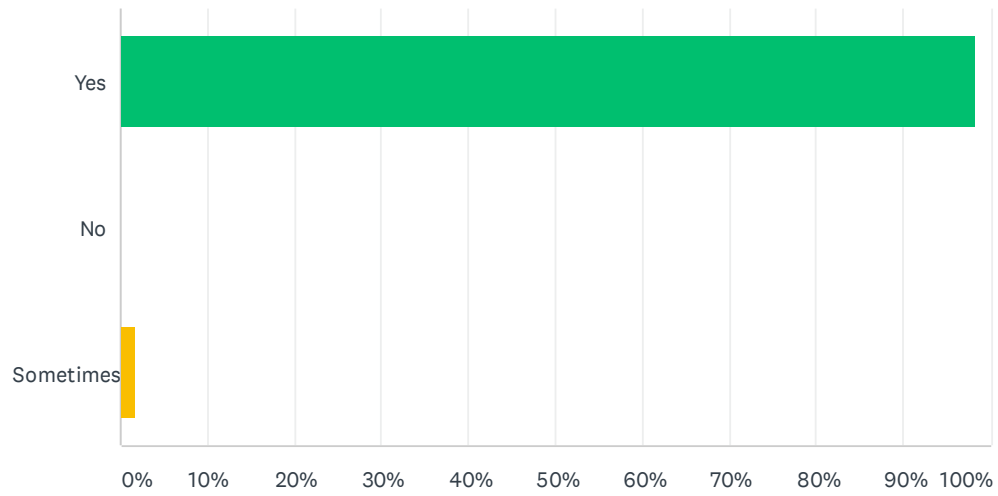
Answered: 57 Skipped: 0



ANSWER CHOICES	RESPONSES	
English	78.95%	45
Spanish	0.00%	0
Amharic	8.77%	5
Chinese	0.00%	0
Korean	0.00%	0
Tagalog	0.00%	0
Tigrinya	3.51%	2
Vietnamese	0.00%	0
Other	8.77%	5
TOTAL		57

Q8 Do you receive information from your child’s school and the school district in a language you understand?

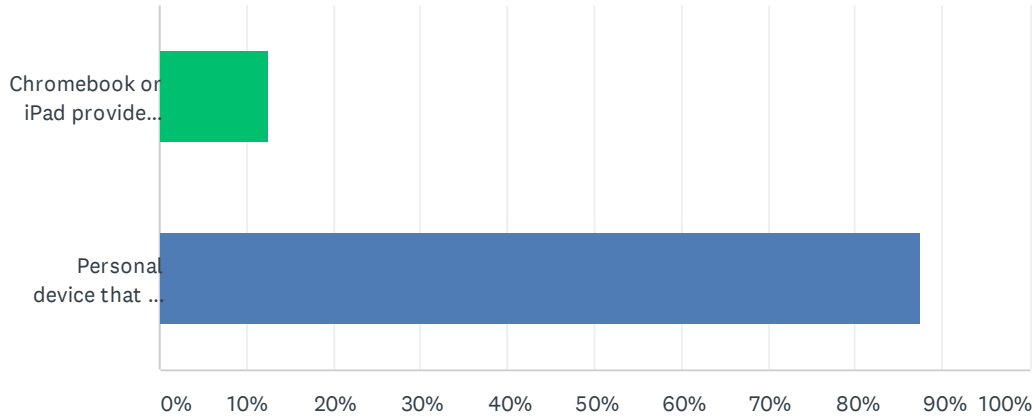
Answered: 57 Skipped: 0



ANSWER CHOICES	RESPONSES	
Yes	98.25%	56
No	0.00%	0
Sometimes	1.75%	1
TOTAL		57

Q9 Is your child using a school-issued or personal Chromebook or iPad for remote learning?

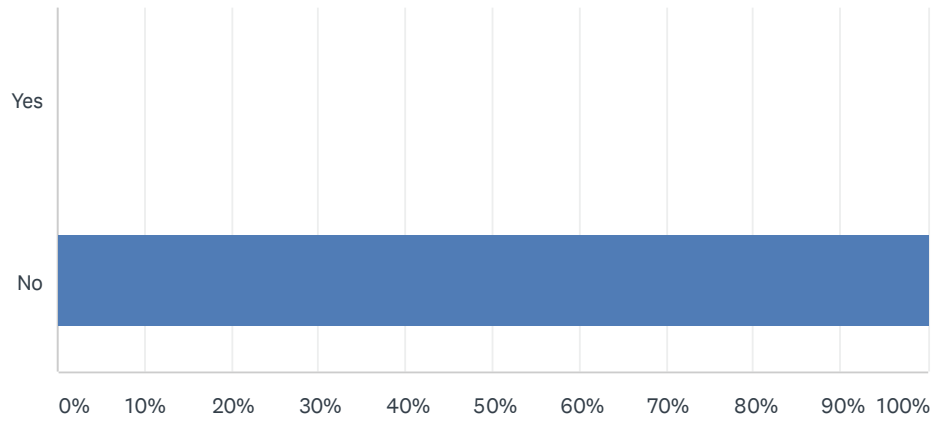
Answered: 56 Skipped: 1



ANSWER CHOICES	RESPONSES	
Chromebook or iPad provided by their school/district	12.50%	7
Personal device that we own	87.50%	49
TOTAL		56

Q10 Did you check out a WiFi hotspot from your school or district?

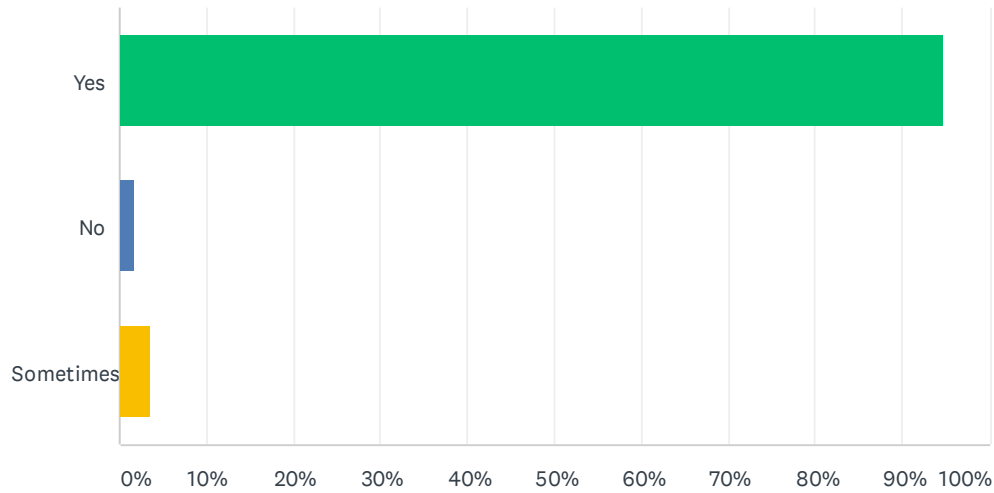
Answered: 57 Skipped: 0



ANSWER CHOICES	RESPONSES	
Yes	0.00%	0
No	100.00%	57
TOTAL		57

Q11 Is your child currently able to access the internet for remote learning?

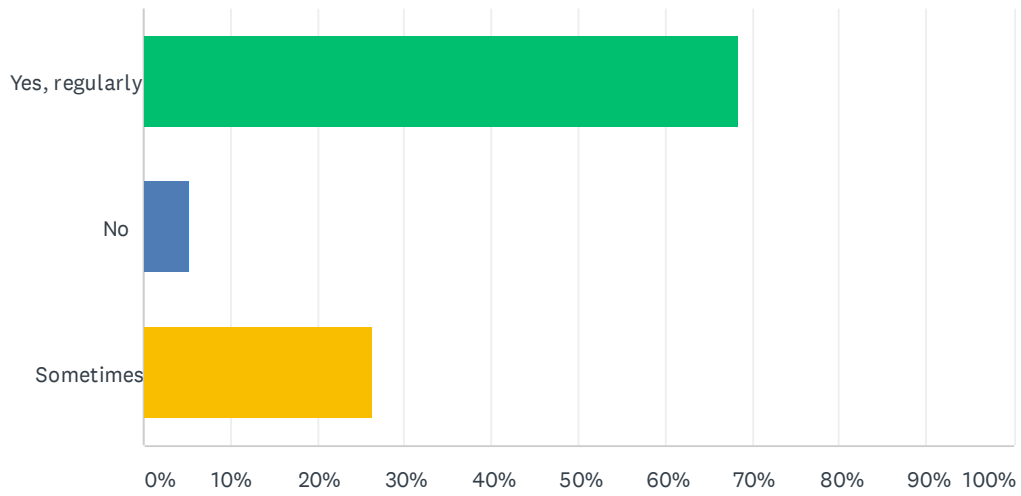
Answered: 57 Skipped: 0



ANSWER CHOICES	RESPONSES	
Yes	94.74%	54
No	1.75%	1
Sometimes	3.51%	2
TOTAL		57

Q12 Do you use the parent/guardian Canvas or Seesaw app or website to monitor/support your child’s schoolwork?

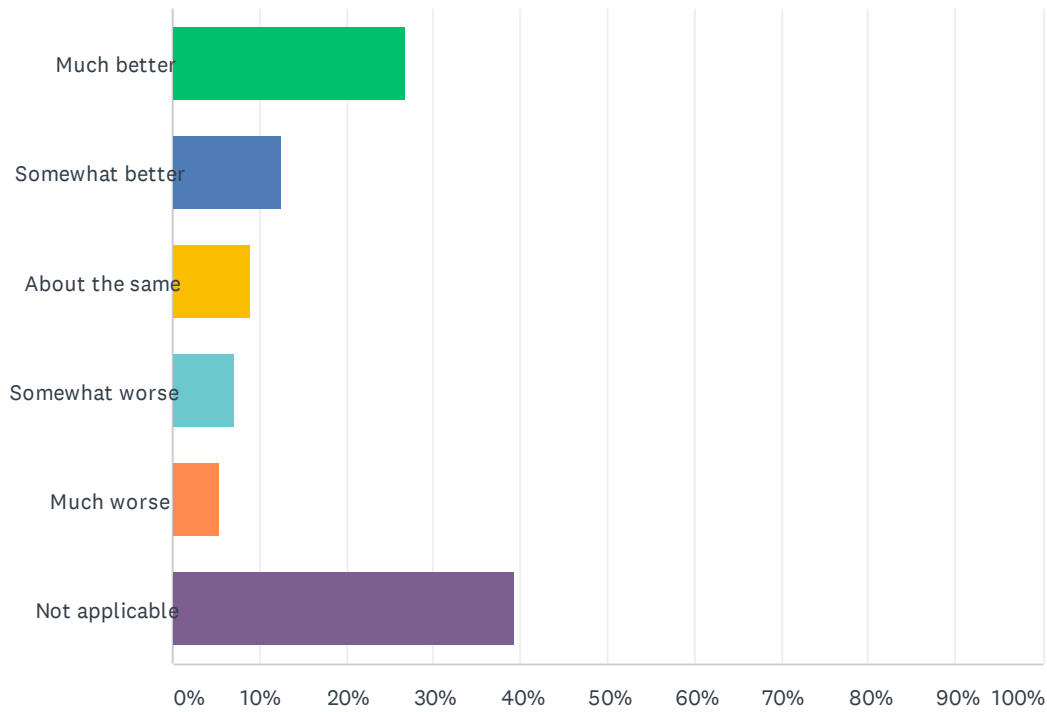
Answered: 57 Skipped: 0



ANSWER CHOICES	RESPONSES
Yes, regularly	68.42% 39
No	5.26% 3
Sometimes	26.32% 15
TOTAL	57

Q13 Compared to your child’s remote learning experience in the spring, your child’s learning experience this fall has been:

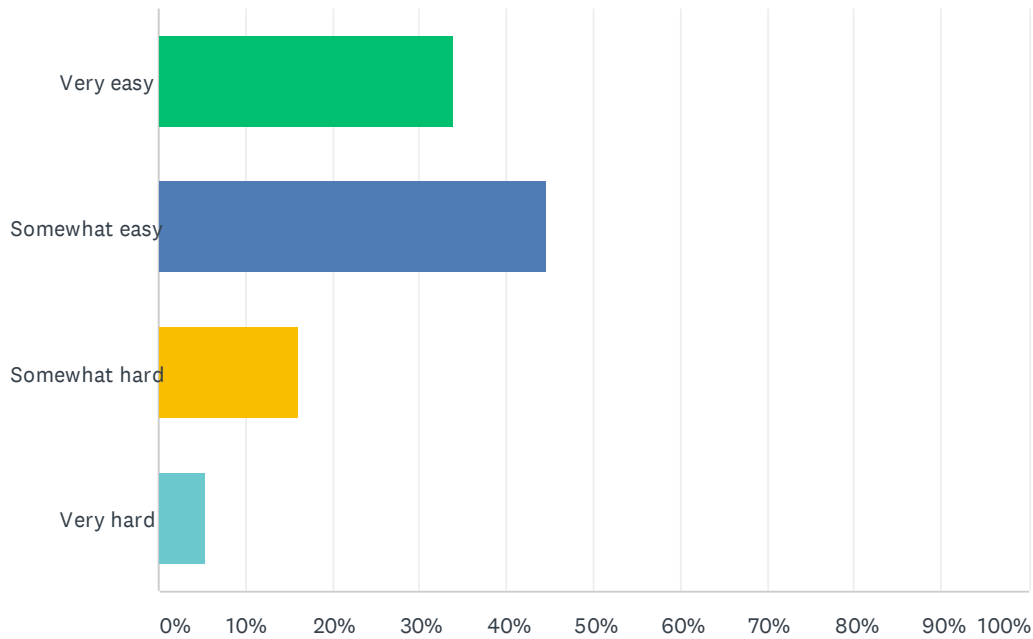
Answered: 56 Skipped: 1



ANSWER CHOICES	RESPONSES	
Much better	26.79%	15
Somewhat better	12.50%	7
About the same	8.93%	5
Somewhat worse	7.14%	4
Much worse	5.36%	3
Not applicable	39.29%	22
TOTAL		56

Q14 How easy or hard has it been for your child to find their class links, such as ClassLink, Canvas, Seesaw or Zoom?

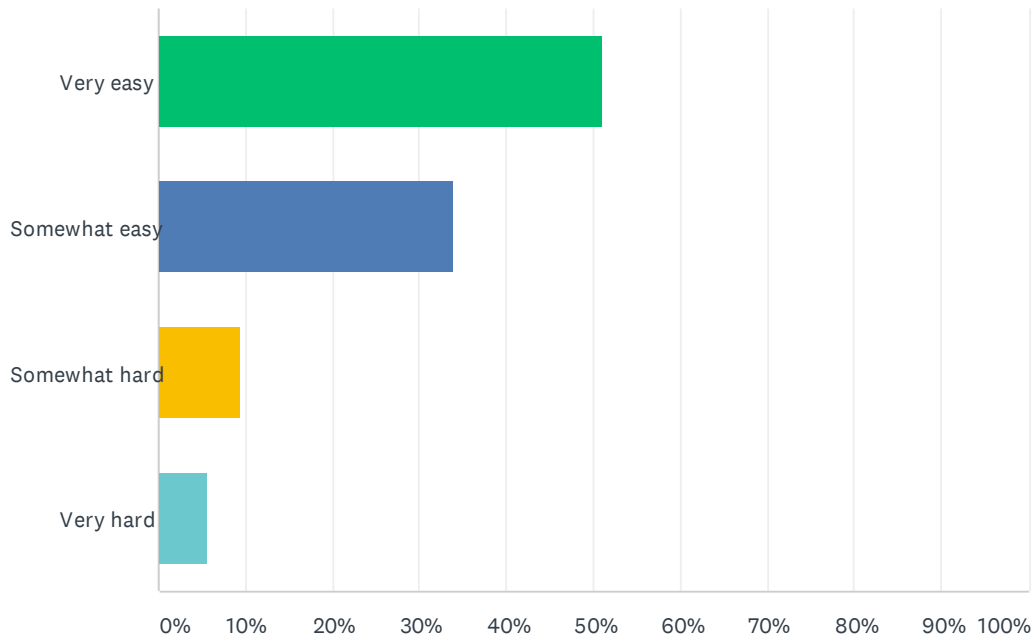
Answered: 56 Skipped: 1



ANSWER CHOICES	RESPONSES	
Very easy	33.93%	19
Somewhat easy	44.64%	25
Somewhat hard	16.07%	9
Very hard	5.36%	3
TOTAL		56

Q15 How easy or hard has it been for your child to find their class assignments?

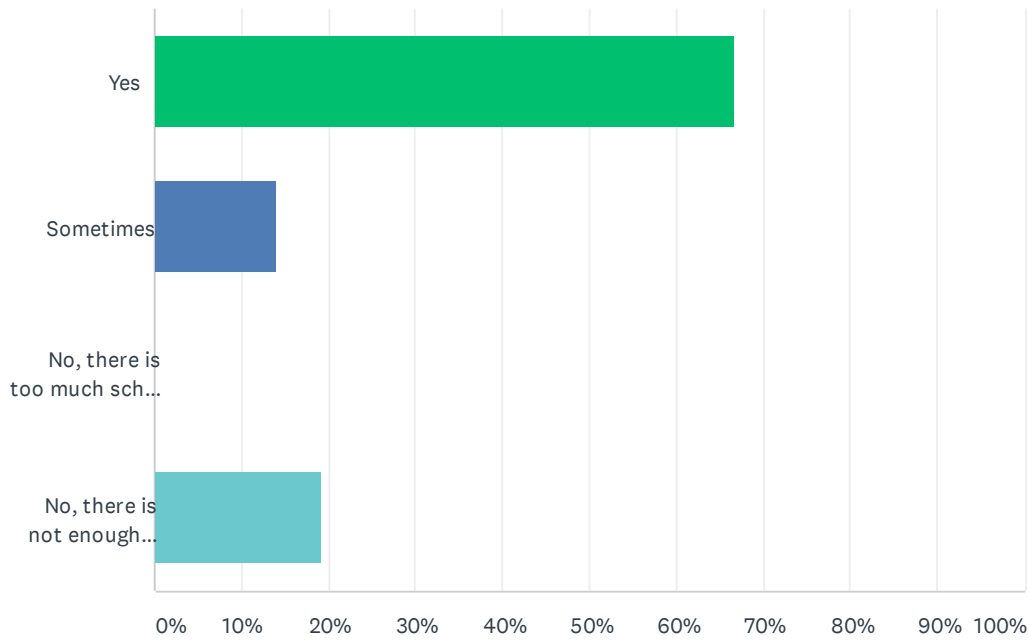
Answered: 53 Skipped: 4



ANSWER CHOICES	RESPONSES	
Very easy	50.94%	27
Somewhat easy	33.96%	18
Somewhat hard	9.43%	5
Very hard	5.66%	3
TOTAL		53

Q16 Do you feel your child has an appropriate level of school work in the current remote learning model?

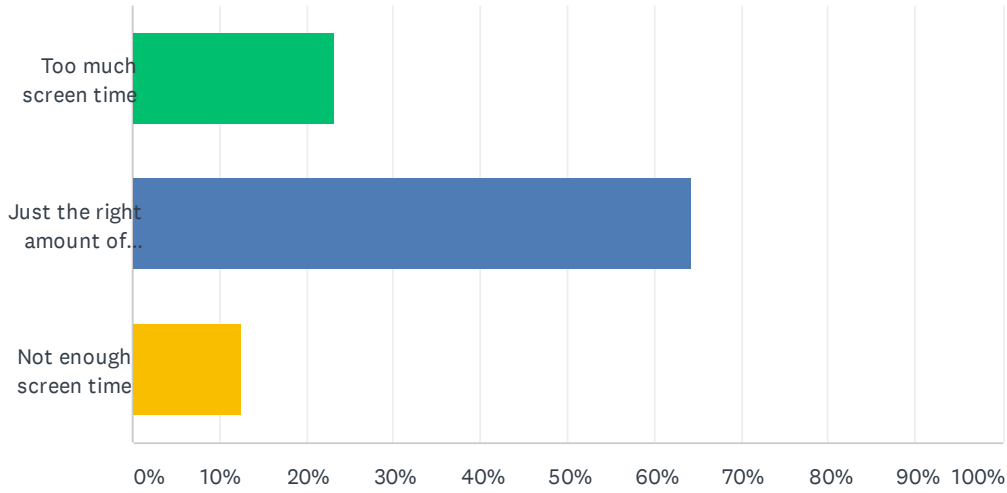
Answered: 57 Skipped: 0



ANSWER CHOICES	RESPONSES	
Yes	66.67%	38
Sometimes	14.04%	8
No, there is too much school work	0.00%	0
No, there is not enough school work	19.30%	11
TOTAL		57

Q17 My child's remote learning schedule requires:

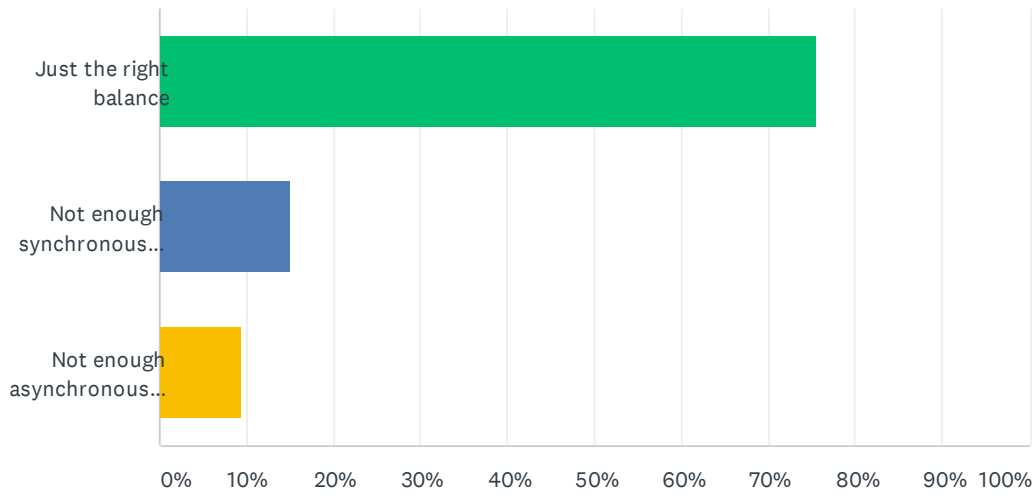
Answered: 56 Skipped: 1



ANSWER CHOICES	RESPONSES	
Too much screen time	23.21%	13
Just the right amount of screen time	64.29%	36
Not enough screen time	12.50%	7
TOTAL		56

Q18 I feel my child’s mix of synchronous (teacher-led) and asynchronous (teacher-directed) time is:

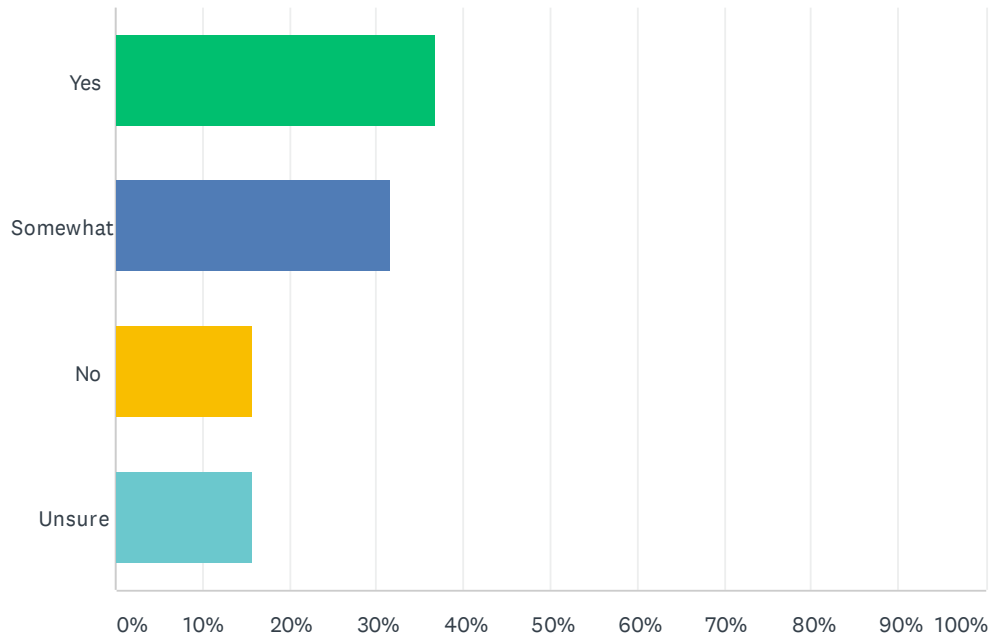
Answered: 53 Skipped: 4



ANSWER CHOICES	RESPONSES	
Just the right balance	75.47%	40
Not enough synchronous time	15.09%	8
Not enough asynchronous time	9.43%	5
TOTAL		53

Q19 I feel my child is progressing in their learning:

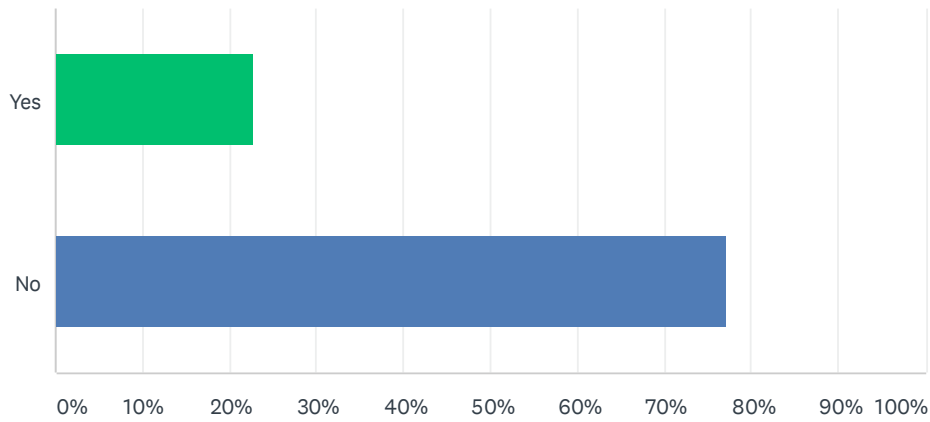
Answered: 57 Skipped: 0



ANSWER CHOICES	RESPONSES	
Yes	36.84%	21
Somewhat	31.58%	18
No	15.79%	9
Unsure	15.79%	9
TOTAL		57

Q20 Have you experienced any technology issues that have prevented your child from accessing their class or learning tools for a period of time?

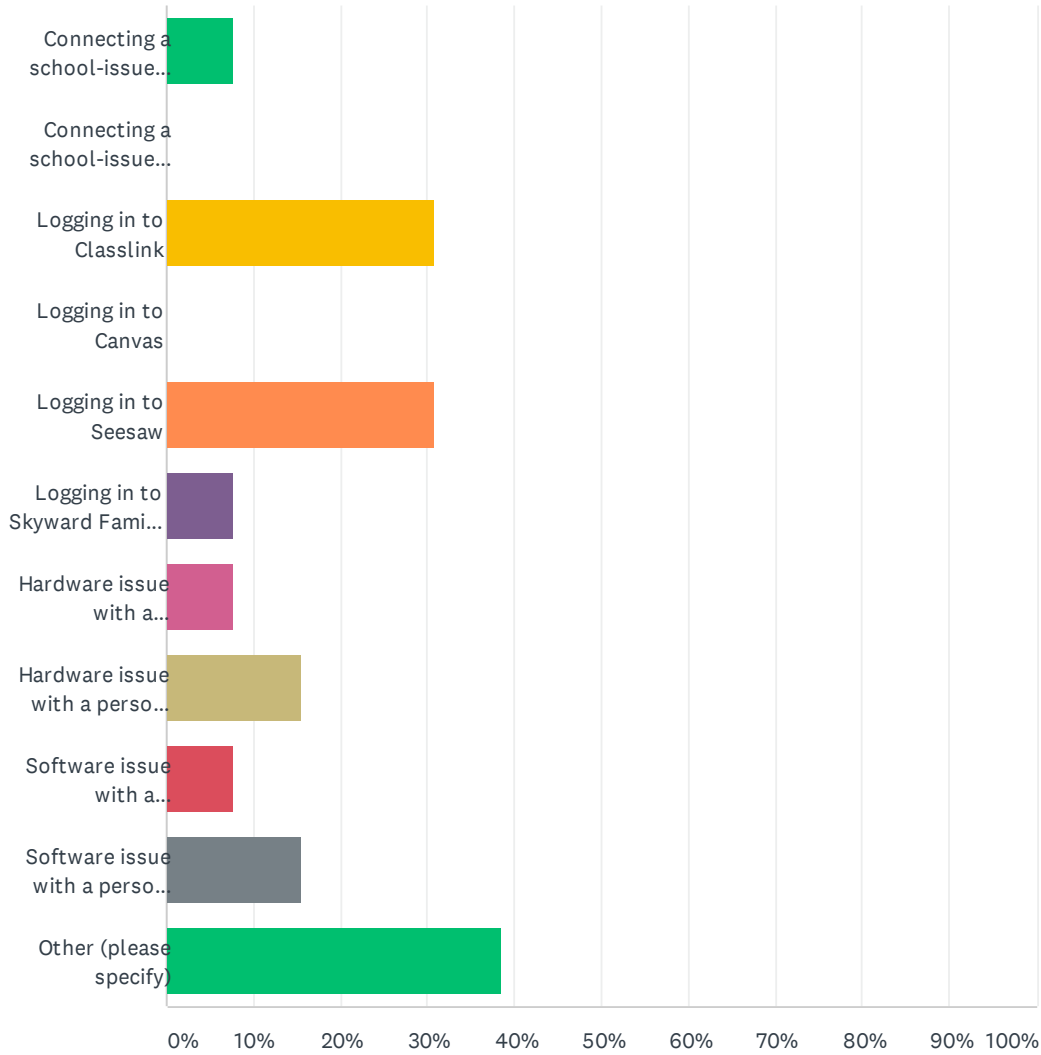
Answered: 57 Skipped: 0



ANSWER CHOICES	RESPONSES	
Yes	22.81%	13
No	77.19%	44
TOTAL		57

Q21 If you answered YES to the previous question, please indicate the type/s of technology issues you or your child has experienced: (select all that apply)

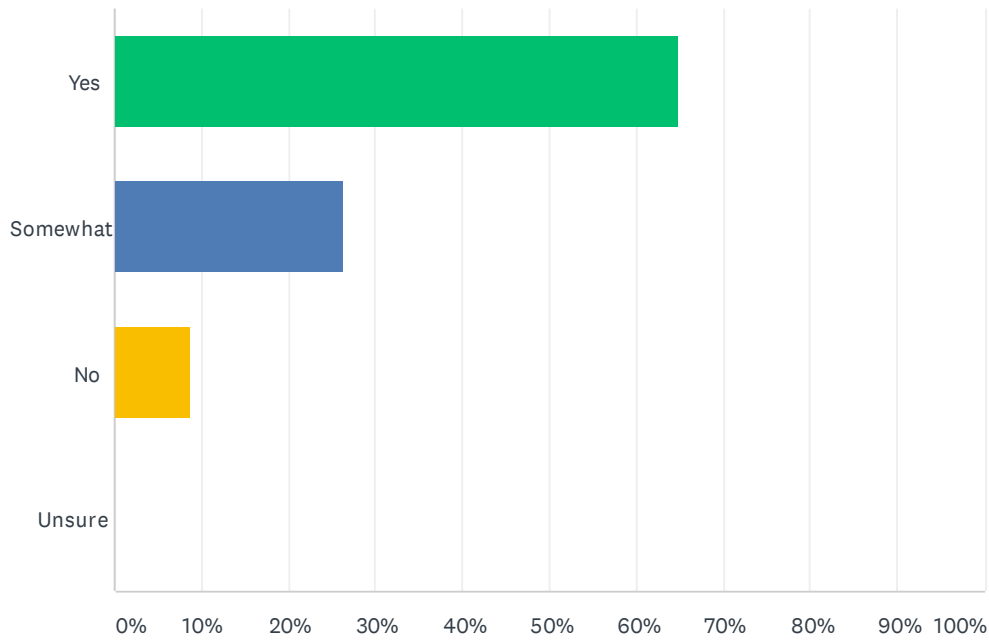
Answered: 13 Skipped: 44



ANSWER CHOICES	RESPONSES	
Connecting a school-issued Chromebook/iPad to home internet	7.69%	1
Connecting a school-issued Chromebook/iPad to a school-issued wifi hotspot	0.00%	0
Logging in to Classlink	30.77%	4
Logging in to Canvas	0.00%	0
Logging in to Seesaw	30.77%	4
Logging in to Skyward Family Access	7.69%	1
Hardware issue with a school-issued Chromebook/iPad	7.69%	1
Hardware issue with a personal computer/device owned by the student or family	15.38%	2
Software issue with a school-issued Chromebook/iPad	7.69%	1
Software issue with a personal computer/device owned by the student or family	15.38%	2
Other (please specify)	38.46%	5
Total Respondents: 13		

Q22 As a parent/guardian, I am provided enough information to support my child with remote learning:

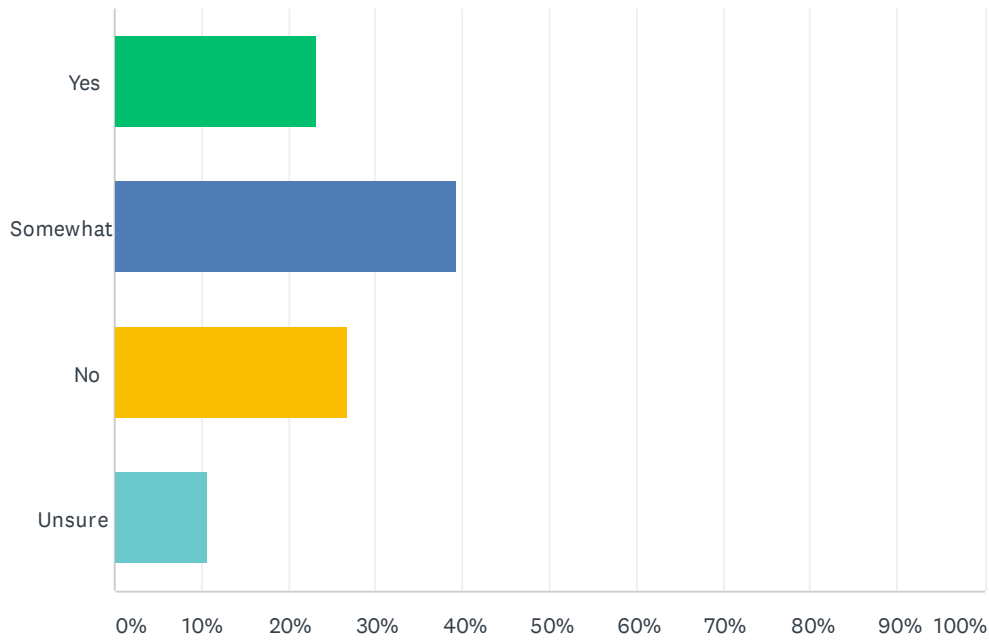
Answered: 57 Skipped: 0



ANSWER CHOICES	RESPONSES	
Yes	64.91%	37
Somewhat	26.32%	15
No	8.77%	5
Unsure	0.00%	0
TOTAL		57

Q23 Do you feel your child’s social and emotional needs are being supported by their school during this period of remote learning?

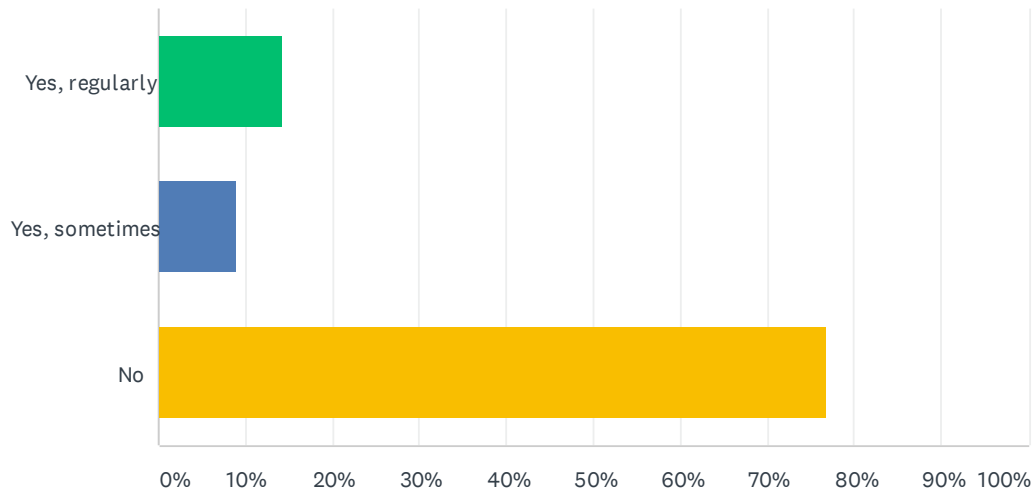
Answered: 56 Skipped: 1



ANSWER CHOICES	RESPONSES	
Yes	23.21%	13
Somewhat	39.29%	22
No	26.79%	15
Unsure	10.71%	6
TOTAL		56

Q24 Has your family accessed school meals during remote learning this fall?

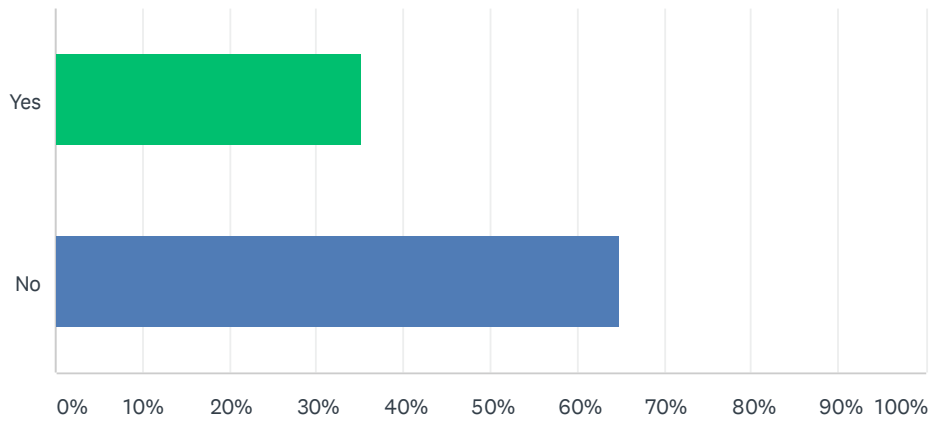
Answered: 56 Skipped: 1



ANSWER CHOICES	RESPONSES
Yes, regularly	14.29% 8
Yes, sometimes	8.93% 5
No	76.79% 43
TOTAL	56

Q25 Did you attend or watch a recording of one of our Family Academy webinars at the beginning of the school year?

Answered: 54 Skipped: 3



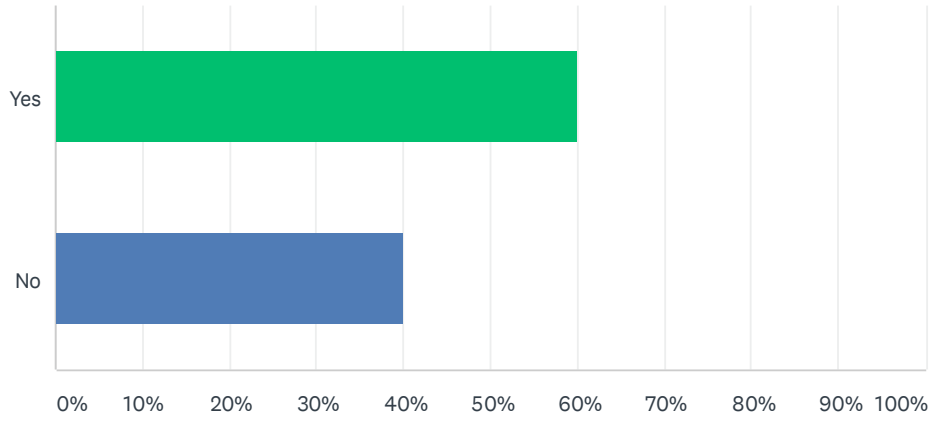
ANSWER CHOICES	RESPONSES
Yes	35.19% 19
No	64.81% 35
TOTAL	54

Q26 If there is a topic you would like to see covered at a future Family Academy, please include it here.

Answered: 3 Skipped: 54

Q27 Have you accessed the Remote Learning Resources webpage on your school or district website?

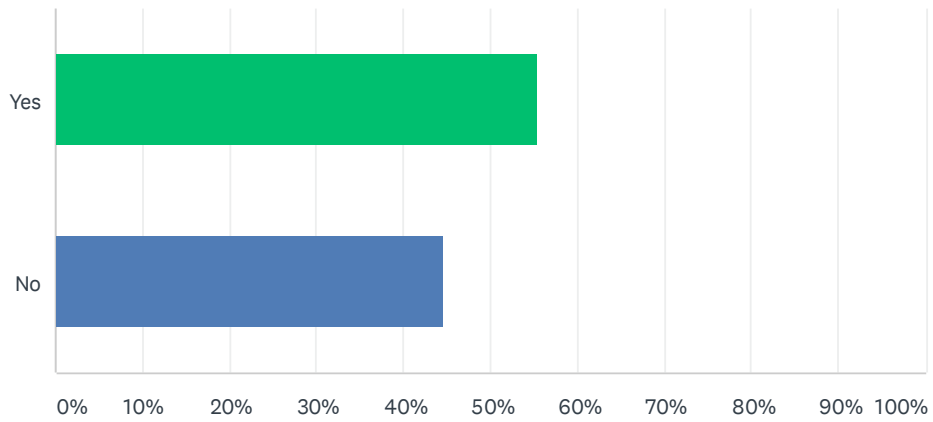
Answered: 55 Skipped: 2



ANSWER CHOICES	RESPONSES	
Yes	60.00%	33
No	40.00%	22
TOTAL		55

Q28 Have you contacted your school regarding any needs your family may have?

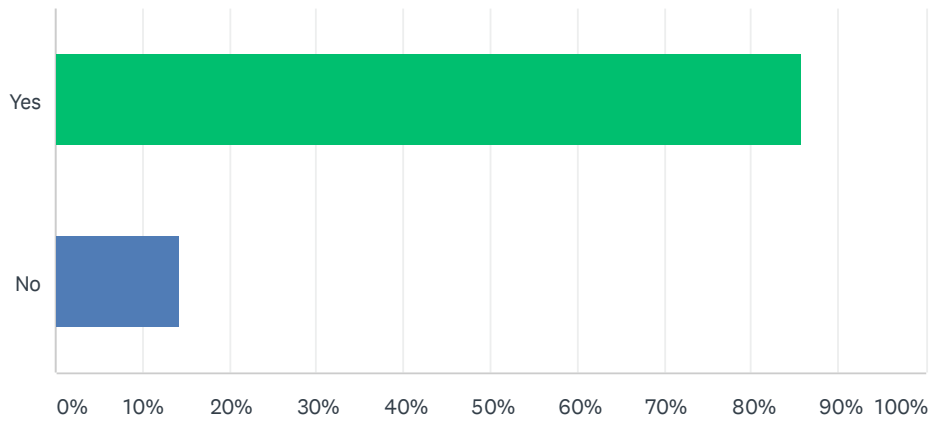
Answered: 56 Skipped: 1



ANSWER CHOICES	RESPONSES	
Yes	55.36%	31
No	44.64%	25
TOTAL		56

Q29 Do you know who to contact at your school if you need resources or support?

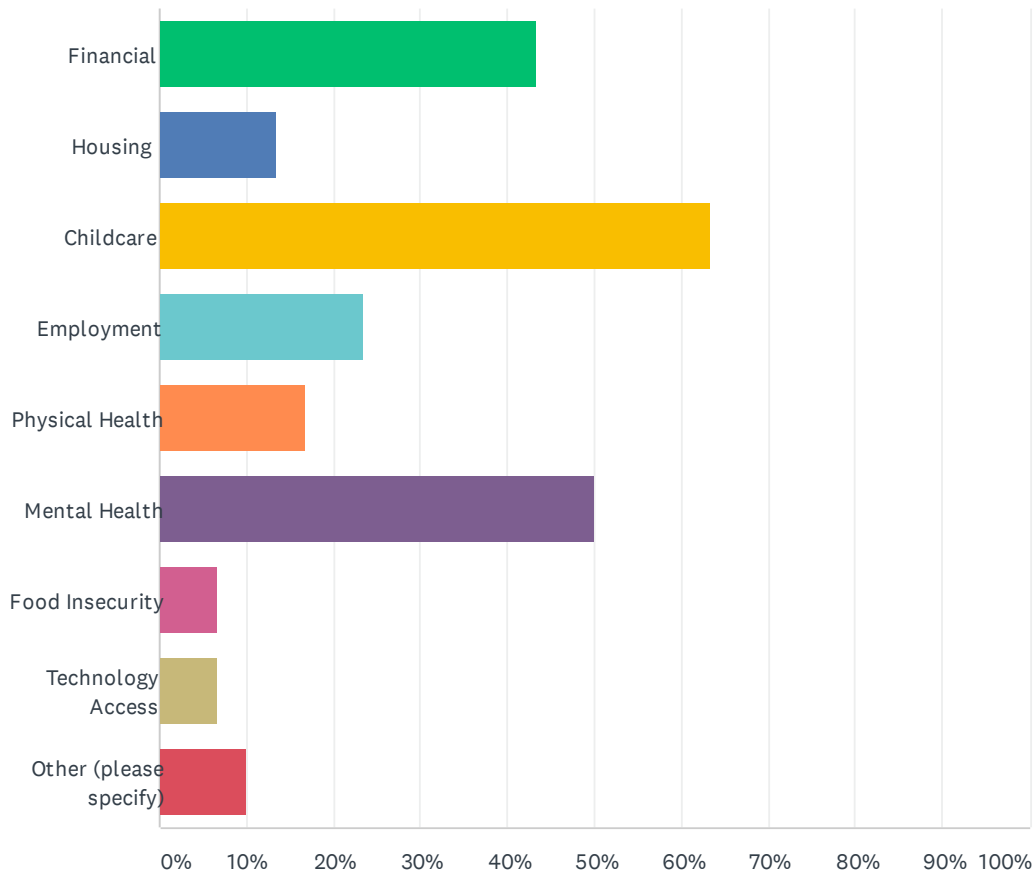
Answered: 56 Skipped: 1



ANSWER CHOICES	RESPONSES	
Yes	85.71%	48
No	14.29%	8
TOTAL		56

Q30 If your family is currently experiencing hardship due to the COVID-19 pandemic, what are those challenges? (select all that apply)

Answered: 30 Skipped: 27



ANSWER CHOICES	RESPONSES	
Financial	43.33%	13
Housing	13.33%	4
Childcare	63.33%	19
Employment	23.33%	7
Physical Health	16.67%	5
Mental Health	50.00%	15
Food Insecurity	6.67%	2
Technology Access	6.67%	2
Other (please specify)	10.00%	3
Total Respondents: 30		