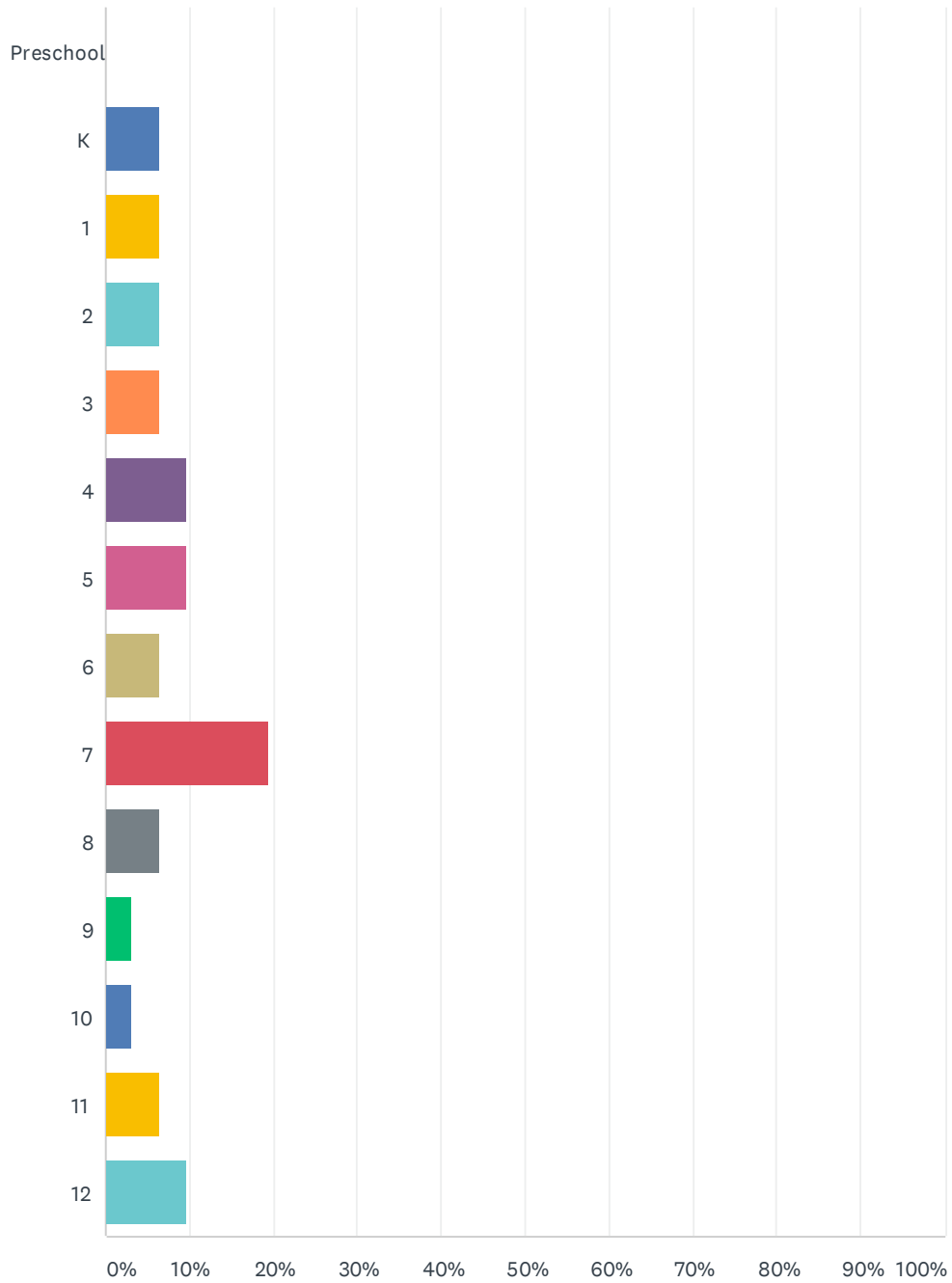


Q1 Please select your child's grade level:

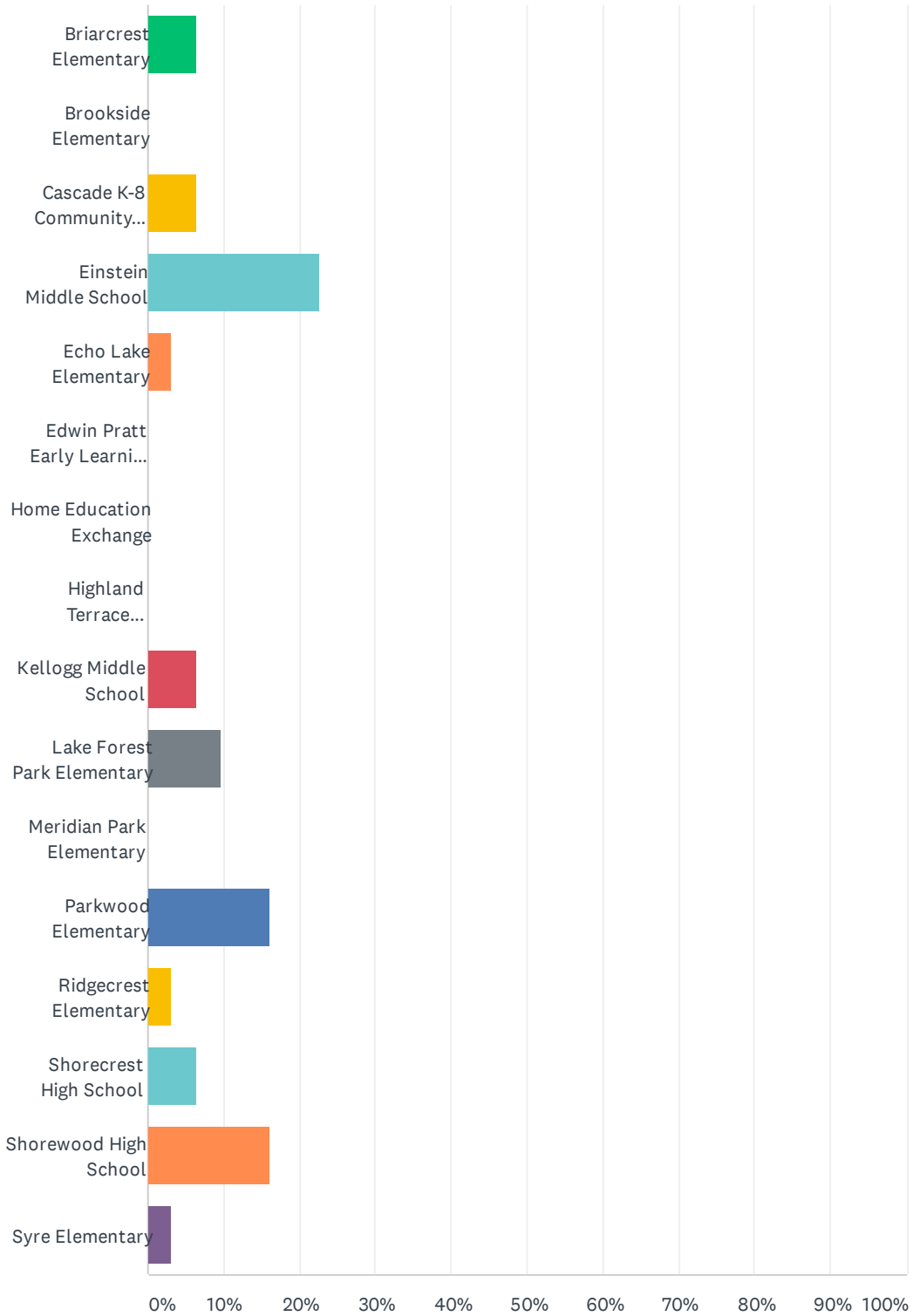
Answered: 31 Skipped: 0



ANSWER CHOICES	RESPONSES	
Preschool	0.00%	0
K	6.45%	2
1	6.45%	2
2	6.45%	2
3	6.45%	2
4	9.68%	3
5	9.68%	3
6	6.45%	2
7	19.35%	6
8	6.45%	2
9	3.23%	1
10	3.23%	1
11	6.45%	2
12	9.68%	3
TOTAL		31

Q2 Which school does your child attend?

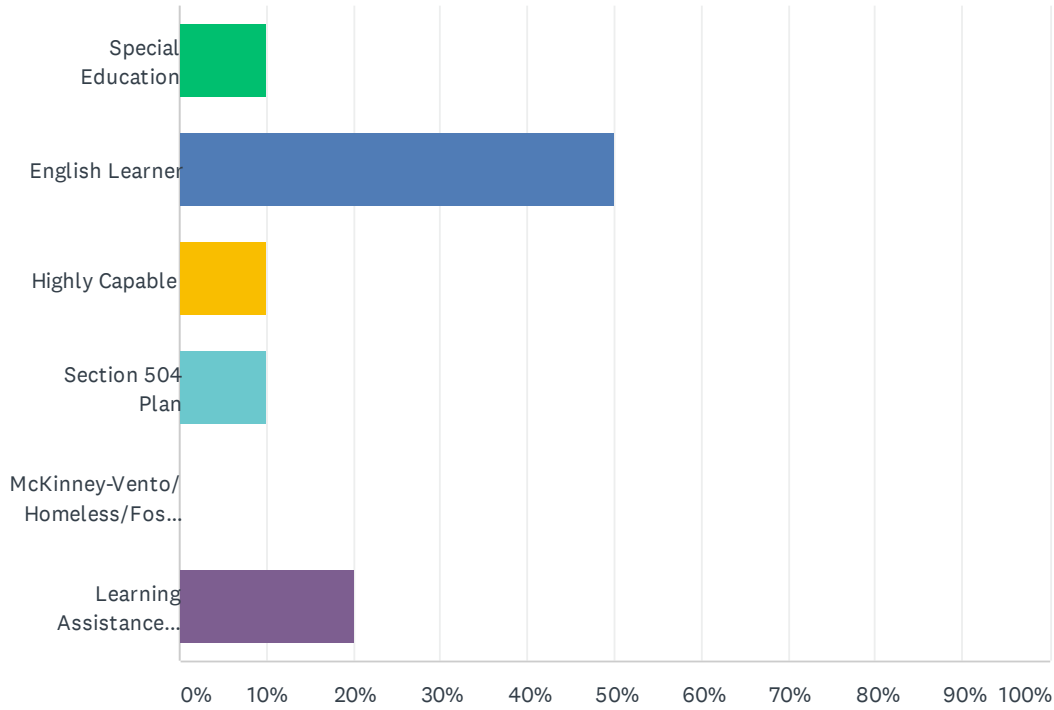
Answered: 31 Skipped: 0



ANSWER CHOICES	RESPONSES	
Briarcrest Elementary	6.45%	2
Brookside Elementary	0.00%	0
Cascade K-8 Community School	6.45%	2
Einstein Middle School	22.58%	7
Echo Lake Elementary	3.23%	1
Edwin Pratt Early Learning Center	0.00%	0
Home Education Exchange	0.00%	0
Highland Terrace Elementary	0.00%	0
Kellogg Middle School	6.45%	2
Lake Forest Park Elementary	9.68%	3
Meridian Park Elementary	0.00%	0
Parkwood Elementary	16.13%	5
Ridgecrest Elementary	3.23%	1
Shorecrest High School	6.45%	2
Shorewood High School	16.13%	5
Syre Elementary	3.23%	1
TOTAL		31

Q3 If your child is in a special program, please select all that apply.

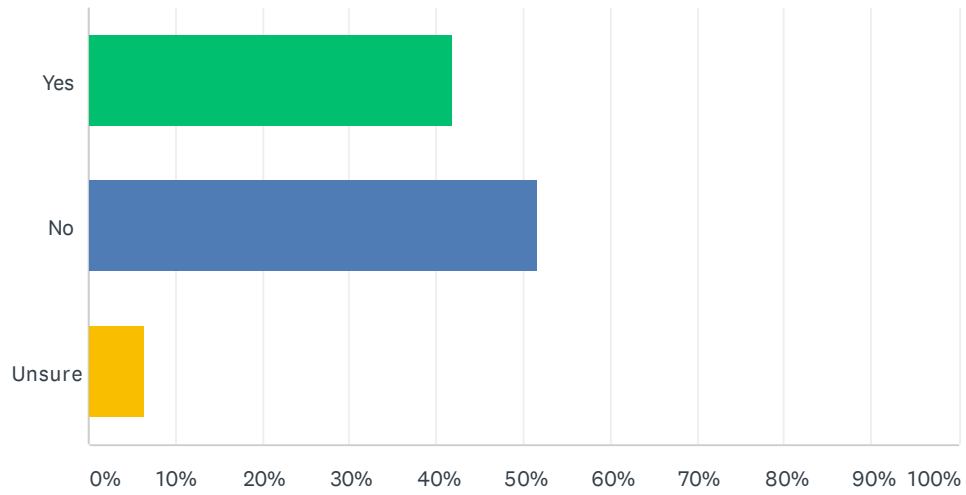
Answered: 10 Skipped: 21



ANSWER CHOICES	RESPONSES	
Special Education	10.00%	1
English Learner	50.00%	5
Highly Capable	10.00%	1
Section 504 Plan	10.00%	1
McKinney-Vento/Homeless/Foster Care	0.00%	0
Learning Assistance Program/Title I	20.00%	2
Total Respondents: 10		

Q4 Does your child qualify for free or reduced-price school meals?

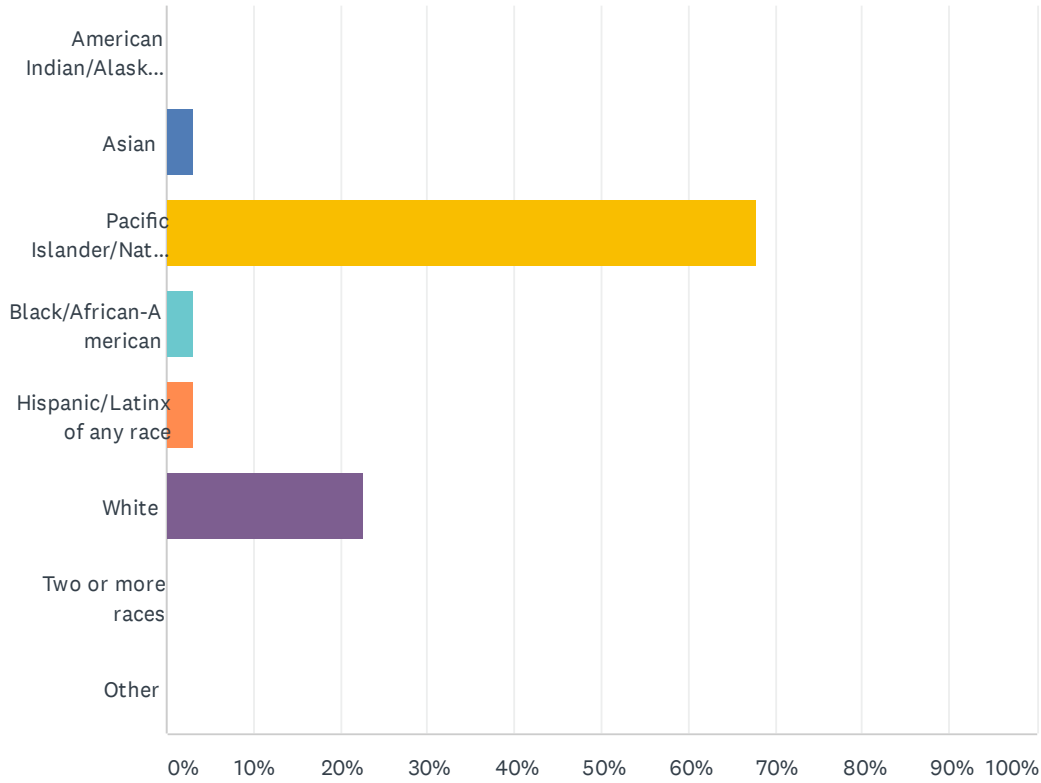
Answered: 31 Skipped: 0



ANSWER CHOICES	RESPONSES	
Yes	41.94%	13
No	51.61%	16
Unsure	6.45%	2
TOTAL		31

Q5 What is your race/ethnic origin?

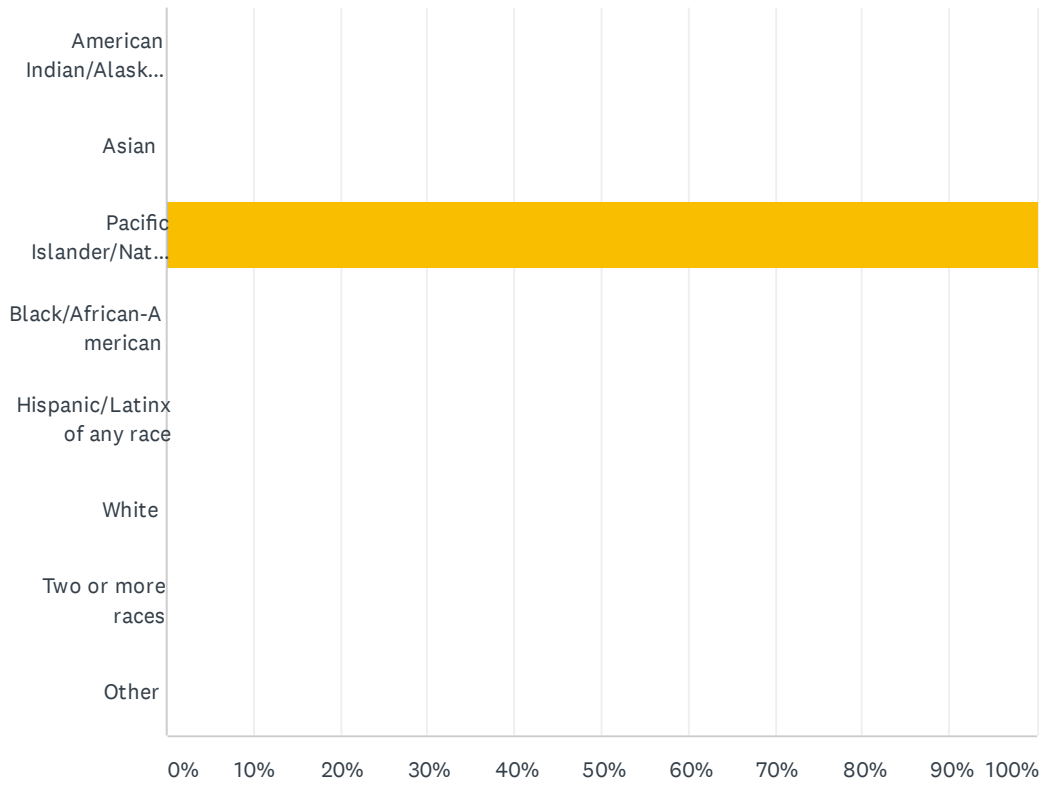
Answered: 31 Skipped: 0



ANSWER CHOICES	RESPONSES
American Indian/Alaskan Native	0.00% 0
Asian	3.23% 1
Pacific Islander/Native Hawaiian	67.74% 21
Black/African-American	3.23% 1
Hispanic/Latinx of any race	3.23% 1
White	22.58% 7
Two or more races	0.00% 0
Other	0.00% 0
TOTAL	31

Q6 What is your child's race/ethnic origin?

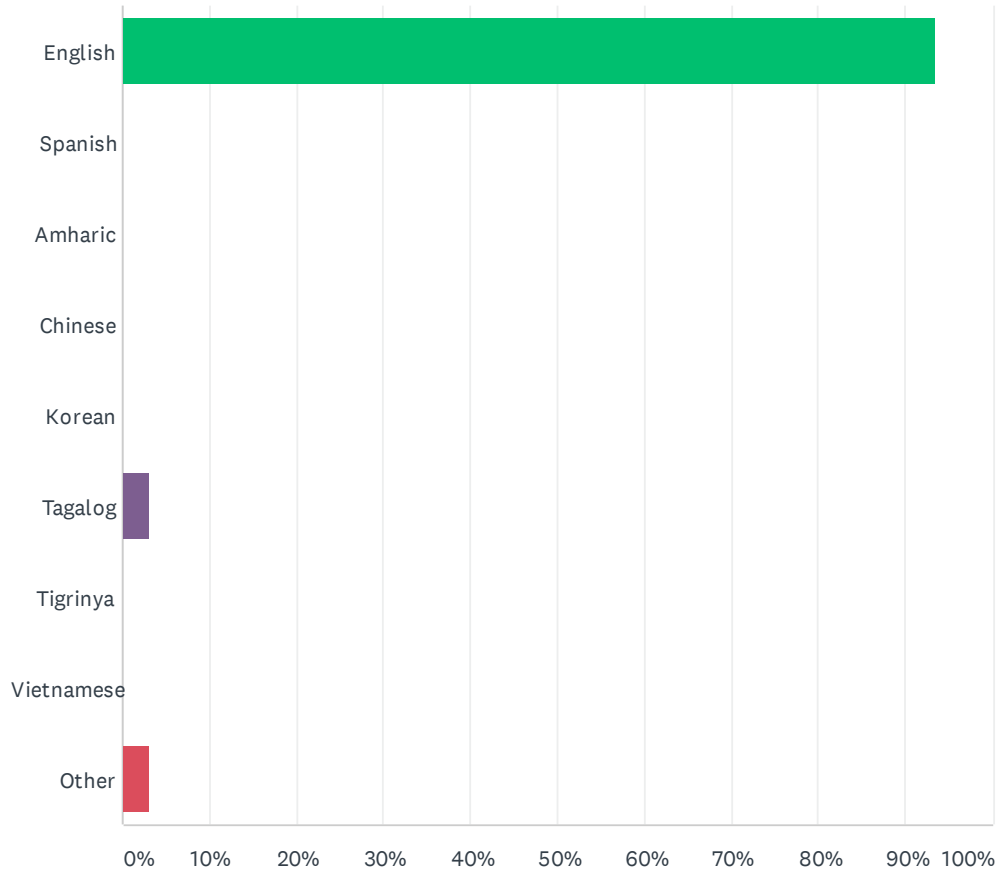
Answered: 31 Skipped: 0



ANSWER CHOICES	RESPONSES
American Indian/Alaskan Native	0.00% 0
Asian	0.00% 0
Pacific Islander/Native Hawaiian	100.00% 31
Black/African-American	0.00% 0
Hispanic/Latinx of any race	0.00% 0
White	0.00% 0
Two or more races	0.00% 0
Other	0.00% 0
TOTAL	31

Q7 What is your primary home language?

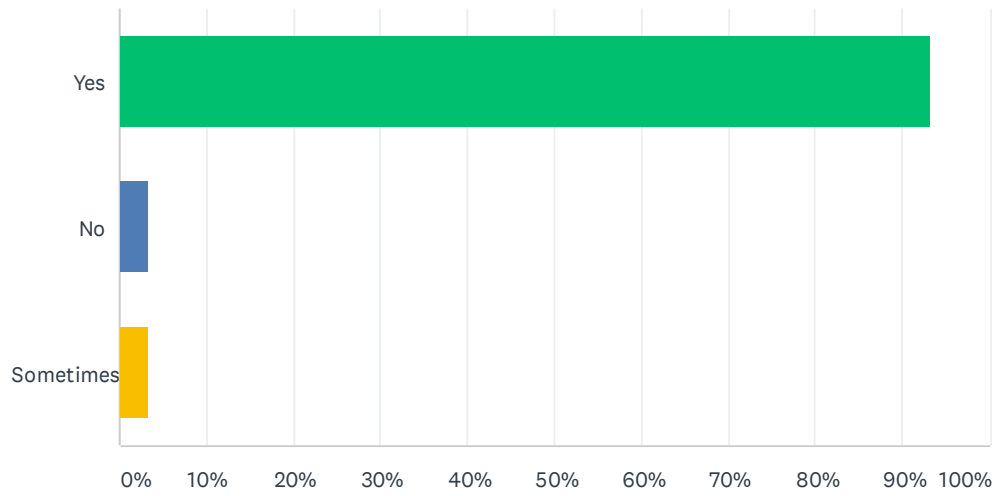
Answered: 31 Skipped: 0



ANSWER CHOICES	RESPONSES	
English	93.55%	29
Spanish	0.00%	0
Amharic	0.00%	0
Chinese	0.00%	0
Korean	0.00%	0
Tagalog	3.23%	1
Tigrinya	0.00%	0
Vietnamese	0.00%	0
Other	3.23%	1
TOTAL		31

Q8 Do you receive information from your child’s school and the school district in a language you understand?

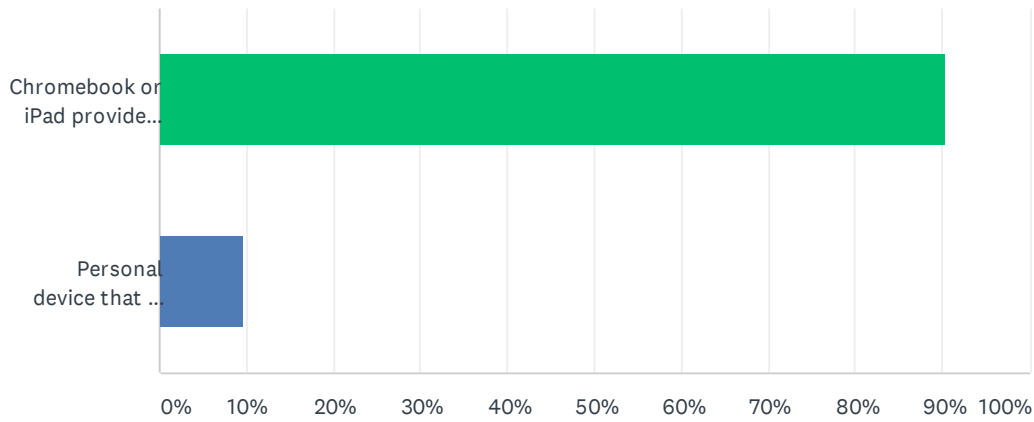
Answered: 30 Skipped: 1



ANSWER CHOICES		RESPONSES	
Yes		93.33%	28
No		3.33%	1
Sometimes		3.33%	1
TOTAL			30

Q9 Is your child using a school-issued or personal Chromebook or iPad for remote learning?

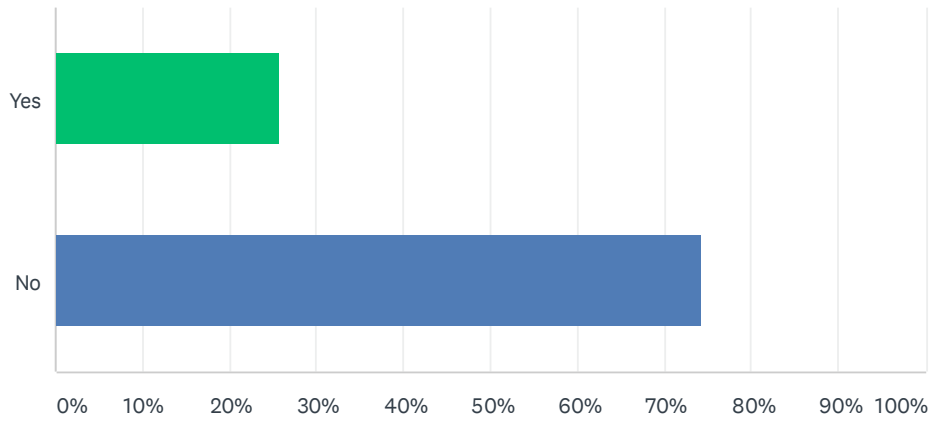
Answered: 31 Skipped: 0



ANSWER CHOICES	RESPONSES	
Chromebook or iPad provided by their school/district	90.32%	28
Personal device that we own	9.68%	3
TOTAL		31

Q10 Did you check out a WiFi hotspot from your school or district?

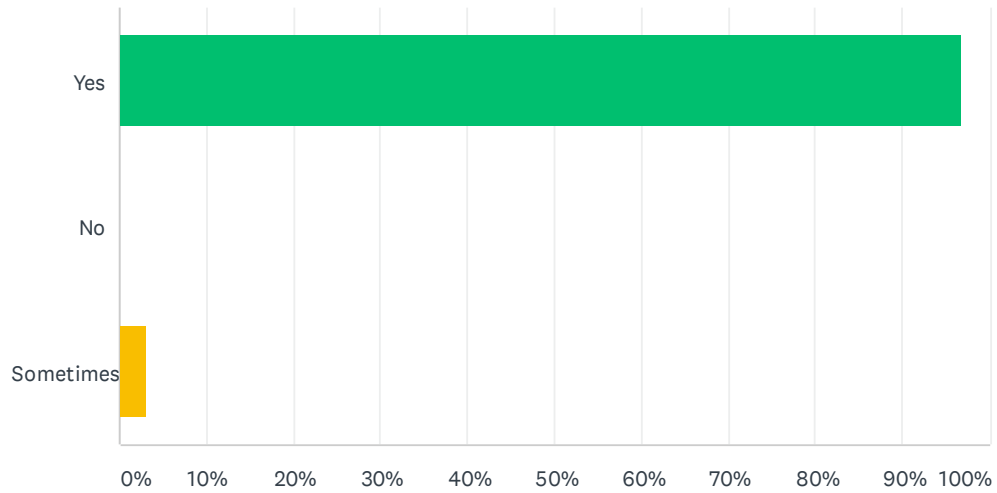
Answered: 31 Skipped: 0



ANSWER CHOICES	RESPONSES	
Yes	25.81%	8
No	74.19%	23
TOTAL		31

Q11 Is your child currently able to access the internet for remote learning?

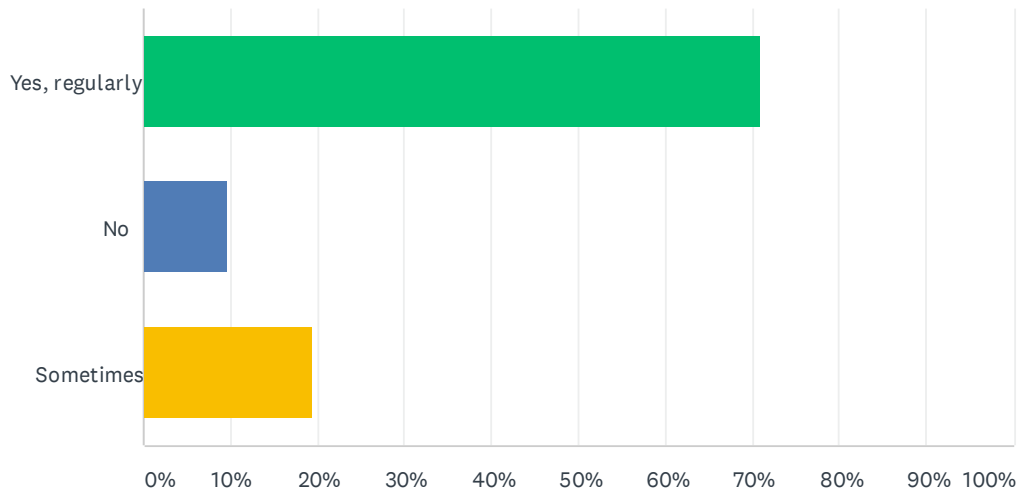
Answered: 31 Skipped: 0



ANSWER CHOICES	RESPONSES	
Yes	96.77%	30
No	0.00%	0
Sometimes	3.23%	1
TOTAL		31

Q12 Do you use the parent/guardian Canvas or Seesaw app or website to monitor/support your child’s schoolwork?

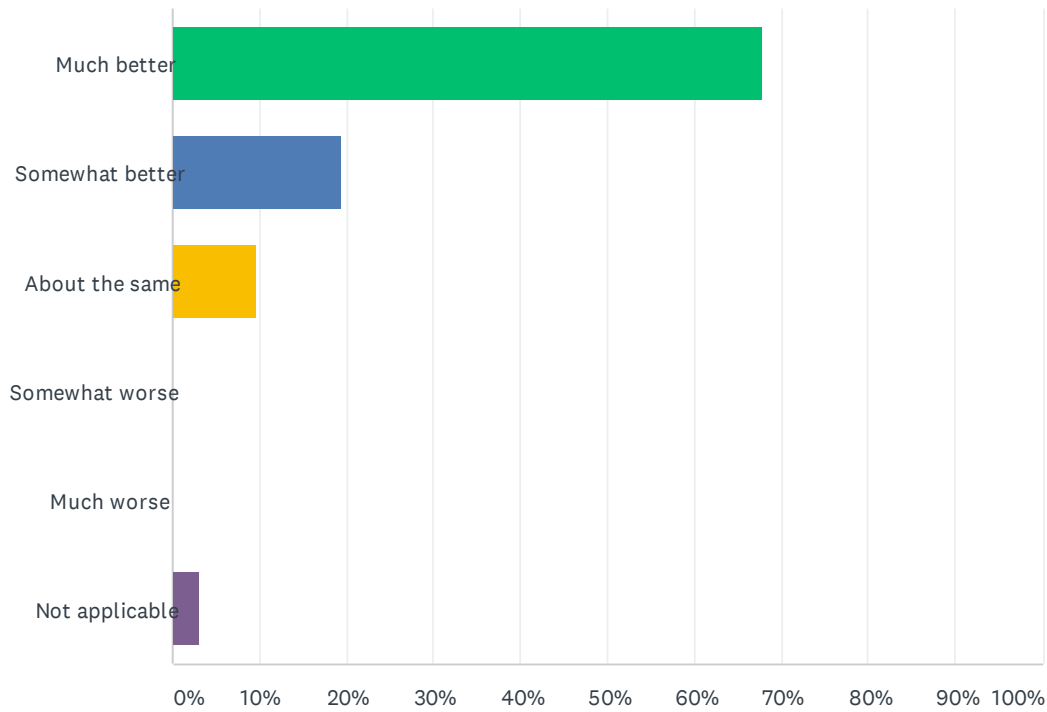
Answered: 31 Skipped: 0



ANSWER CHOICES	RESPONSES	
Yes, regularly	70.97%	22
No	9.68%	3
Sometimes	19.35%	6
TOTAL		31

Q13 Compared to your child’s remote learning experience in the spring, your child’s learning experience this fall has been:

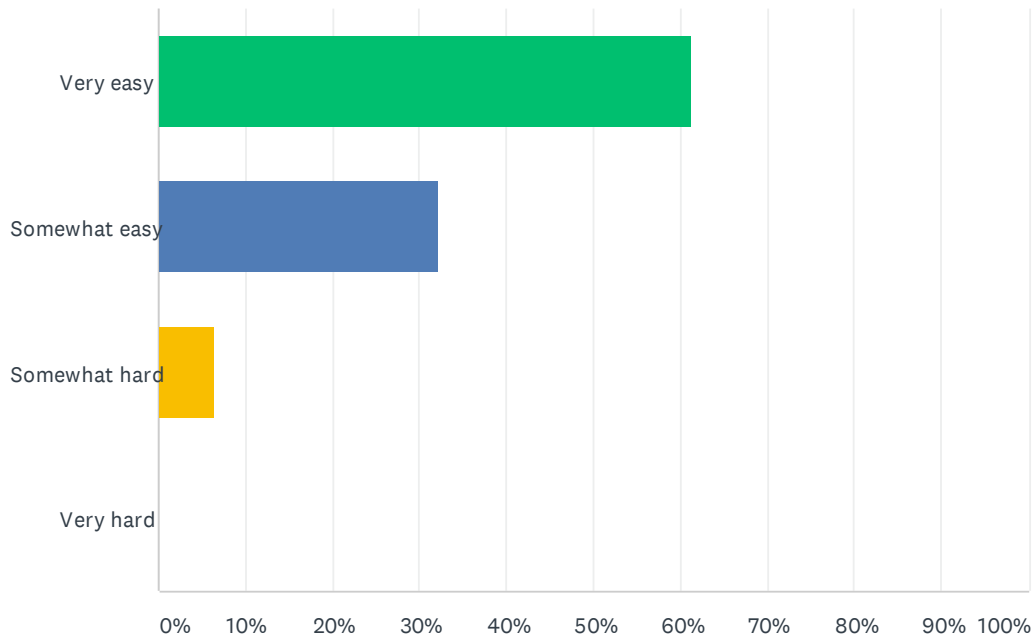
Answered: 31 Skipped: 0



ANSWER CHOICES	RESPONSES	
Much better	67.74%	21
Somewhat better	19.35%	6
About the same	9.68%	3
Somewhat worse	0.00%	0
Much worse	0.00%	0
Not applicable	3.23%	1
TOTAL		31

Q14 How easy or hard has it been for your child to find their class links, such as ClassLink, Canvas, Seesaw or Zoom?

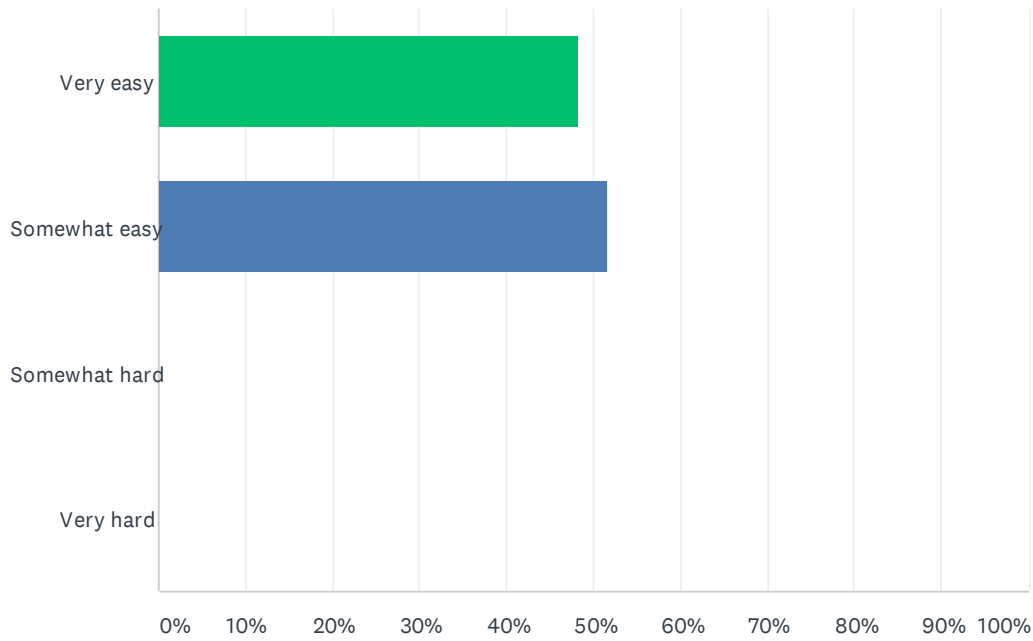
Answered: 31 Skipped: 0



ANSWER CHOICES	RESPONSES	
Very easy	61.29%	19
Somewhat easy	32.26%	10
Somewhat hard	6.45%	2
Very hard	0.00%	0
TOTAL		31

Q15 How easy or hard has it been for your child to find their class assignments?

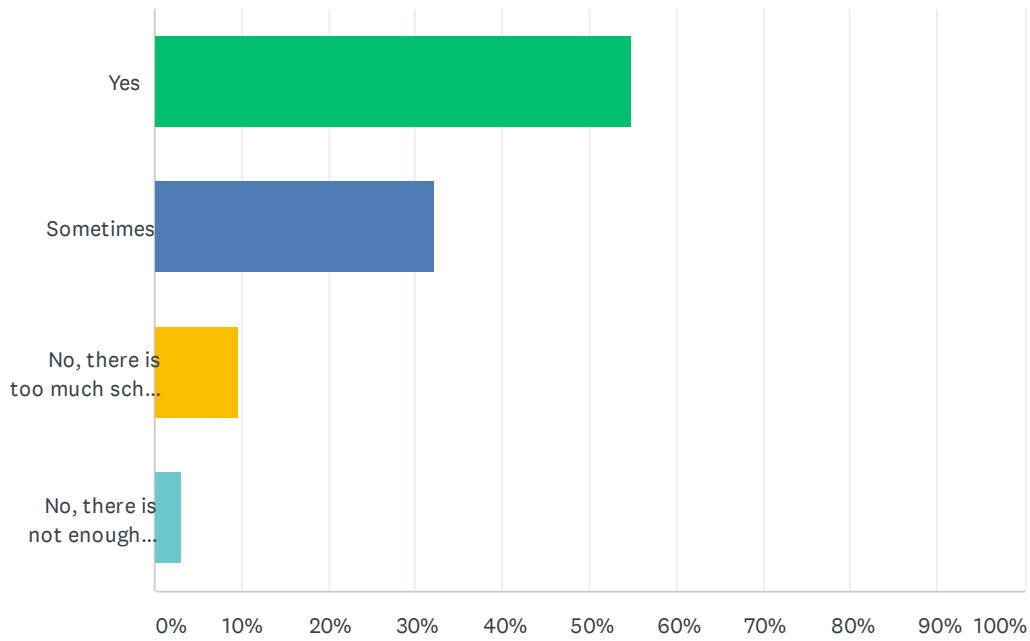
Answered: 31 Skipped: 0



ANSWER CHOICES	RESPONSES	
Very easy	48.39%	15
Somewhat easy	51.61%	16
Somewhat hard	0.00%	0
Very hard	0.00%	0
TOTAL		31

Q16 Do you feel your child has an appropriate level of school work in the current remote learning model?

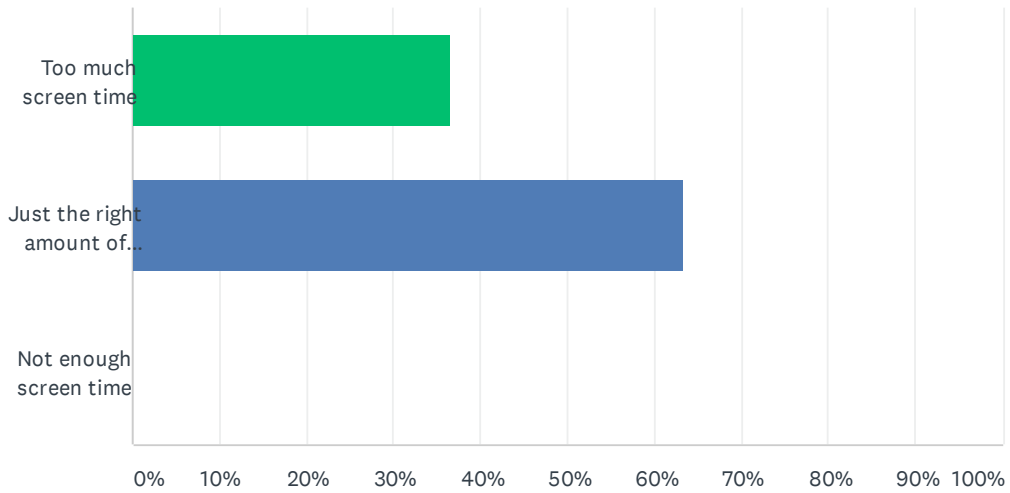
Answered: 31 Skipped: 0



ANSWER CHOICES	RESPONSES	
Yes	54.84%	17
Sometimes	32.26%	10
No, there is too much school work	9.68%	3
No, there is not enough school work	3.23%	1
TOTAL		31

Q17 My child's remote learning schedule requires:

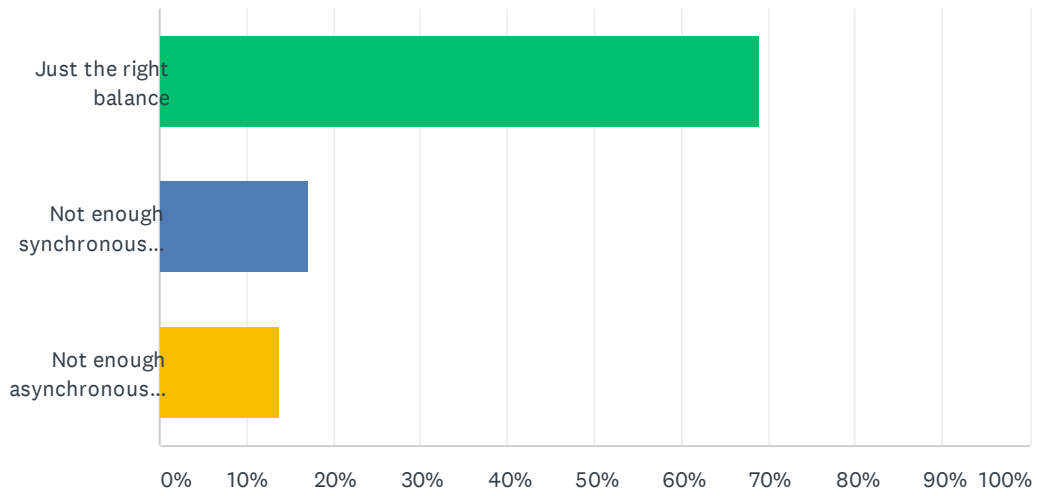
Answered: 30 Skipped: 1



ANSWER CHOICES	RESPONSES	
Too much screen time	36.67%	11
Just the right amount of screen time	63.33%	19
Not enough screen time	0.00%	0
TOTAL		30

Q18 I feel my child’s mix of synchronous (teacher-led) and asynchronous (teacher-directed) time is:

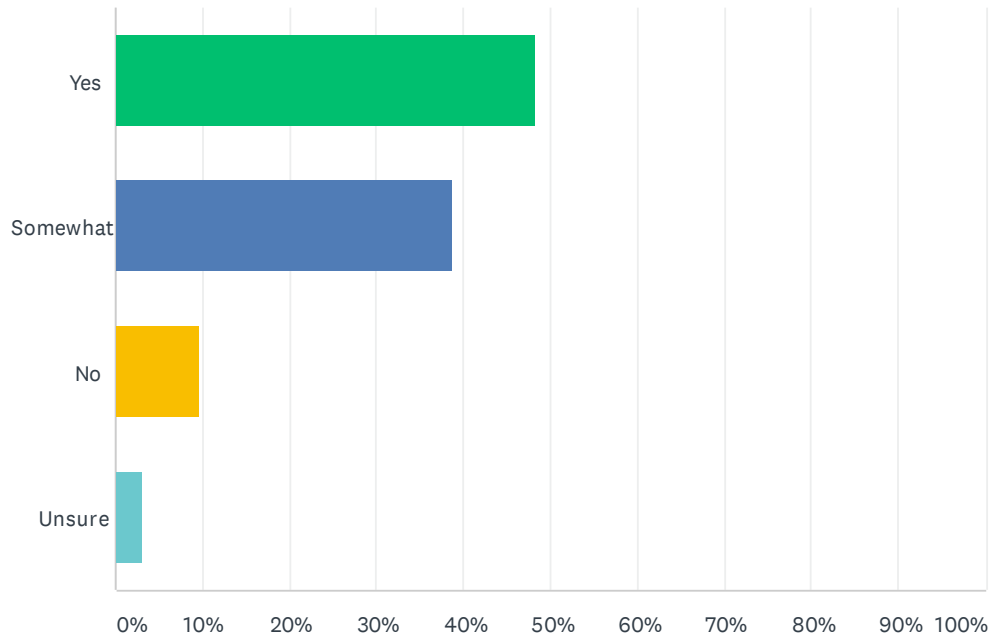
Answered: 29 Skipped: 2



ANSWER CHOICES	RESPONSES	
Just the right balance	68.97%	20
Not enough synchronous time	17.24%	5
Not enough asynchronous time	13.79%	4
TOTAL		29

Q19 I feel my child is progressing in their learning:

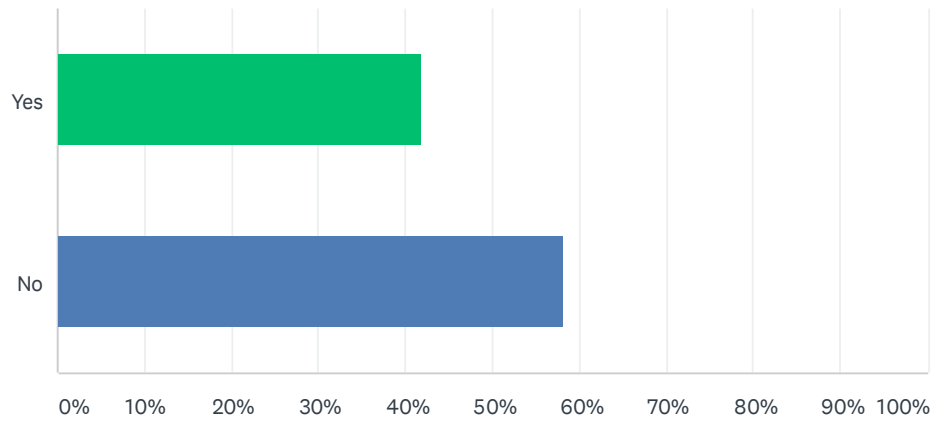
Answered: 31 Skipped: 0



ANSWER CHOICES	RESPONSES	
Yes	48.39%	15
Somewhat	38.71%	12
No	9.68%	3
Unsure	3.23%	1
TOTAL		31

Q20 Have you experienced any technology issues that have prevented your child from accessing their class or learning tools for a period of time?

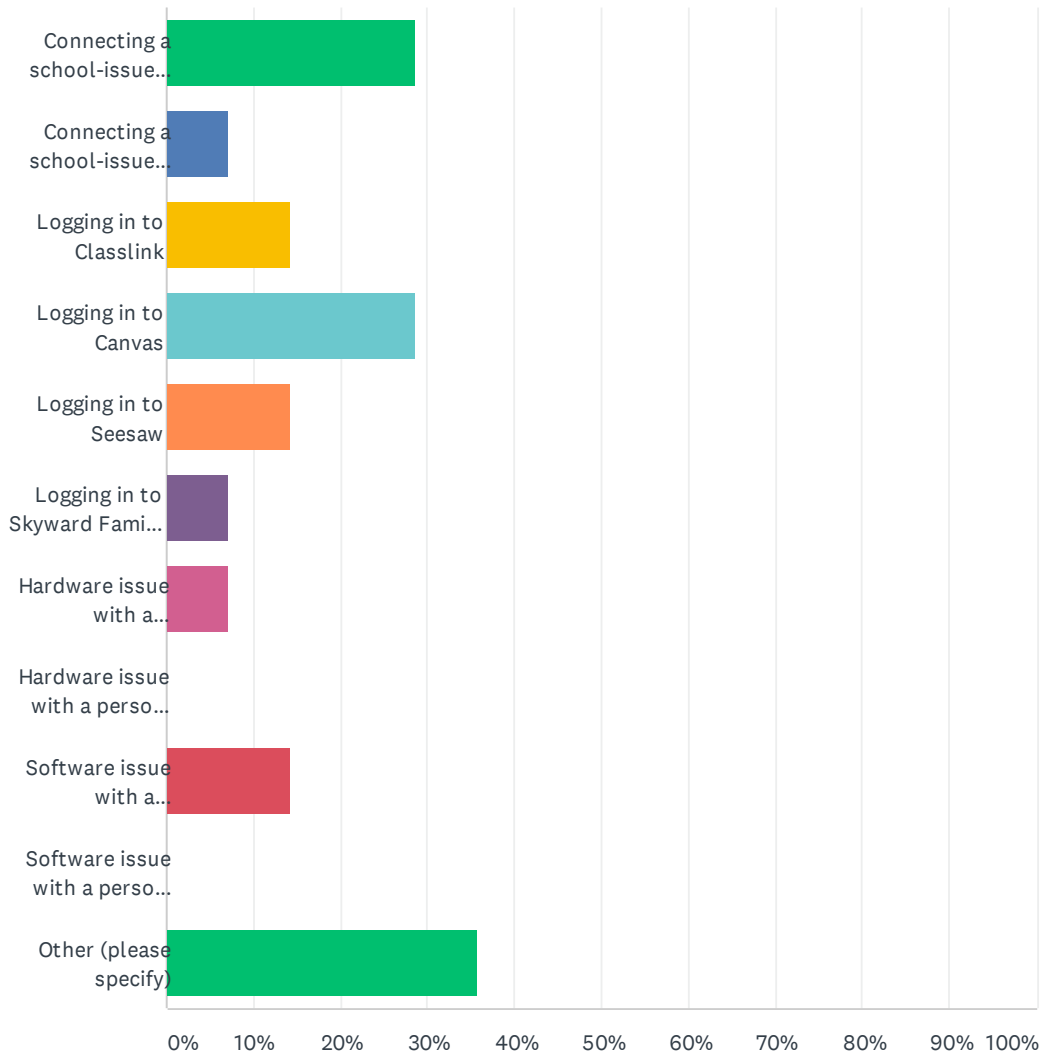
Answered: 31 Skipped: 0



ANSWER CHOICES	RESPONSES	
Yes	41.94%	13
No	58.06%	18
TOTAL		31

Q21 If you answered YES to the previous question, please indicate the type/s of technology issues you or your child has experienced: (select all that apply)

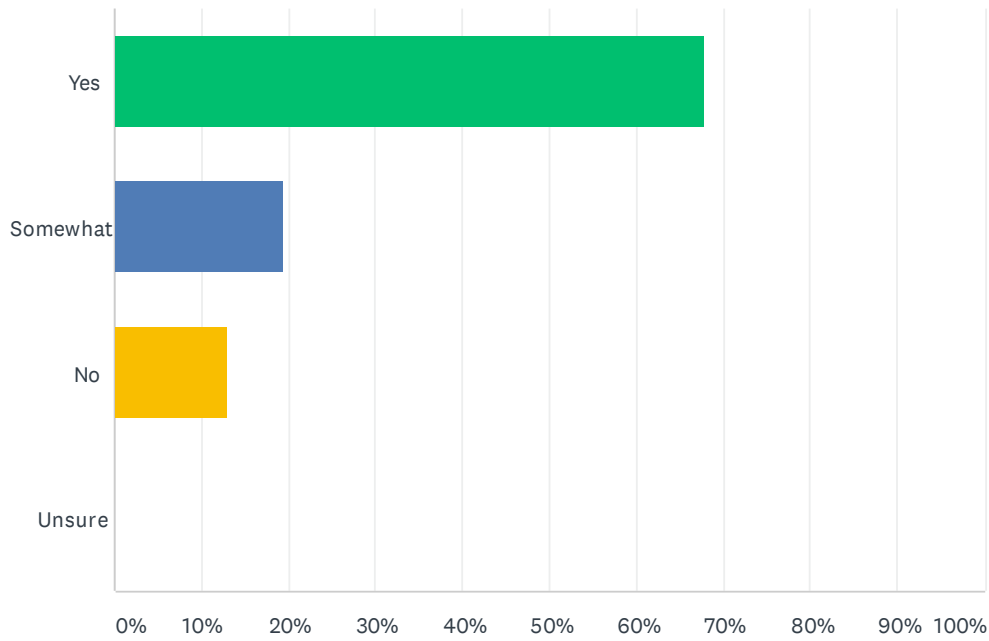
Answered: 14 Skipped: 17



ANSWER CHOICES	RESPONSES	
Connecting a school-issued Chromebook/iPad to home internet	28.57%	4
Connecting a school-issued Chromebook/iPad to a school-issued wifi hotspot	7.14%	1
Logging in to Classlink	14.29%	2
Logging in to Canvas	28.57%	4
Logging in to Seesaw	14.29%	2
Logging in to Skyward Family Access	7.14%	1
Hardware issue with a school-issued Chromebook/iPad	7.14%	1
Hardware issue with a personal computer/device owned by the student or family	0.00%	0
Software issue with a school-issued Chromebook/iPad	14.29%	2
Software issue with a personal computer/device owned by the student or family	0.00%	0
Other (please specify)	35.71%	5
Total Respondents: 14		

Q22 As a parent/guardian, I am provided enough information to support my child with remote learning:

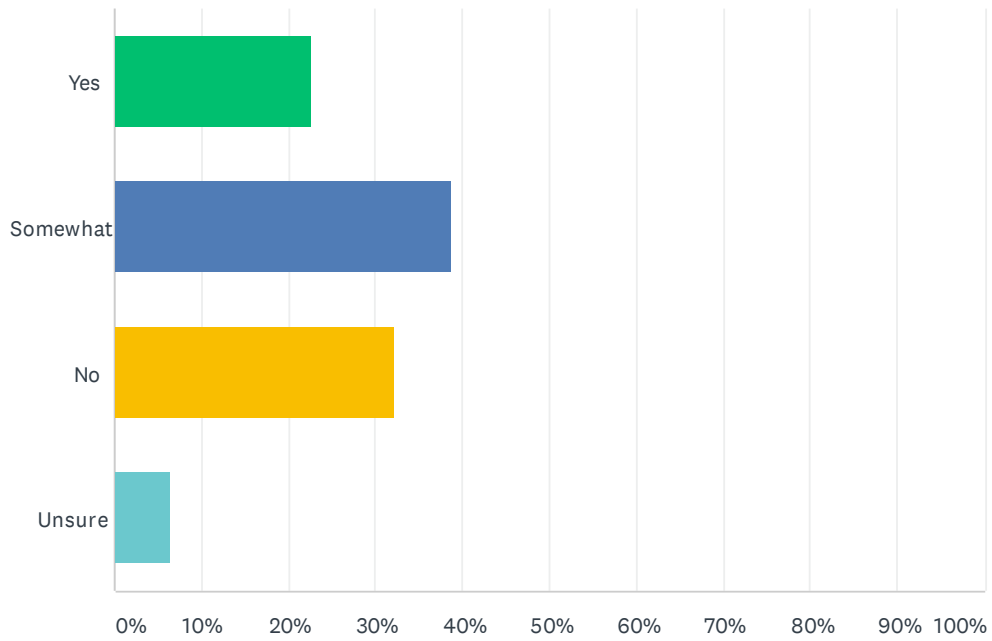
Answered: 31 Skipped: 0



ANSWER CHOICES	RESPONSES	
Yes	67.74%	21
Somewhat	19.35%	6
No	12.90%	4
Unsure	0.00%	0
TOTAL		31

Q23 Do you feel your child’s social and emotional needs are being supported by their school during this period of remote learning?

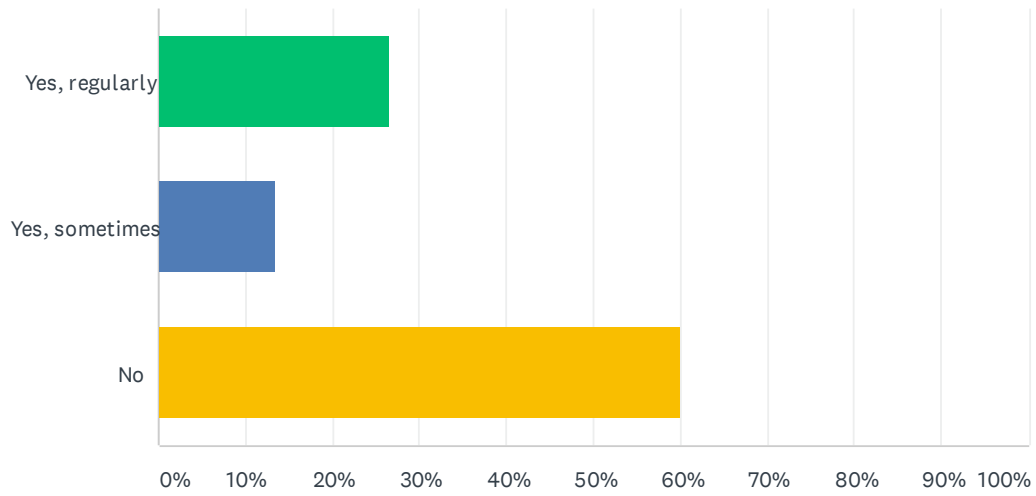
Answered: 31 Skipped: 0



ANSWER CHOICES	RESPONSES	
Yes	22.58%	7
Somewhat	38.71%	12
No	32.26%	10
Unsure	6.45%	2
TOTAL		31

Q24 Has your family accessed school meals during remote learning this fall?

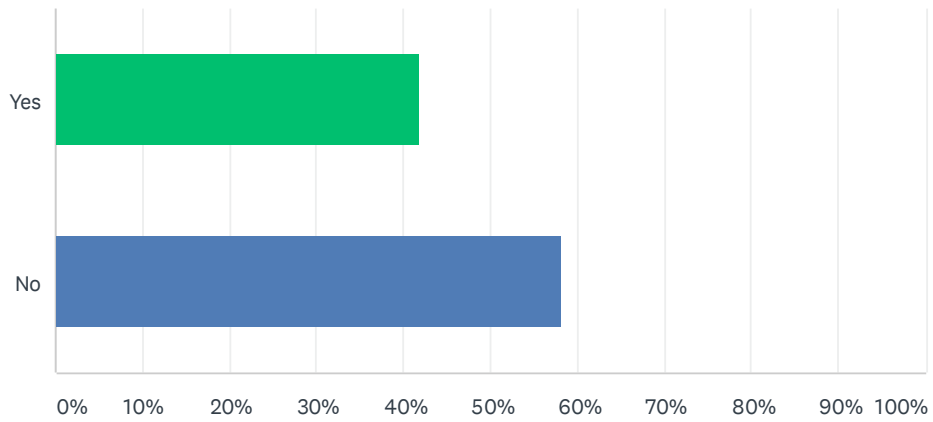
Answered: 30 Skipped: 1



ANSWER CHOICES	RESPONSES	
Yes, regularly	26.67%	8
Yes, sometimes	13.33%	4
No	60.00%	18
TOTAL		30

Q25 Did you attend or watch a recording of one of our Family Academy webinars at the beginning of the school year?

Answered: 31 Skipped: 0



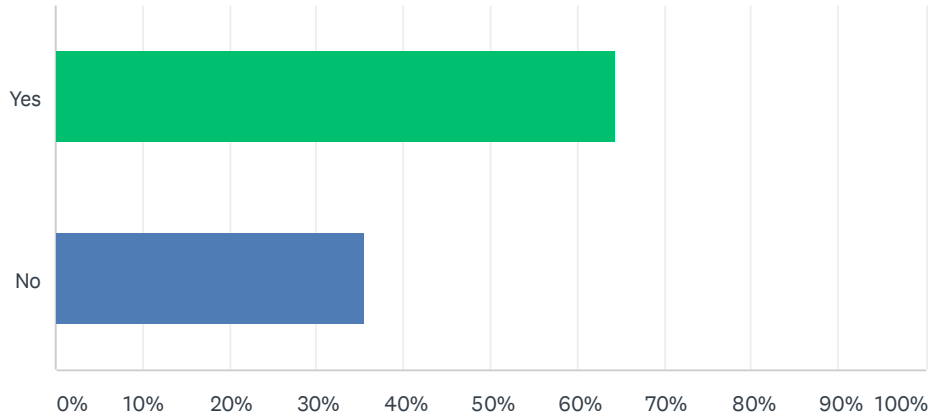
ANSWER CHOICES	RESPONSES	
Yes	41.94%	13
No	58.06%	18
TOTAL		31

Q26 If there is a topic you would like to see covered at a future Family Academy, please include it here.

Answered: 2 Skipped: 29

Q27 Have you accessed the Remote Learning Resources webpage on your school or district website?

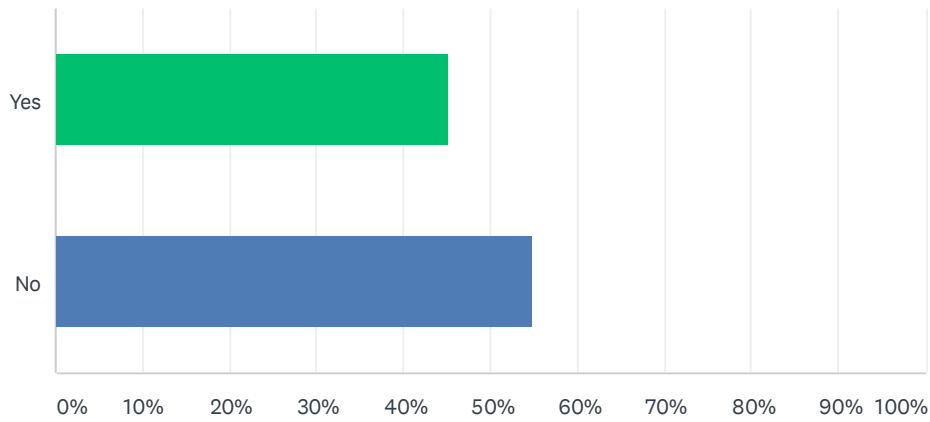
Answered: 31 Skipped: 0



ANSWER CHOICES	RESPONSES	
Yes	64.52%	20
No	35.48%	11
TOTAL		31

Q28 Have you contacted your school regarding any needs your family may have?

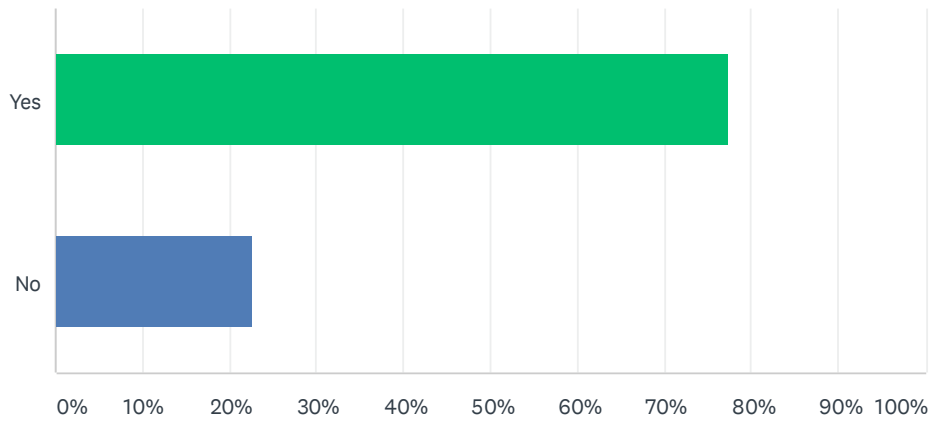
Answered: 31 Skipped: 0



ANSWER CHOICES	RESPONSES	
Yes	45.16%	14
No	54.84%	17
TOTAL		31

Q29 Do you know who to contact at your school if you need resources or support?

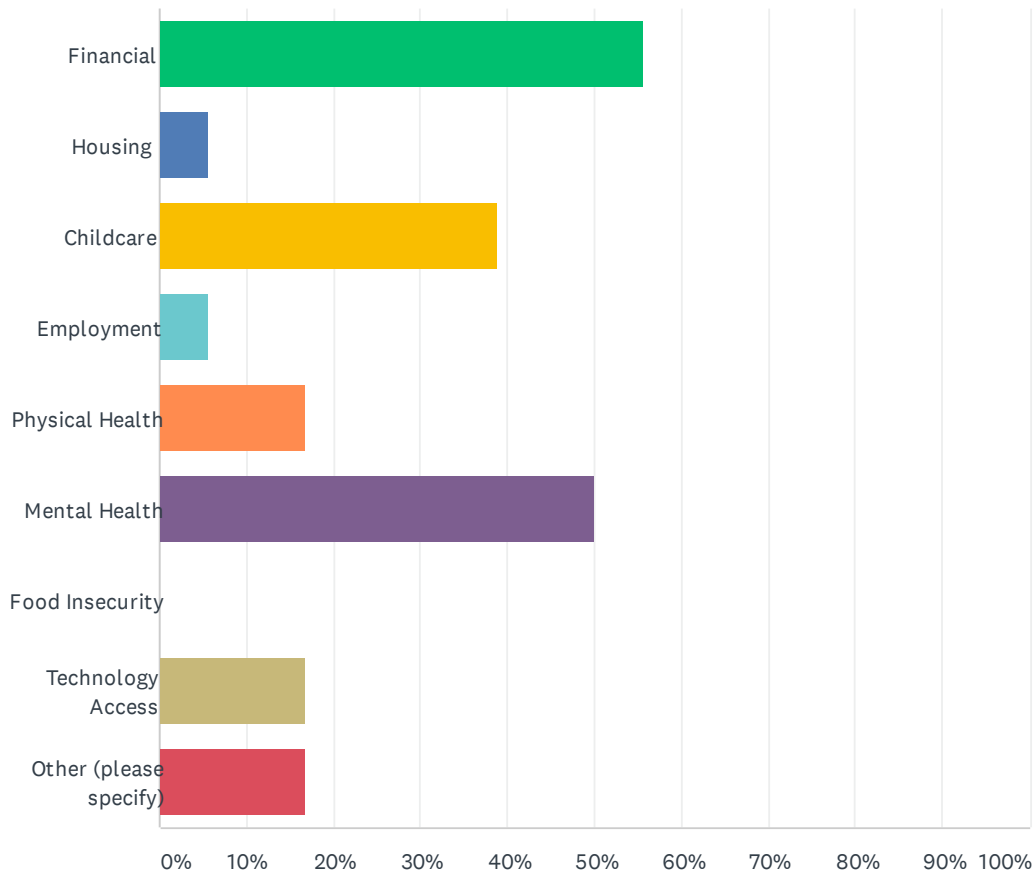
Answered: 31 Skipped: 0



ANSWER CHOICES	RESPONSES	
Yes	77.42%	24
No	22.58%	7
TOTAL		31

Q30 If your family is currently experiencing hardship due to the COVID-19 pandemic, what are those challenges? (select all that apply)

Answered: 18 Skipped: 13



ANSWER CHOICES	RESPONSES	
Financial	55.56%	10
Housing	5.56%	1
Childcare	38.89%	7
Employment	5.56%	1
Physical Health	16.67%	3
Mental Health	50.00%	9
Food Insecurity	0.00%	0
Technology Access	16.67%	3
Other (please specify)	16.67%	3
Total Respondents: 18		