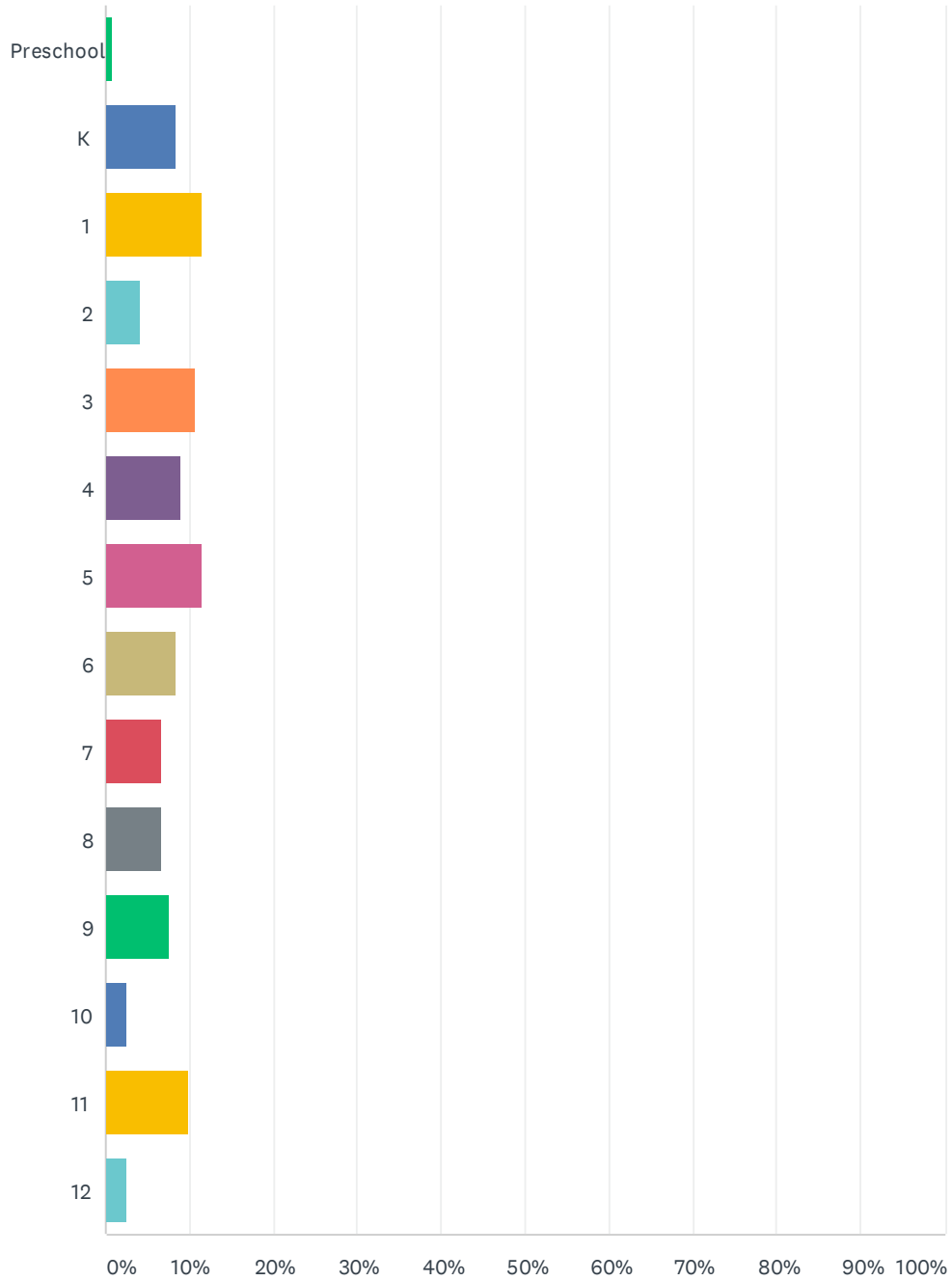


Q1 Please select your child's grade level:

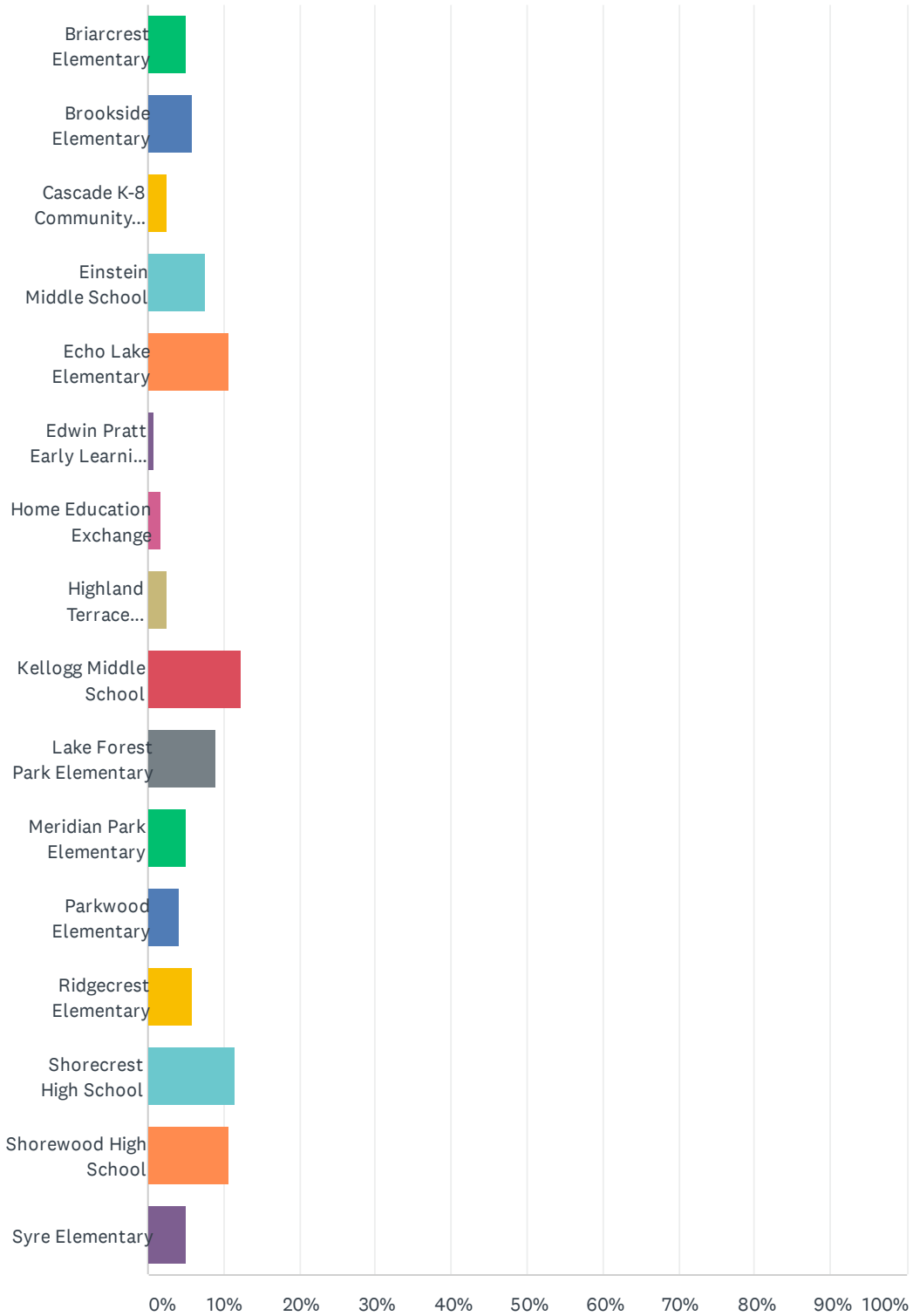
Answered: 121 Skipped: 0



ANSWER CHOICES	RESPONSES	
Preschool	0.83%	1
K	8.26%	10
1	11.57%	14
2	4.13%	5
3	10.74%	13
4	9.09%	11
5	11.57%	14
6	8.26%	10
7	6.61%	8
8	6.61%	8
9	7.44%	9
10	2.48%	3
11	9.92%	12
12	2.48%	3
TOTAL		121

Q2 Which school does your child attend?

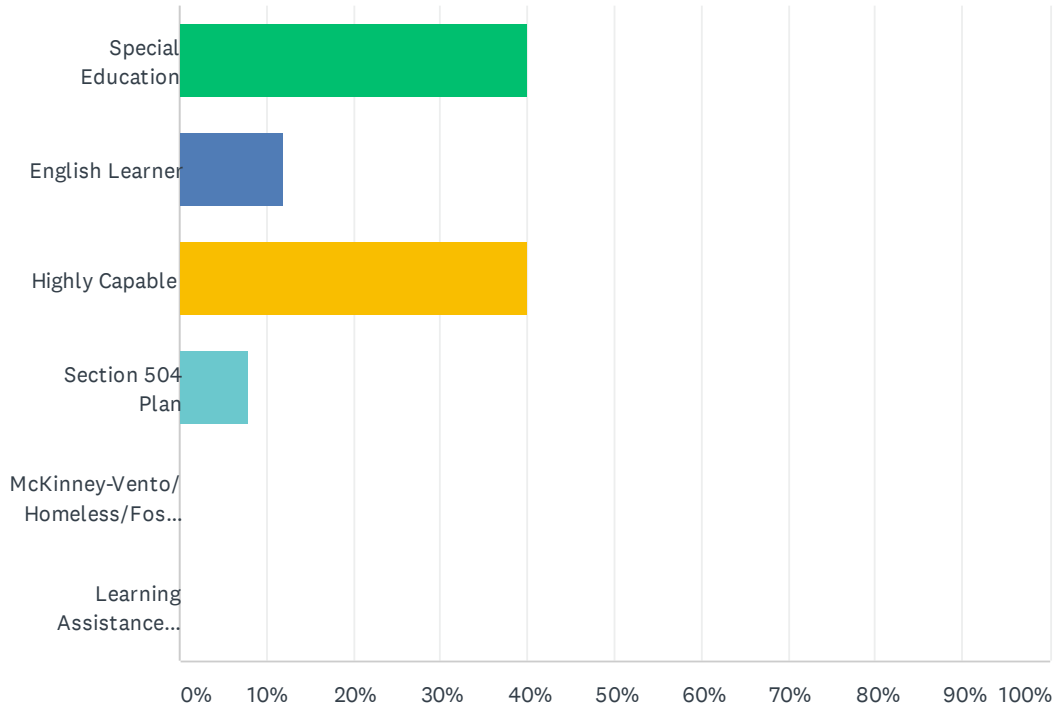
Answered: 121 Skipped: 0



ANSWER CHOICES	RESPONSES	
Briarcrest Elementary	4.96%	6
Brookside Elementary	5.79%	7
Cascade K-8 Community School	2.48%	3
Einstein Middle School	7.44%	9
Echo Lake Elementary	10.74%	13
Edwin Pratt Early Learning Center	0.83%	1
Home Education Exchange	1.65%	2
Highland Terrace Elementary	2.48%	3
Kellogg Middle School	12.40%	15
Lake Forest Park Elementary	9.09%	11
Meridian Park Elementary	4.96%	6
Parkwood Elementary	4.13%	5
Ridgecrest Elementary	5.79%	7
Shorecrest High School	11.57%	14
Shorewood High School	10.74%	13
Syre Elementary	4.96%	6
TOTAL		121

Q3 If your child is in a special program, please select all that apply.

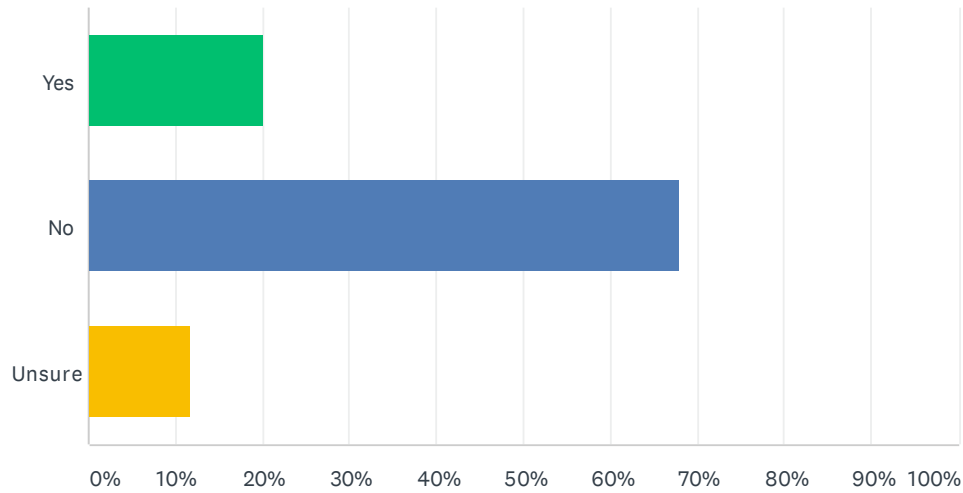
Answered: 25 Skipped: 96



ANSWER CHOICES	RESPONSES	
Special Education	40.00%	10
English Learner	12.00%	3
Highly Capable	40.00%	10
Section 504 Plan	8.00%	2
McKinney-Vento/Homeless/Foster Care	0.00%	0
Learning Assistance Program/Title I	0.00%	0
Total Respondents: 25		

Q4 Does your child qualify for free or reduced-price school meals?

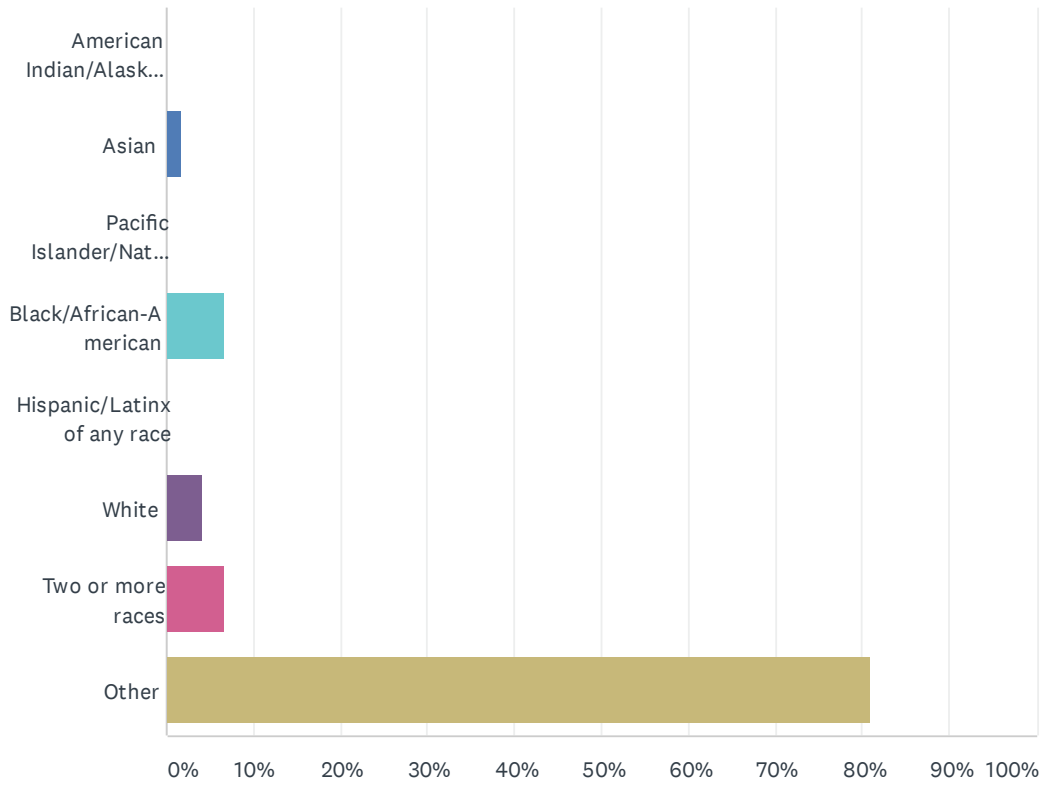
Answered: 119 Skipped: 2



ANSWER CHOICES	RESPONSES	
Yes	20.17%	24
No	68.07%	81
Unsure	11.76%	14
TOTAL		119

Q5 What is your race/ethnic origin?

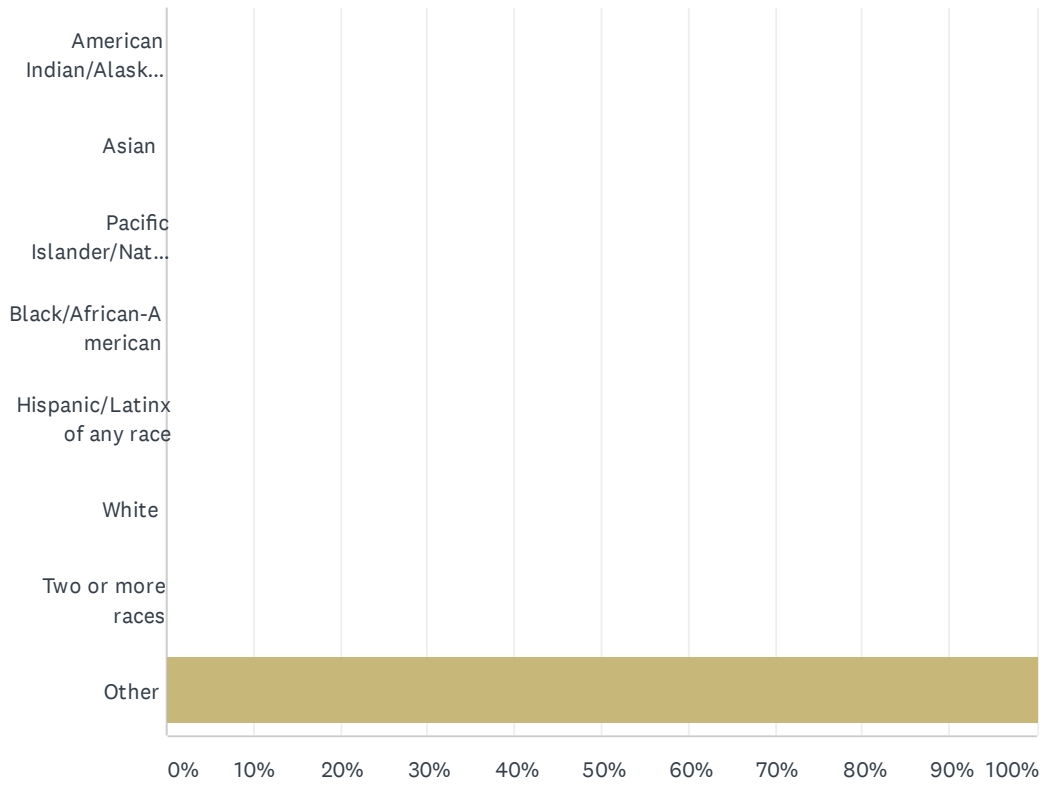
Answered: 121 Skipped: 0



ANSWER CHOICES	RESPONSES
American Indian/Alaskan Native	0.00% 0
Asian	1.65% 2
Pacific Islander/Native Hawaiian	0.00% 0
Black/African-American	6.61% 8
Hispanic/Latinx of any race	0.00% 0
White	4.13% 5
Two or more races	6.61% 8
Other	80.99% 98
TOTAL	121

Q6 What is your child's race/ethnic origin?

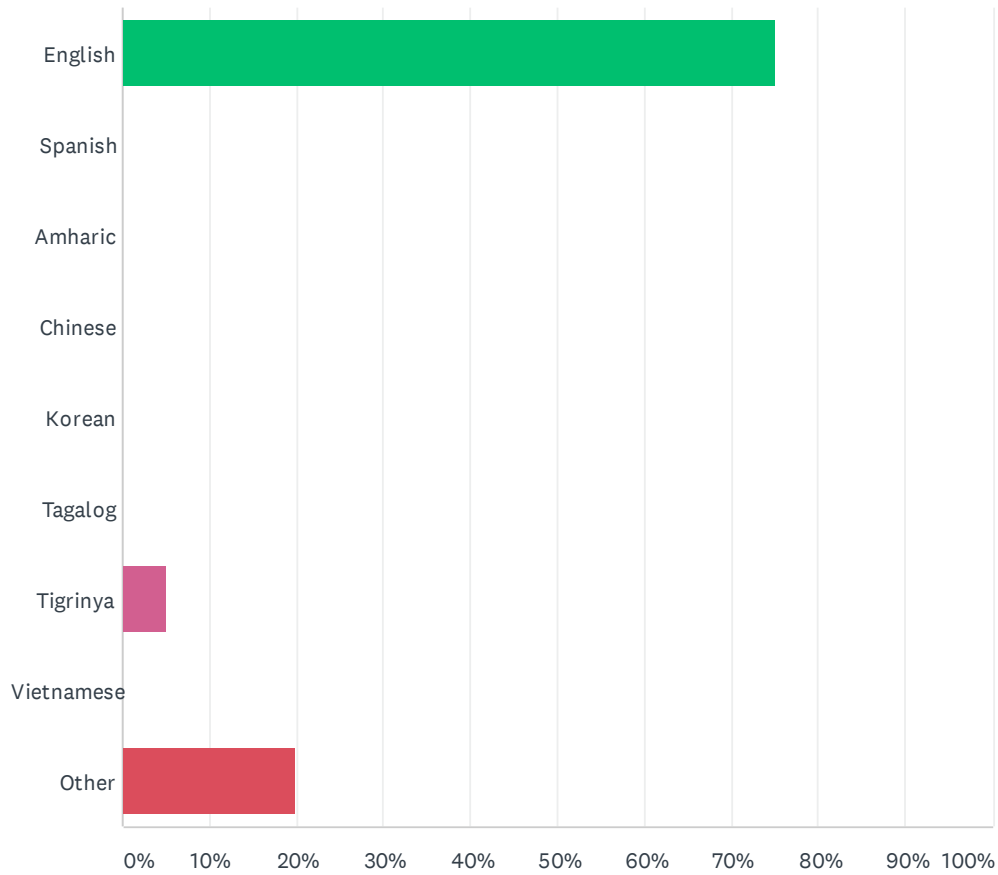
Answered: 121 Skipped: 0



ANSWER CHOICES	RESPONSES	
American Indian/Alaskan Native	0.00%	0
Asian	0.00%	0
Pacific Islander/Native Hawaiian	0.00%	0
Black/African-American	0.00%	0
Hispanic/Latinx of any race	0.00%	0
White	0.00%	0
Two or more races	0.00%	0
Other	100.00%	121
TOTAL		121

Q7 What is your primary home language?

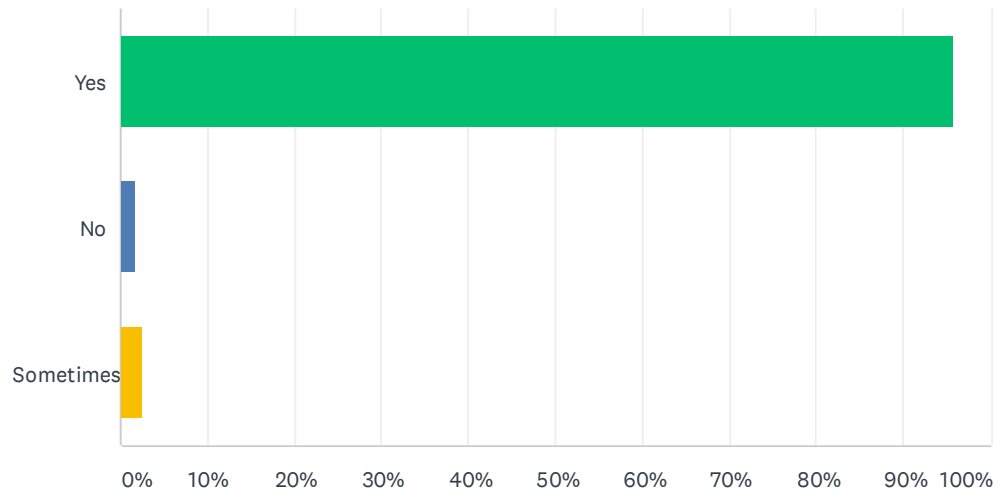
Answered: 121 Skipped: 0



ANSWER CHOICES	RESPONSES	
English	75.21%	91
Spanish	0.00%	0
Amharic	0.00%	0
Chinese	0.00%	0
Korean	0.00%	0
Tagalog	0.00%	0
Tigrinya	4.96%	6
Vietnamese	0.00%	0
Other	19.83%	24
TOTAL		121

Q8 Do you receive information from your child’s school and the school district in a language you understand?

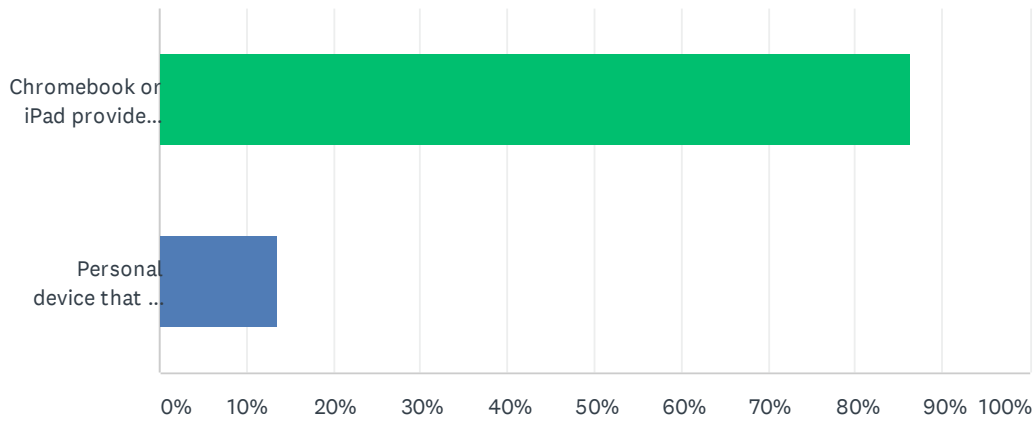
Answered: 118 Skipped: 3



ANSWER CHOICES		RESPONSES	
Yes		95.76%	113
No		1.69%	2
Sometimes		2.54%	3
TOTAL			118

Q9 Is your child using a school-issued or personal Chromebook or iPad for remote learning?

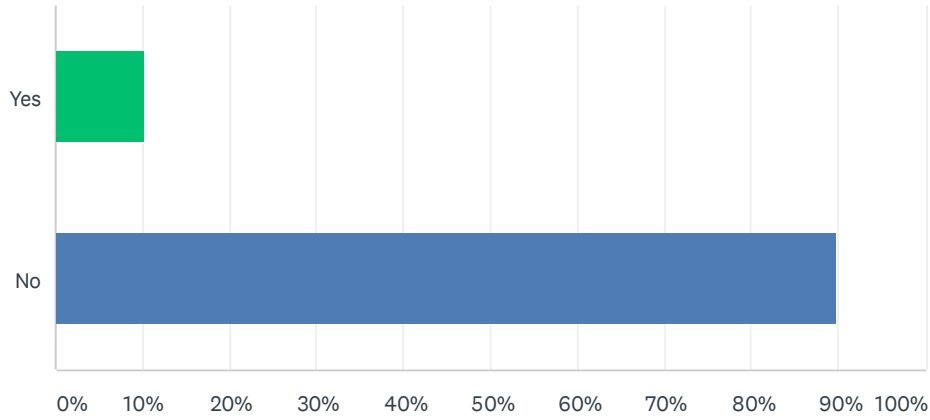
Answered: 118 Skipped: 3



ANSWER CHOICES	RESPONSES	
Chromebook or iPad provided by their school/district	86.44%	102
Personal device that we own	13.56%	16
TOTAL		118

Q10 Did you check out a WiFi hotspot from your school or district?

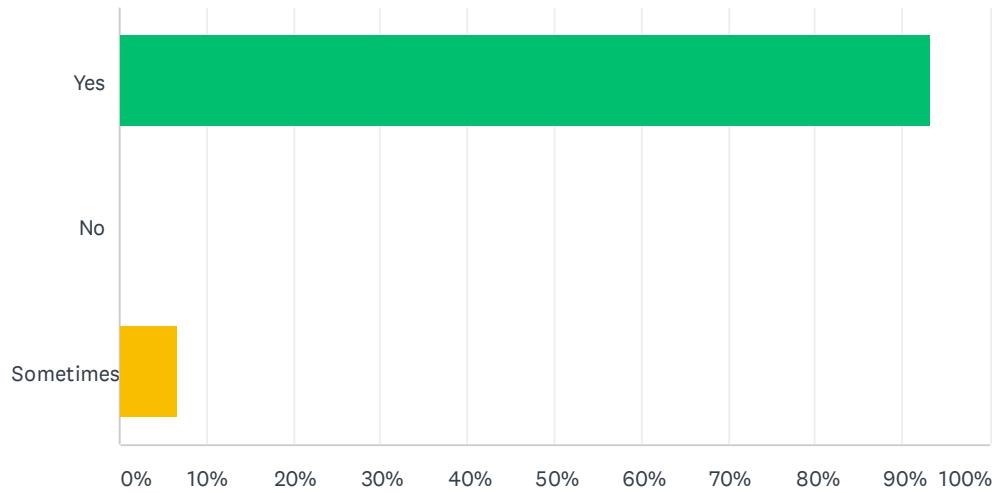
Answered: 118 Skipped: 3



ANSWER CHOICES		RESPONSES	
Yes		10.17%	12
No		89.83%	106
TOTAL			118

Q11 Is your child currently able to access the internet for remote learning?

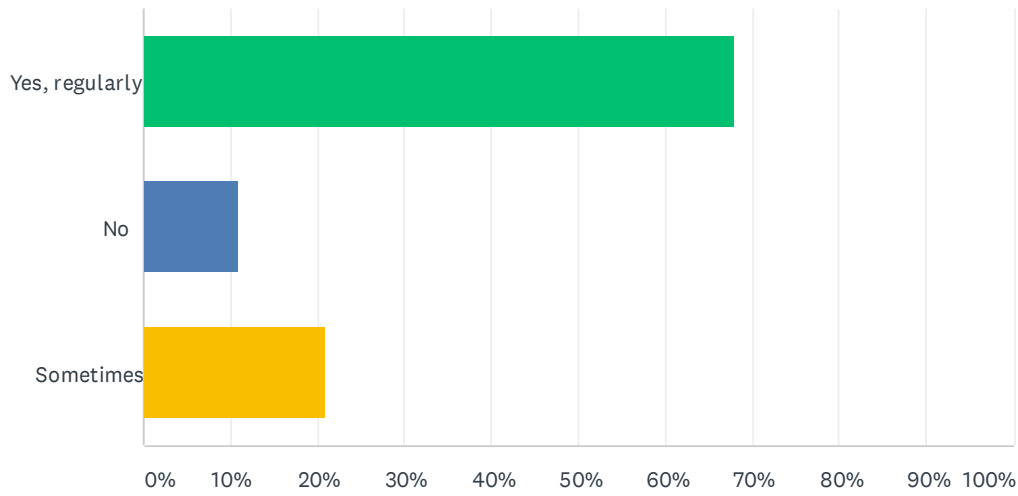
Answered: 119 Skipped: 2



ANSWER CHOICES	RESPONSES	
Yes	93.28%	111
No	0.00%	0
Sometimes	6.72%	8
TOTAL		119

Q12 Do you use the parent/guardian Canvas or Seesaw app or website to monitor/support your child's schoolwork?

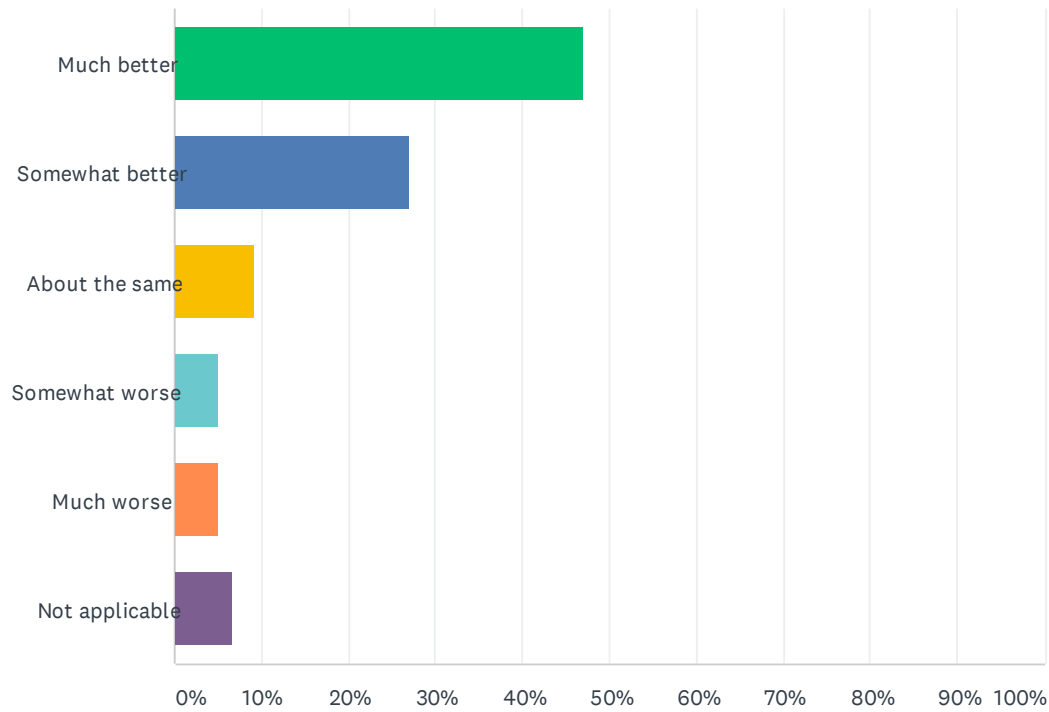
Answered: 119 Skipped: 2



ANSWER CHOICES	RESPONSES	
Yes, regularly	68.07%	81
No	10.92%	13
Sometimes	21.01%	25
TOTAL		119

Q13 Compared to your child’s remote learning experience in the spring, your child’s learning experience this fall has been:

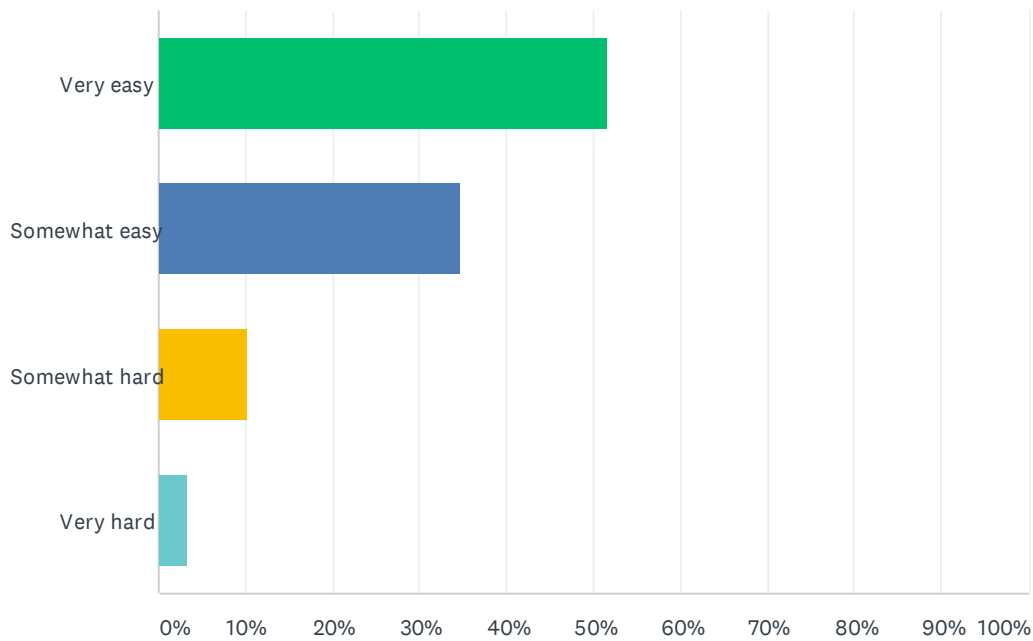
Answered: 119 Skipped: 2



ANSWER CHOICES	RESPONSES	
Much better	47.06%	56
Somewhat better	26.89%	32
About the same	9.24%	11
Somewhat worse	5.04%	6
Much worse	5.04%	6
Not applicable	6.72%	8
TOTAL		119

Q14 How easy or hard has it been for your child to find their class links, such as ClassLink, Canvas, Seesaw or Zoom?

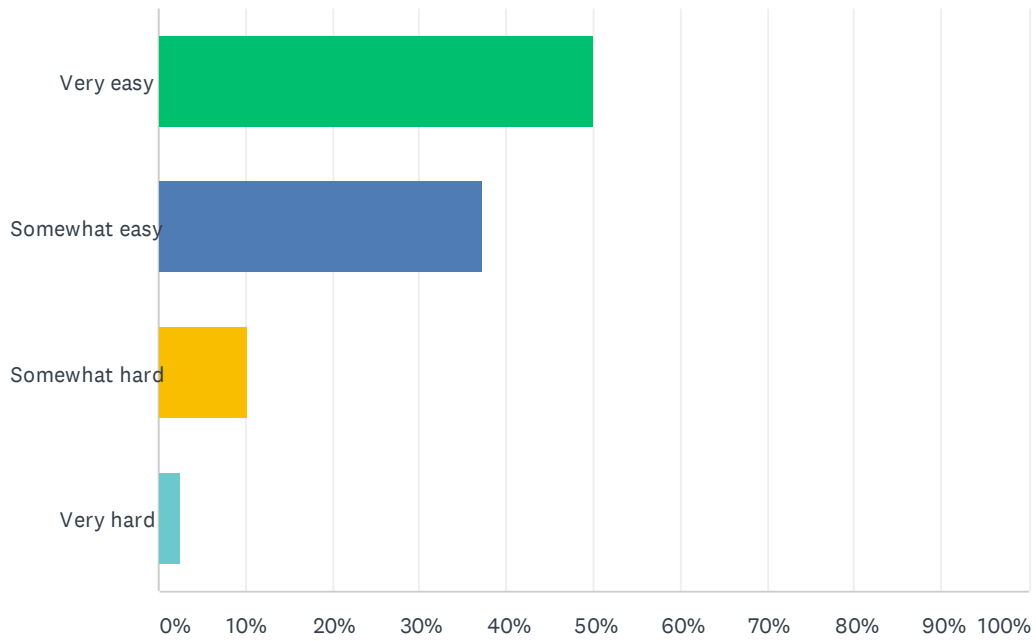
Answered: 118 Skipped: 3



ANSWER CHOICES	RESPONSES
Very easy	51.69% 61
Somewhat easy	34.75% 41
Somewhat hard	10.17% 12
Very hard	3.39% 4
TOTAL	118

Q15 How easy or hard has it been for your child to find their class assignments?

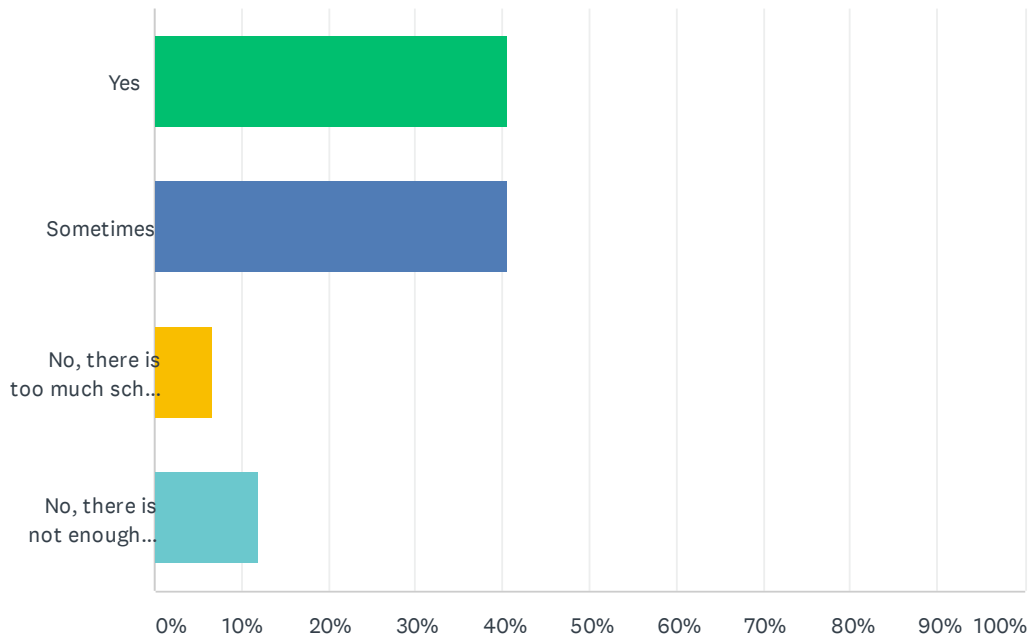
Answered: 118 Skipped: 3



ANSWER CHOICES	RESPONSES	
Very easy	50.00%	59
Somewhat easy	37.29%	44
Somewhat hard	10.17%	12
Very hard	2.54%	3
TOTAL		118

Q16 Do you feel your child has an appropriate level of school work in the current remote learning model?

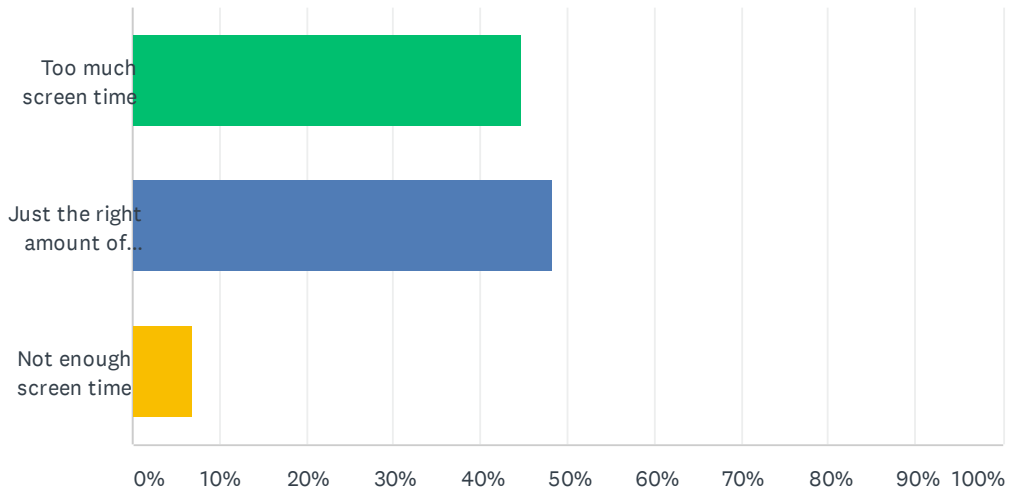
Answered: 118 Skipped: 3



ANSWER CHOICES	RESPONSES	
Yes	40.68%	48
Sometimes	40.68%	48
No, there is too much school work	6.78%	8
No, there is not enough school work	11.86%	14
TOTAL		118

Q17 My child's remote learning schedule requires:

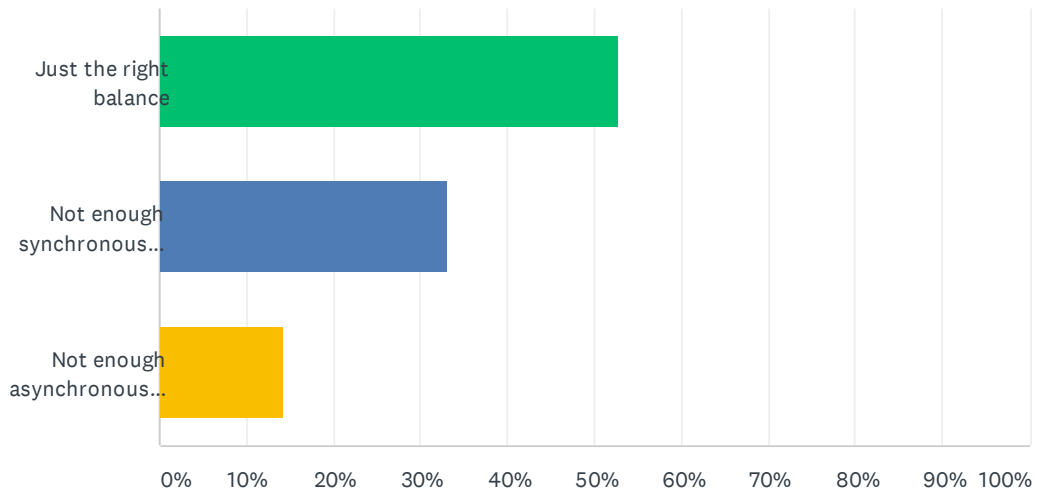
Answered: 116 Skipped: 5



ANSWER CHOICES	RESPONSES	
Too much screen time	44.83%	52
Just the right amount of screen time	48.28%	56
Not enough screen time	6.90%	8
TOTAL		116

Q18 I feel my child’s mix of synchronous (teacher-led) and asynchronous (teacher-directed) time is:

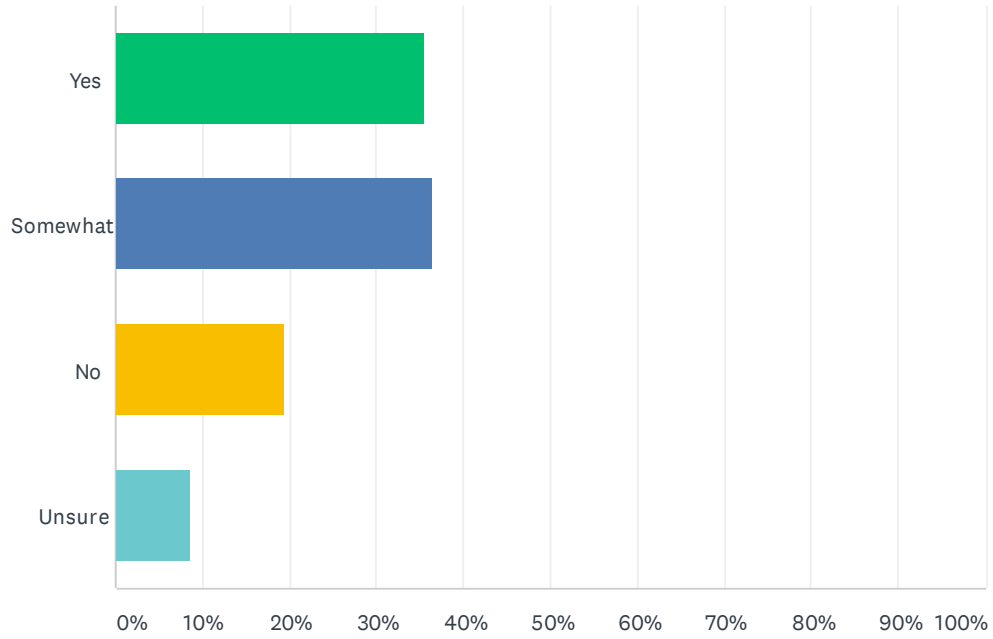
Answered: 112 Skipped: 9



ANSWER CHOICES	RESPONSES	
Just the right balance	52.68%	59
Not enough synchronous time	33.04%	37
Not enough asynchronous time	14.29%	16
TOTAL		112

Q19 I feel my child is progressing in their learning:

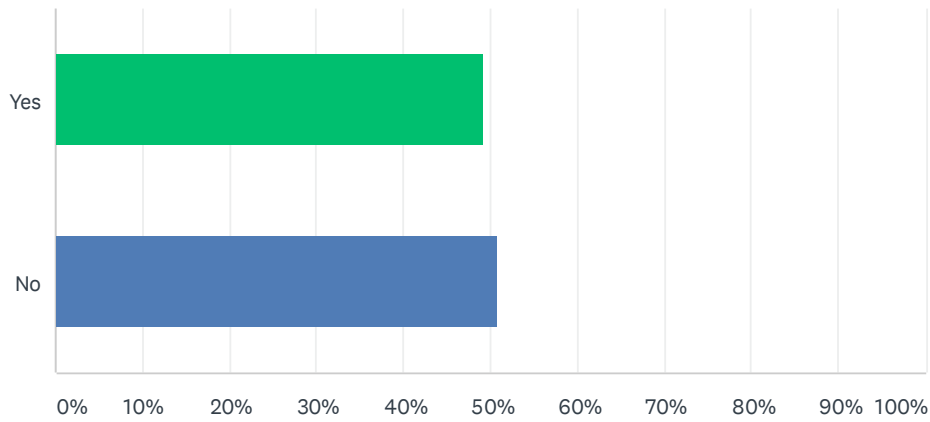
Answered: 118 Skipped: 3



ANSWER CHOICES	RESPONSES	
Yes	35.59%	42
Somewhat	36.44%	43
No	19.49%	23
Unsure	8.47%	10
TOTAL		118

Q20 Have you experienced any technology issues that have prevented your child from accessing their class or learning tools for a period of time?

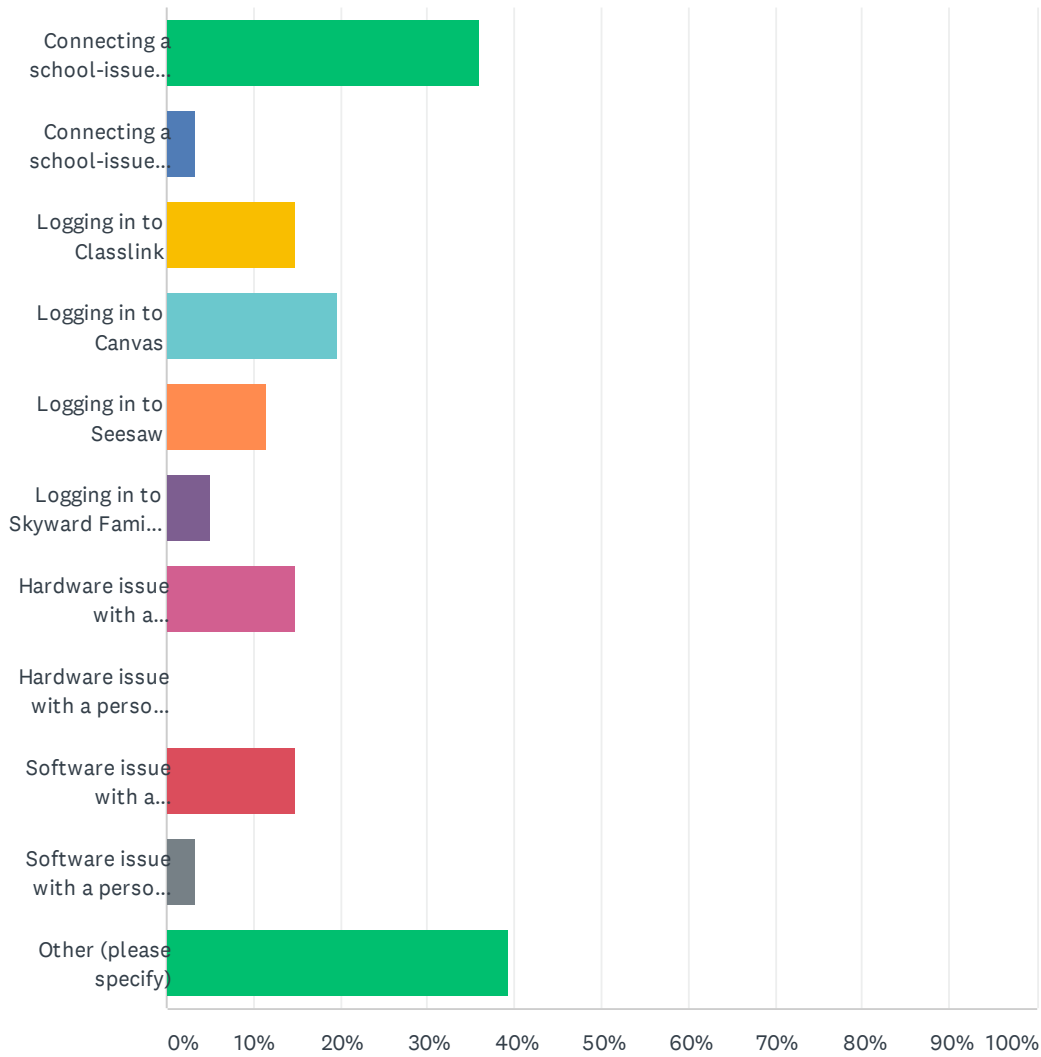
Answered: 118 Skipped: 3



ANSWER CHOICES	RESPONSES	
Yes	49.15%	58
No	50.85%	60
TOTAL		118

Q21 If you answered YES to the previous question, please indicate the type/s of technology issues you or your child has experienced: (select all that apply)

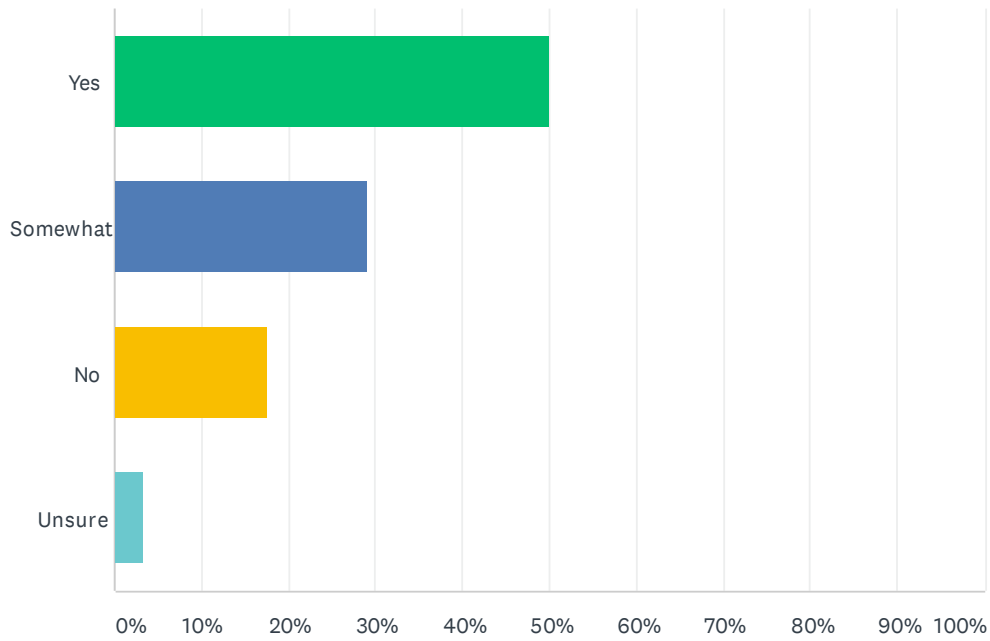
Answered: 61 Skipped: 60



ANSWER CHOICES	RESPONSES	
Connecting a school-issued Chromebook/iPad to home internet	36.07%	22
Connecting a school-issued Chromebook/iPad to a school-issued wifi hotspot	3.28%	2
Logging in to Classlink	14.75%	9
Logging in to Canvas	19.67%	12
Logging in to Seesaw	11.48%	7
Logging in to Skyward Family Access	4.92%	3
Hardware issue with a school-issued Chromebook/iPad	14.75%	9
Hardware issue with a personal computer/device owned by the student or family	0.00%	0
Software issue with a school-issued Chromebook/iPad	14.75%	9
Software issue with a personal computer/device owned by the student or family	3.28%	2
Other (please specify)	39.34%	24
Total Respondents: 61		

Q22 As a parent/guardian, I am provided enough information to support my child with remote learning:

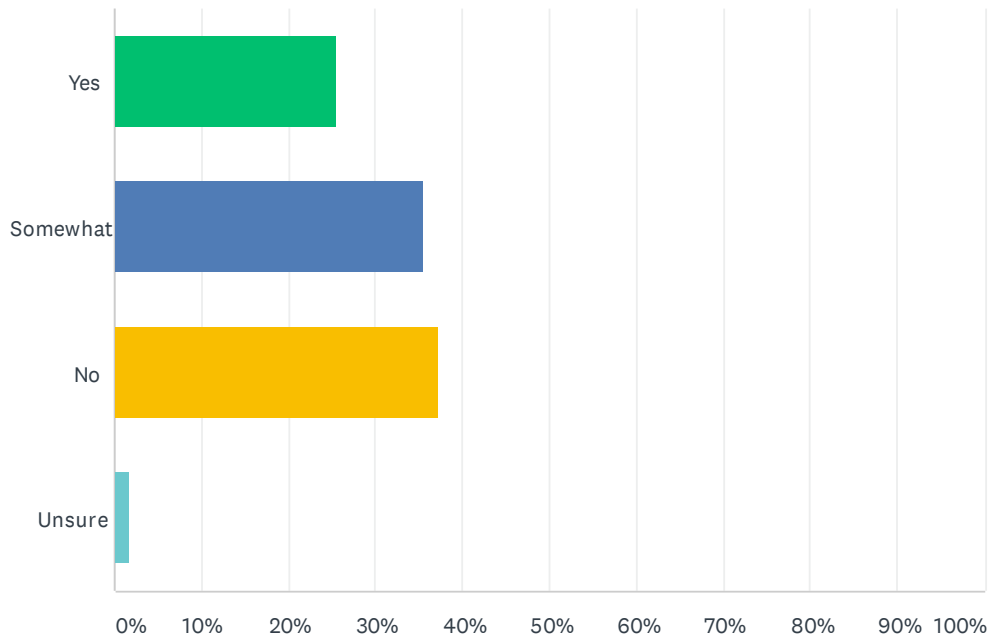
Answered: 120 Skipped: 1



ANSWER CHOICES	RESPONSES	
Yes	50.00%	60
Somewhat	29.17%	35
No	17.50%	21
Unsure	3.33%	4
TOTAL		120

Q23 Do you feel your child’s social and emotional needs are being supported by their school during this period of remote learning?

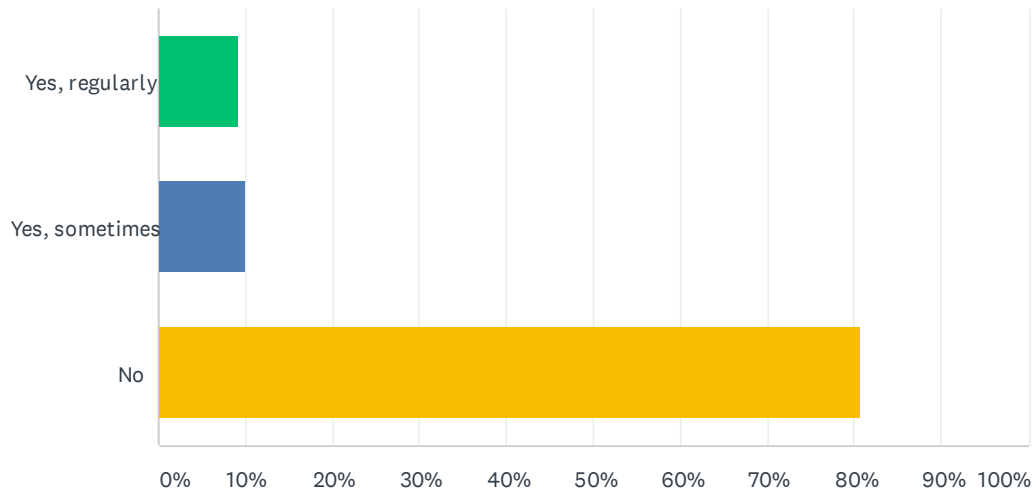
Answered: 121 Skipped: 0



ANSWER CHOICES	RESPONSES	
Yes	25.62%	31
Somewhat	35.54%	43
No	37.19%	45
Unsure	1.65%	2
TOTAL		121

Q24 Has your family accessed school meals during remote learning this fall?

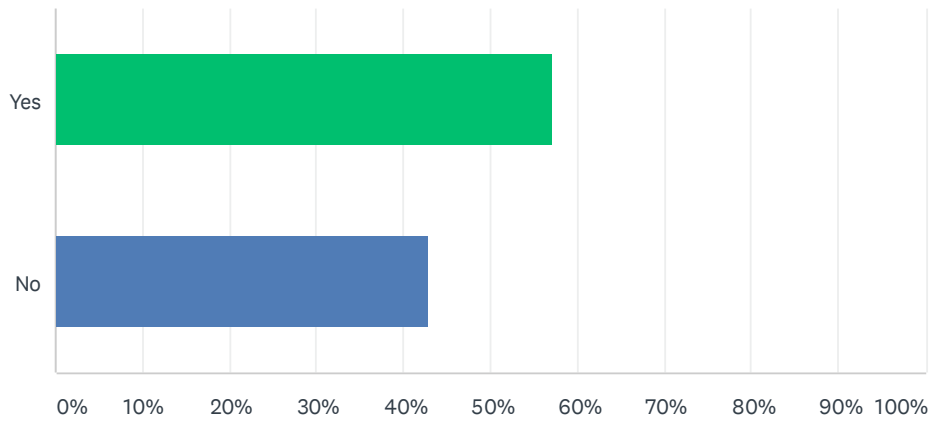
Answered: 120 Skipped: 1



ANSWER CHOICES	RESPONSES	
Yes, regularly	9.17%	11
Yes, sometimes	10.00%	12
No	80.83%	97
TOTAL		120

Q25 Did you attend or watch a recording of one of our Family Academy webinars at the beginning of the school year?

Answered: 121 Skipped: 0



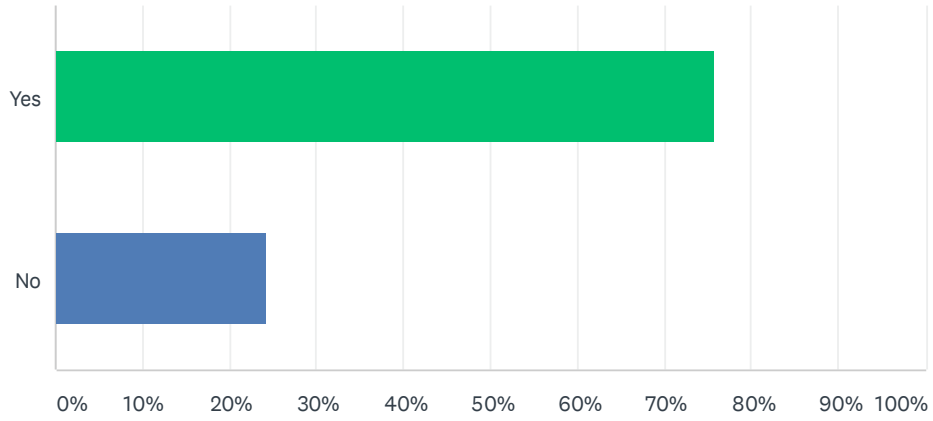
ANSWER CHOICES	RESPONSES	
Yes	57.02%	69
No	42.98%	52
TOTAL		121

Q26 If there is a topic you would like to see covered at a future Family Academy, please include it here.

Answered: 21 Skipped: 100

Q27 Have you accessed the Remote Learning Resources webpage on your school or district website?

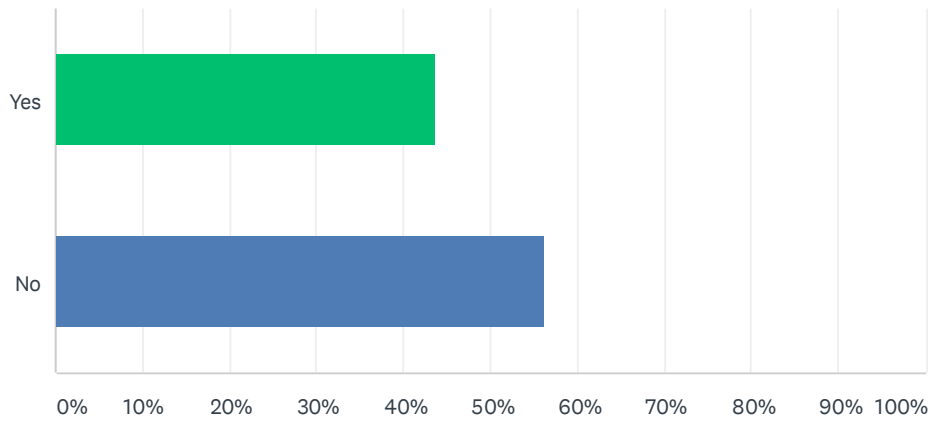
Answered: 120 Skipped: 1



ANSWER CHOICES	RESPONSES	
Yes	75.83%	91
No	24.17%	29
TOTAL		120

Q28 Have you contacted your school regarding any needs your family may have?

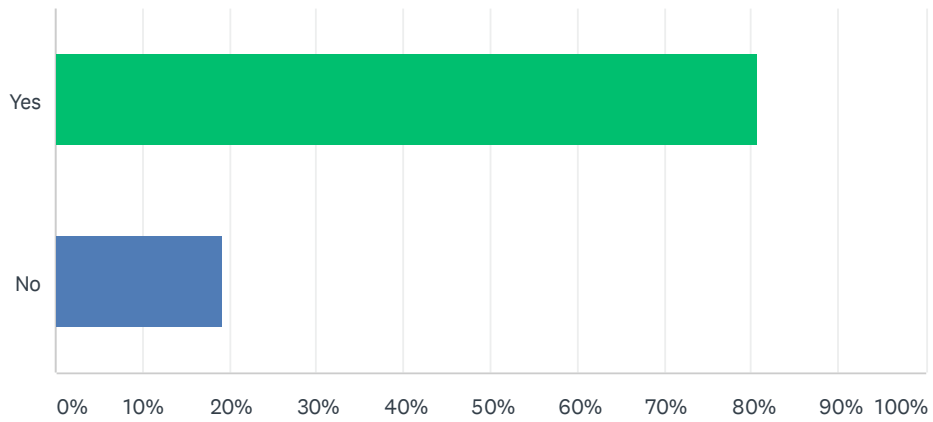
Answered: 121 Skipped: 0



ANSWER CHOICES	RESPONSES	
Yes	43.80%	53
No	56.20%	68
TOTAL		121

Q29 Do you know who to contact at your school if you need resources or support?

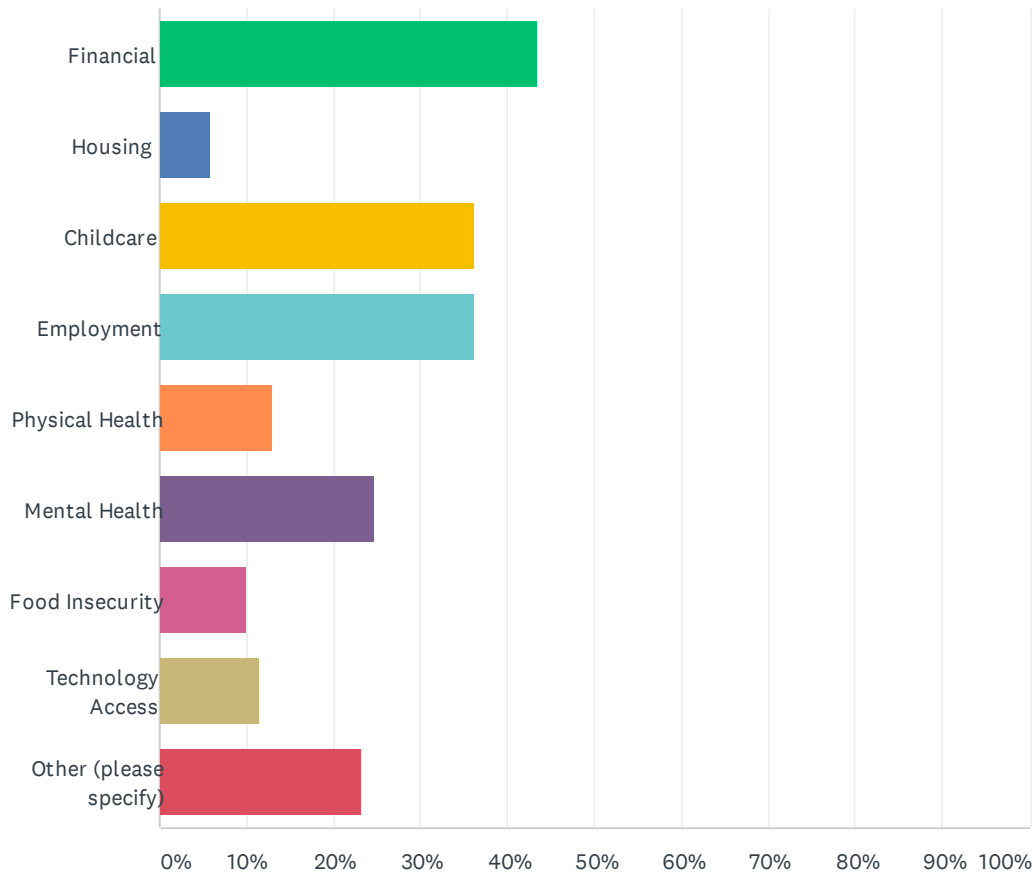
Answered: 119 Skipped: 2



ANSWER CHOICES	RESPONSES	
Yes	80.67%	96
No	19.33%	23
TOTAL		119

Q30 If your family is currently experiencing hardship due to the COVID-19 pandemic, what are those challenges? (select all that apply)

Answered: 69 Skipped: 52



ANSWER CHOICES	RESPONSES	
Financial	43.48%	30
Housing	5.80%	4
Childcare	36.23%	25
Employment	36.23%	25
Physical Health	13.04%	9
Mental Health	24.64%	17
Food Insecurity	10.14%	7
Technology Access	11.59%	8
Other (please specify)	23.19%	16
Total Respondents: 69		