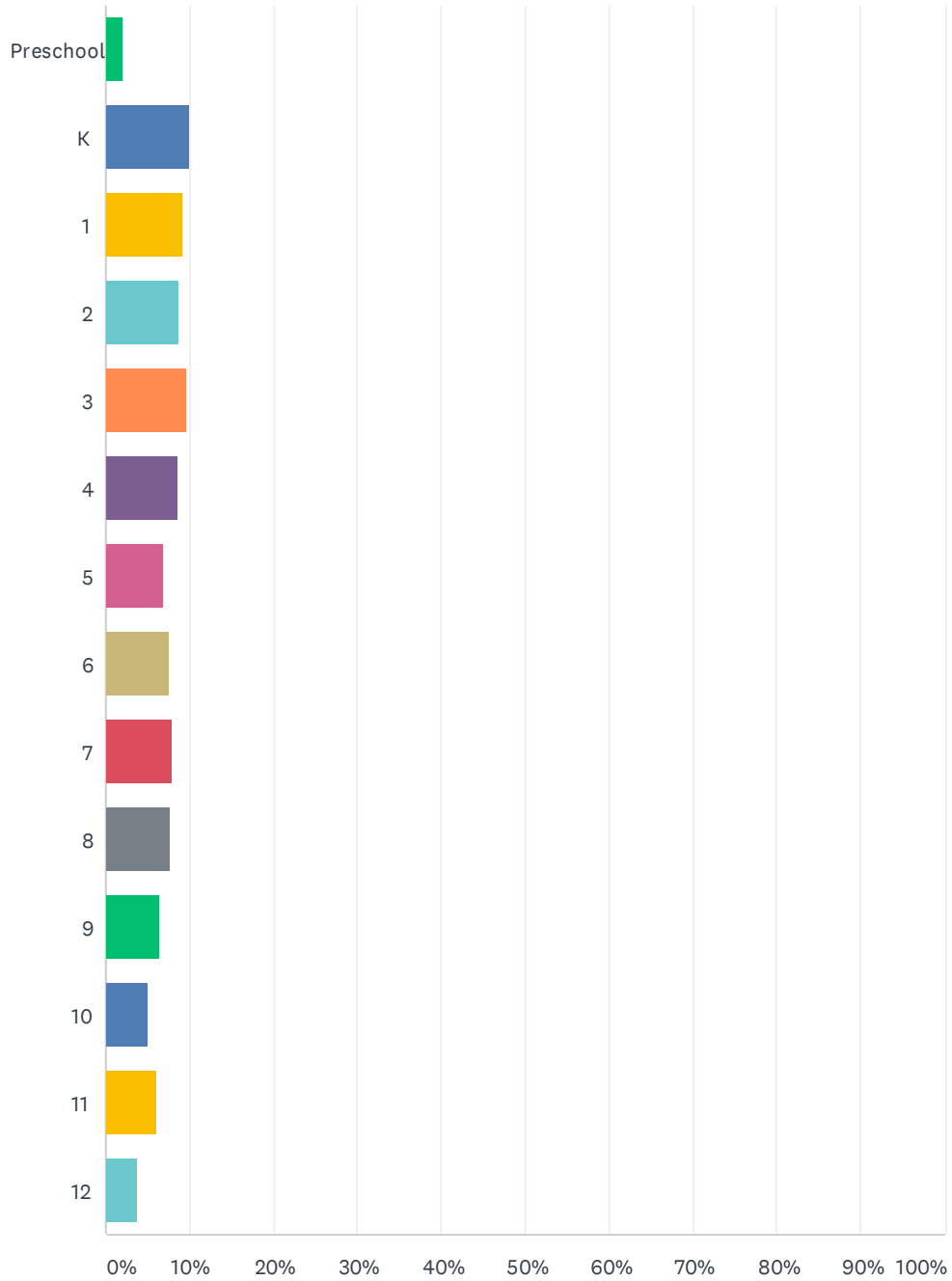


Q1 Please select your child's grade level:

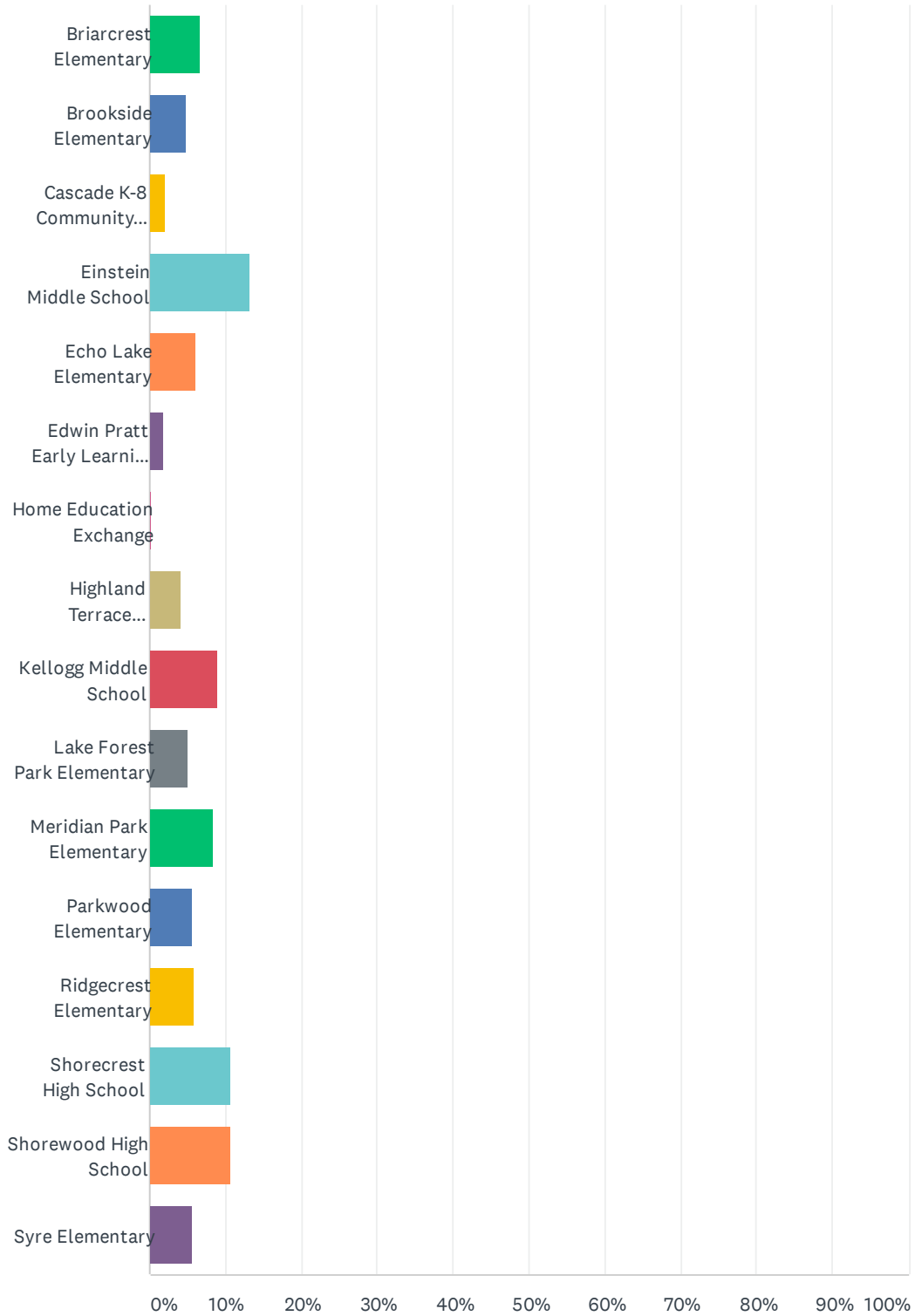
Answered: 1,306 Skipped: 1



ANSWER CHOICES	RESPONSES	
Preschool	1.99%	26
K	10.03%	131
1	9.26%	121
2	8.81%	115
3	9.72%	127
4	8.65%	113
5	6.97%	91
6	7.58%	99
7	7.96%	104
8	7.81%	102
9	6.43%	84
10	4.98%	65
11	6.13%	80
12	3.68%	48
TOTAL		1,306

Q2 Which school does your child attend?

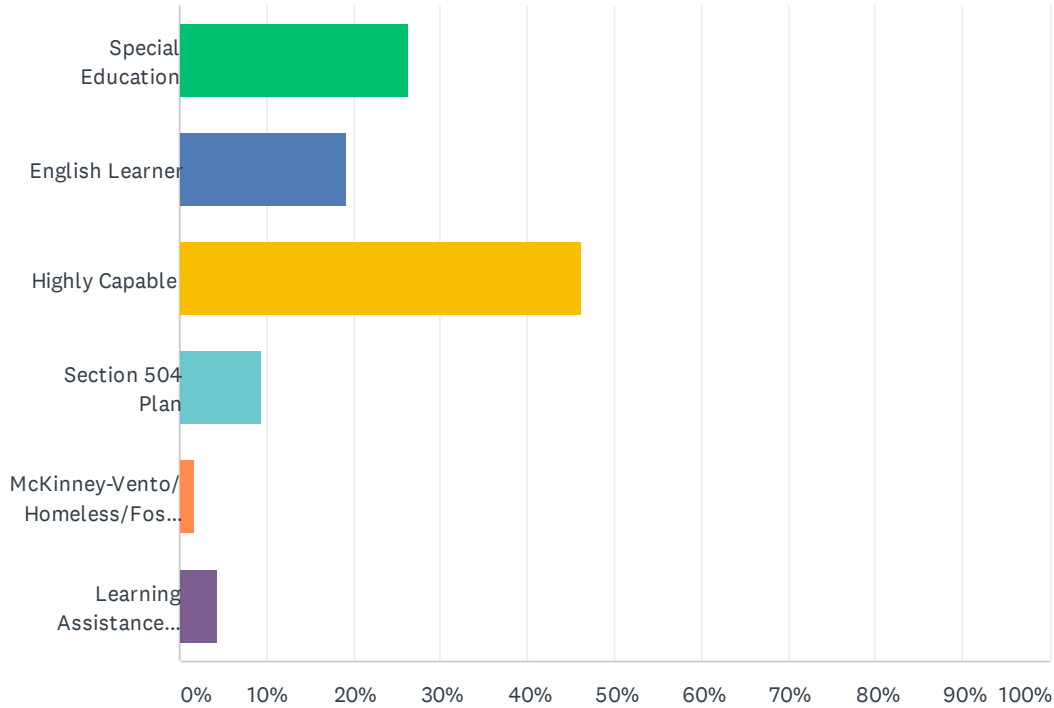
Answered: 1,301 Skipped: 6



ANSWER CHOICES	RESPONSES	
Briarcrest Elementary	6.69%	87
Brookside Elementary	4.84%	63
Cascade K-8 Community School	2.15%	28
Einstein Middle School	13.14%	171
Echo Lake Elementary	6.00%	78
Edwin Pratt Early Learning Center	1.92%	25
Home Education Exchange	0.31%	4
Highland Terrace Elementary	4.15%	54
Kellogg Middle School	9.07%	118
Lake Forest Park Elementary	4.92%	64
Meridian Park Elementary	8.38%	109
Parkwood Elementary	5.61%	73
Ridgecrest Elementary	5.76%	75
Shorecrest High School	10.61%	138
Shorewood High School	10.76%	140
Syre Elementary	5.69%	74
TOTAL		1,301

Q3 If your child is in a special program, please select all that apply.

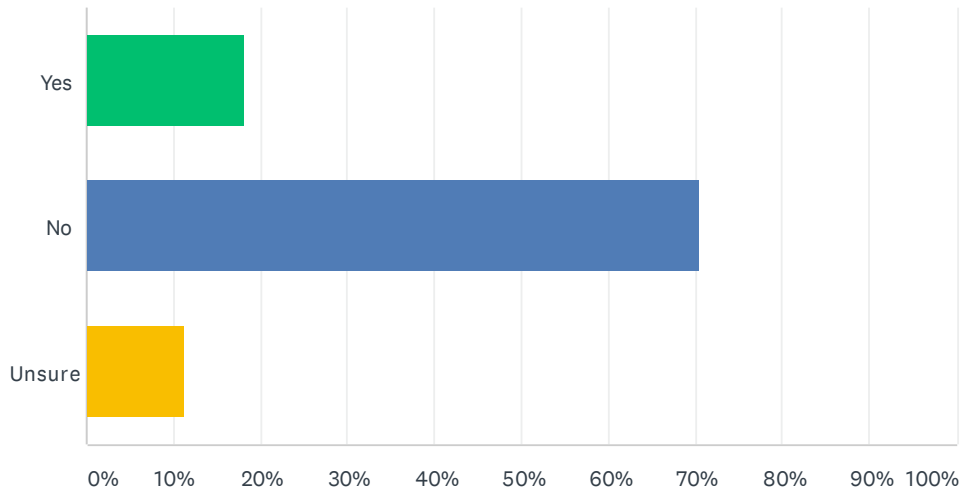
Answered: 379 Skipped: 928



ANSWER CHOICES	RESPONSES	
Special Education	26.39%	100
English Learner	19.26%	73
Highly Capable	46.17%	175
Section 504 Plan	9.50%	36
McKinney-Vento/Homeless/Foster Care	1.58%	6
Learning Assistance Program/Title I	4.49%	17
Total Respondents: 379		

Q4 Does your child qualify for free or reduced-price school meals?

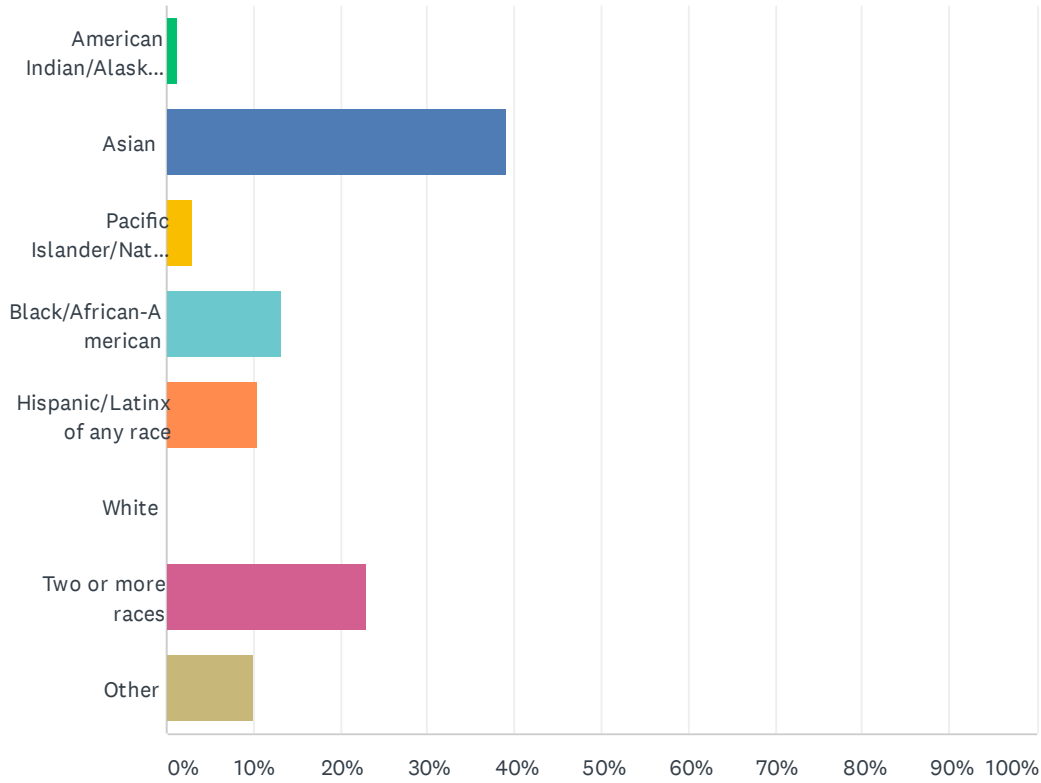
Answered: 1,293 Skipped: 14



ANSWER CHOICES	RESPONSES
Yes	18.17% 235
No	70.46% 911
Unsure	11.37% 147
TOTAL	1,293

Q5 What is your race/ethnic origin?

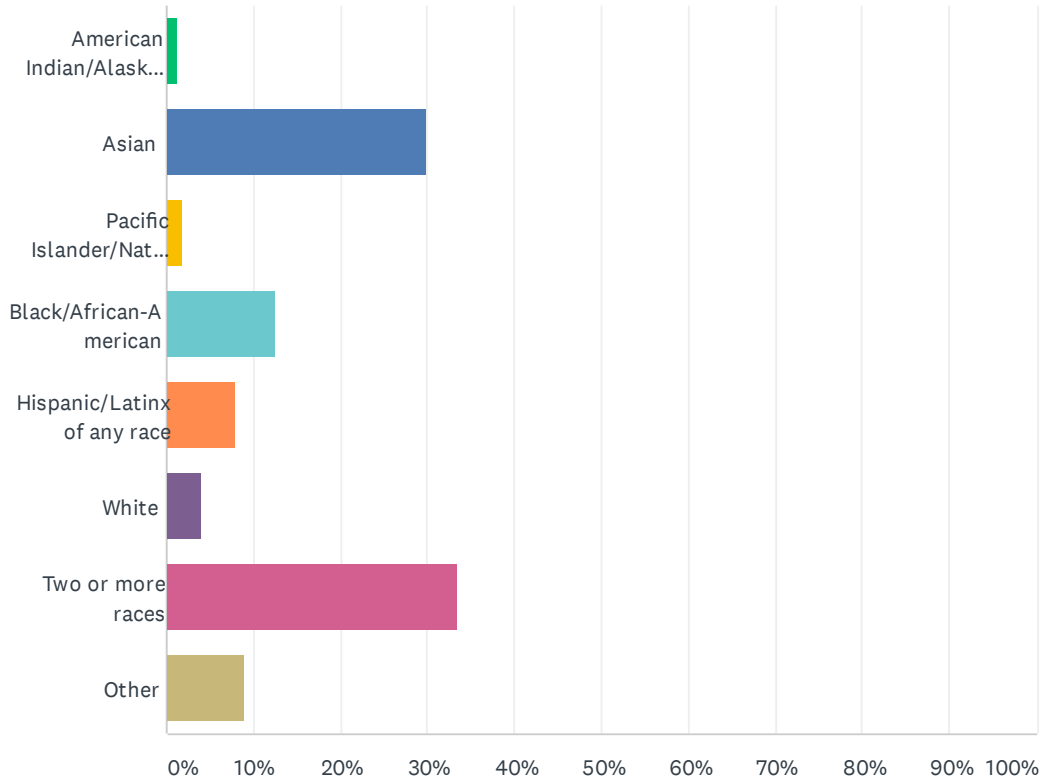
Answered: 1,307 Skipped: 0



ANSWER CHOICES	RESPONSES	
American Indian/Alaskan Native	1.22%	16
Asian	39.17%	512
Pacific Islander/Native Hawaiian	2.91%	38
Black/African-American	13.16%	172
Hispanic/Latinx of any race	10.41%	136
White	0.00%	0
Two or more races	23.11%	302
Other	10.02%	131
TOTAL		1,307

Q6 What is your child's race/ethnic origin?

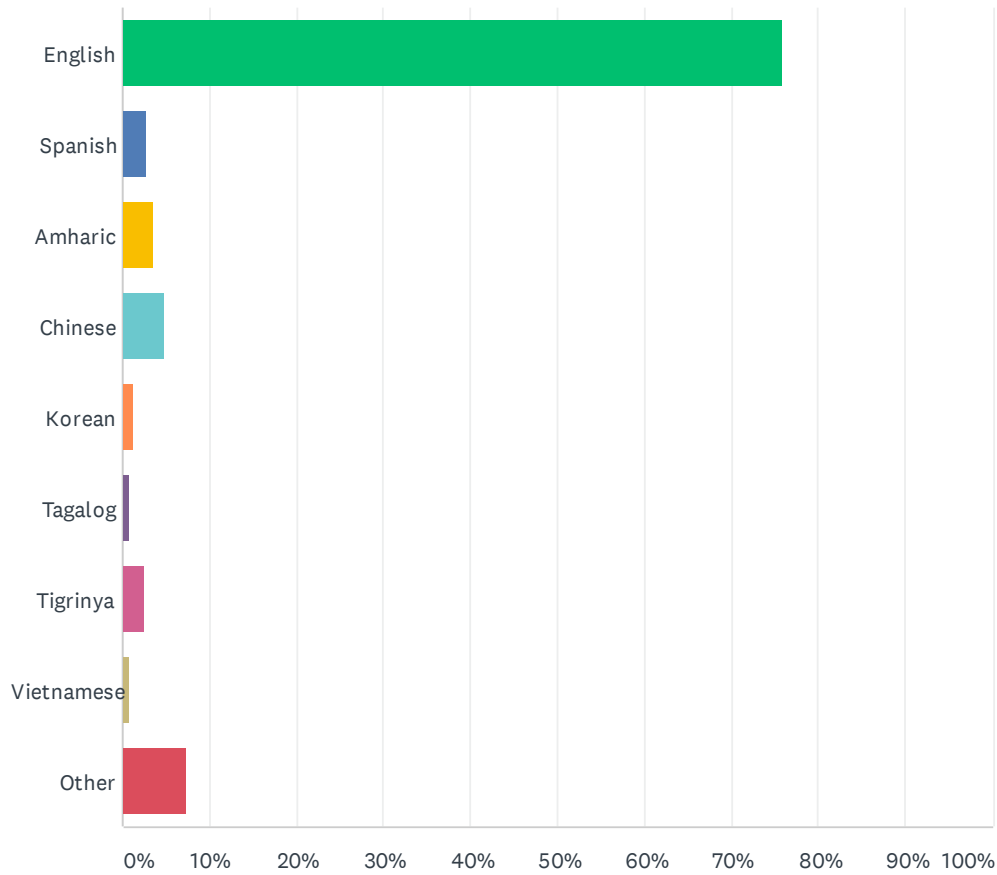
Answered: 1,299 Skipped: 8



ANSWER CHOICES	RESPONSES
American Indian/Alaskan Native	1.23% 16
Asian	29.87% 388
Pacific Islander/Native Hawaiian	1.85% 24
Black/African-American	12.55% 163
Hispanic/Latinx of any race	8.01% 104
White	4.00% 52
Two or more races	33.56% 436
Other	8.93% 116
TOTAL	1,299

Q7 What is your primary home language?

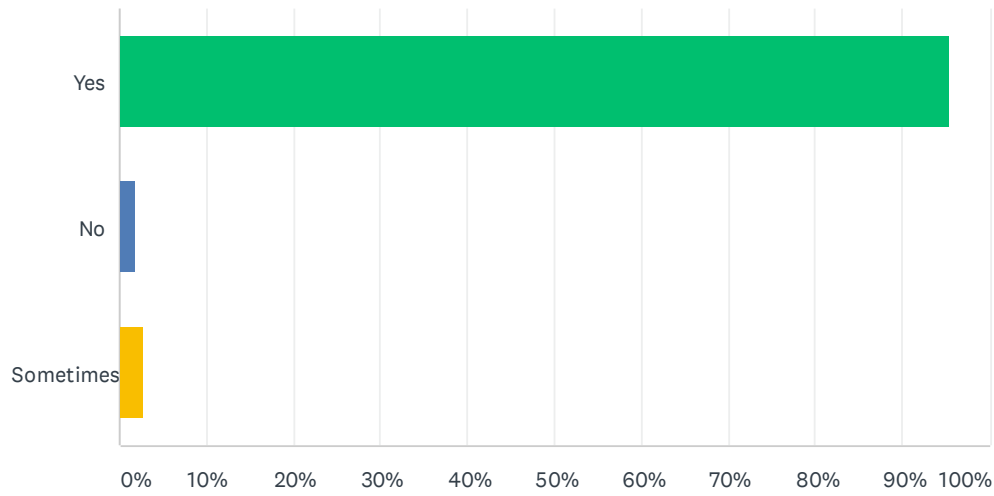
Answered: 1,298 Skipped: 9



ANSWER CHOICES	RESPONSES	
English	76.04%	987
Spanish	2.77%	36
Amharic	3.62%	47
Chinese	4.85%	63
Korean	1.16%	15
Tagalog	0.85%	11
Tigrinya	2.47%	32
Vietnamese	0.92%	12
Other	7.32%	95
TOTAL		1,298

Q8 Do you receive information from your child’s school and the school district in a language you understand?

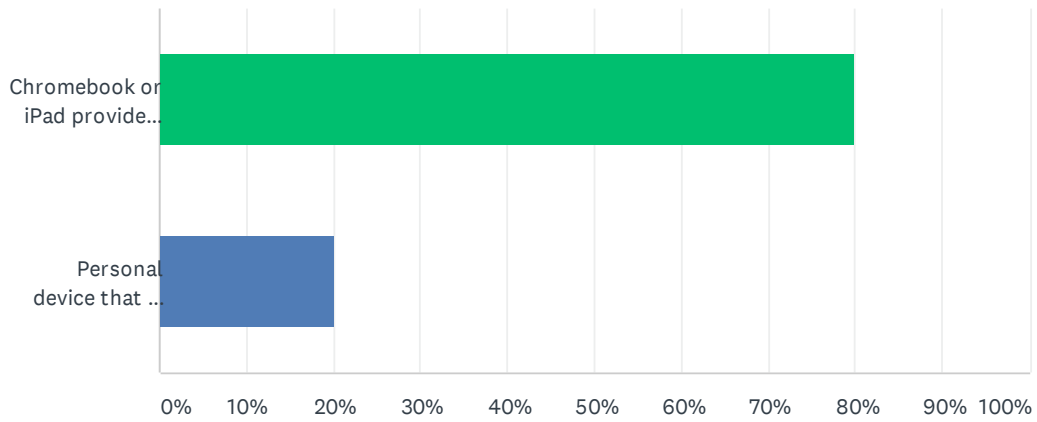
Answered: 1,301 Skipped: 6



ANSWER CHOICES		RESPONSES	
Yes		95.39%	1,241
No		1.84%	24
Sometimes		2.77%	36
TOTAL	TOTAL		1,301

Q9 Is your child using a school-issued or personal Chromebook or iPad for remote learning?

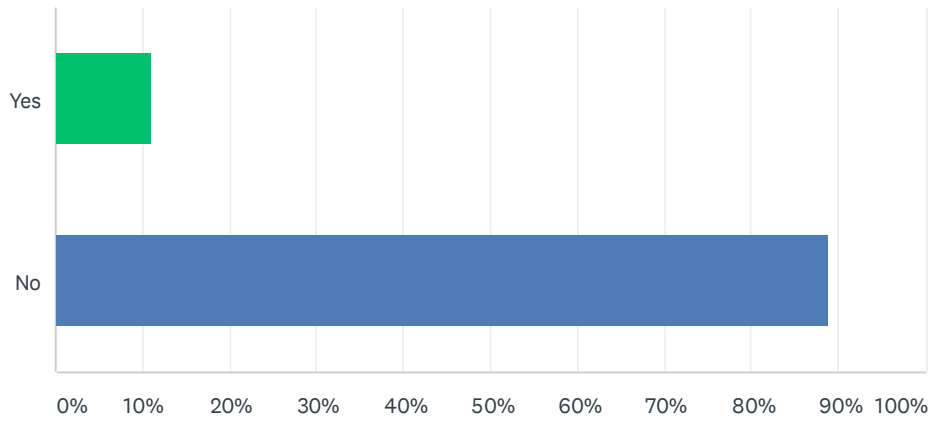
Answered: 1,301 Skipped: 6



ANSWER CHOICES	RESPONSES	
Chromebook or iPad provided by their school/district	80.02%	1,041
Personal device that we own	19.98%	260
TOTAL		1,301

Q10 Did you check out a WiFi hotspot from your school or district?

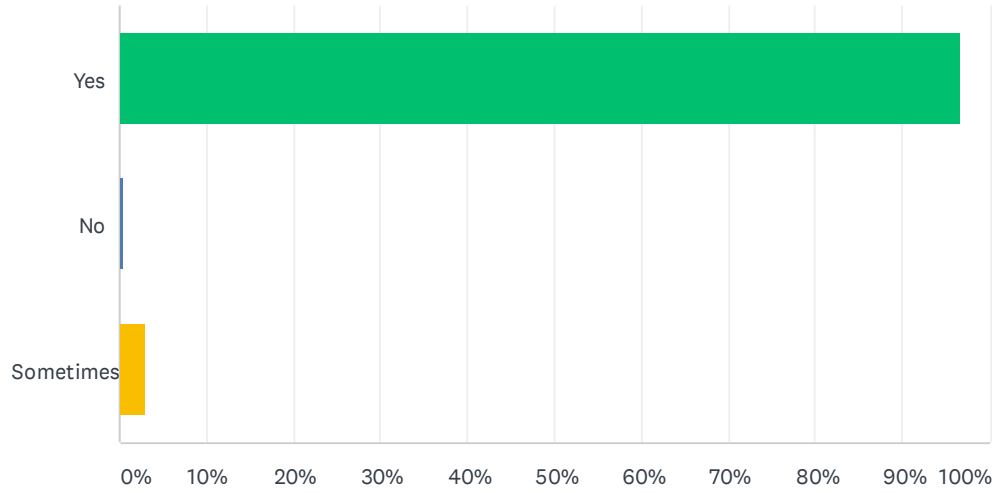
Answered: 1,299 Skipped: 8



ANSWER CHOICES	RESPONSES	
Yes	11.01%	143
No	88.99%	1,156
TOTAL		1,299

Q11 Is your child currently able to access the internet for remote learning?

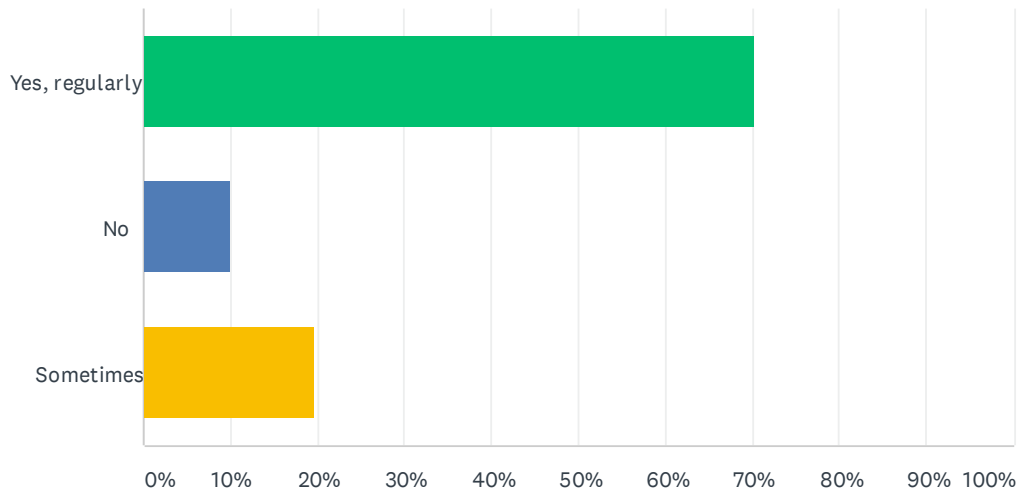
Answered: 1,303 Skipped: 4



ANSWER CHOICES	RESPONSES	
Yes	96.62%	1,259
No	0.38%	5
Sometimes	2.99%	39
TOTAL		1,303

Q12 Do you use the parent/guardian Canvas or Seesaw app or website to monitor/support your child's schoolwork?

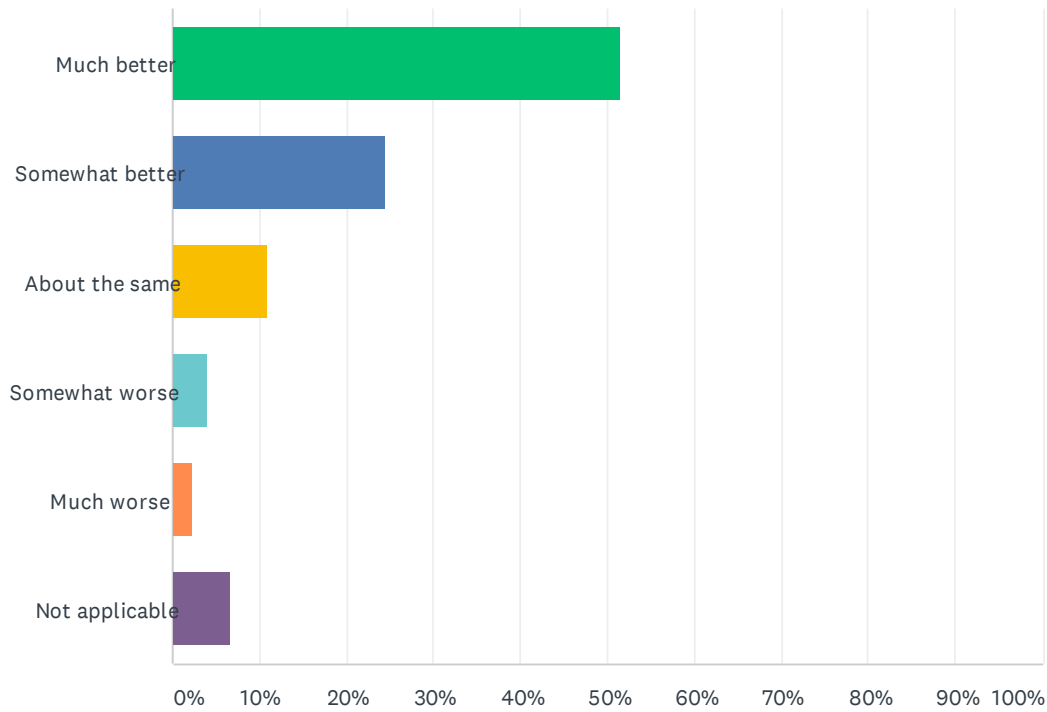
Answered: 1,301 Skipped: 6



ANSWER CHOICES	RESPONSES	
Yes, regularly	70.25%	914
No	9.99%	130
Sometimes	19.75%	257
TOTAL		1,301

Q13 Compared to your child’s remote learning experience in the spring, your child’s learning experience this fall has been:

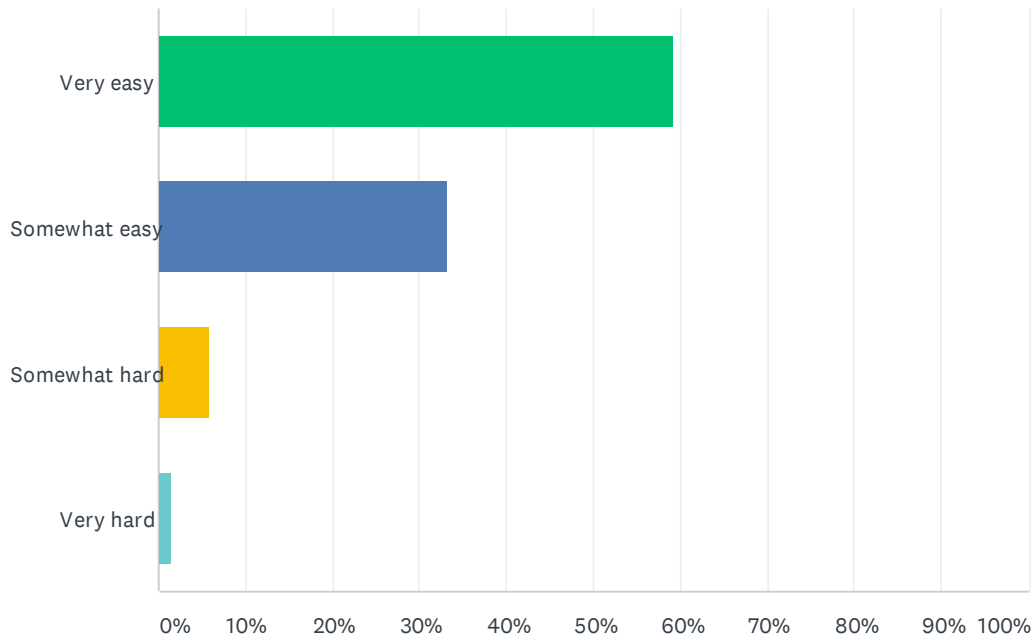
Answered: 1,302 Skipped: 5



ANSWER CHOICES	RESPONSES	
Much better	51.54%	671
Somewhat better	24.58%	320
About the same	10.91%	142
Somewhat worse	4.07%	53
Much worse	2.23%	29
Not applicable	6.68%	87
TOTAL		1,302

Q14 How easy or hard has it been for your child to find their class links, such as ClassLink, Canvas, Seesaw or Zoom?

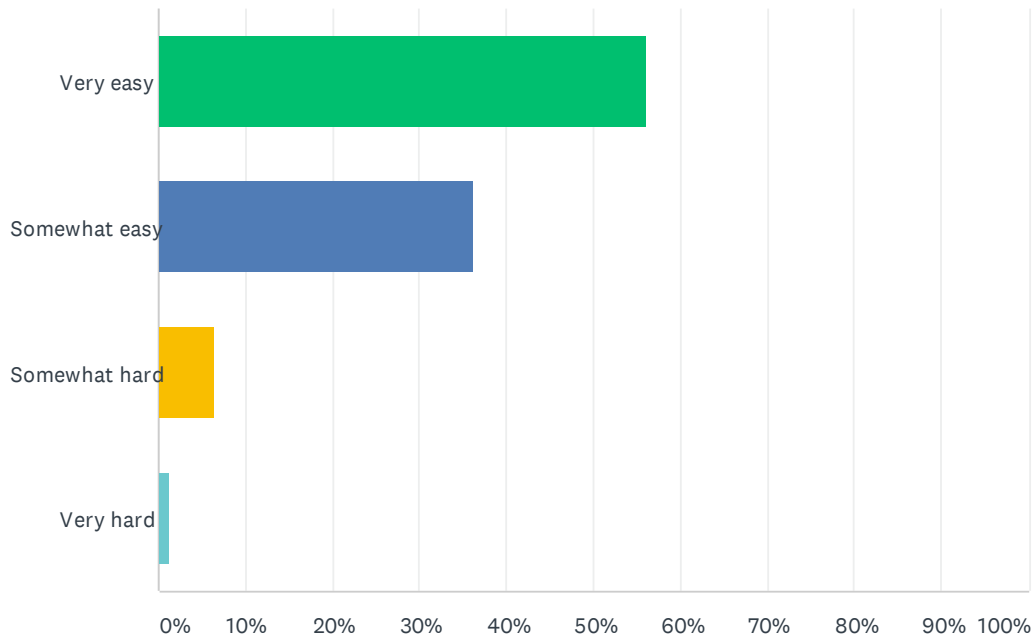
Answered: 1,301 Skipped: 6



ANSWER CHOICES	RESPONSES	
Very easy	59.26%	771
Somewhat easy	33.36%	434
Somewhat hard	5.92%	77
Very hard	1.46%	19
TOTAL		1,301

Q15 How easy or hard has it been for your child to find their class assignments?

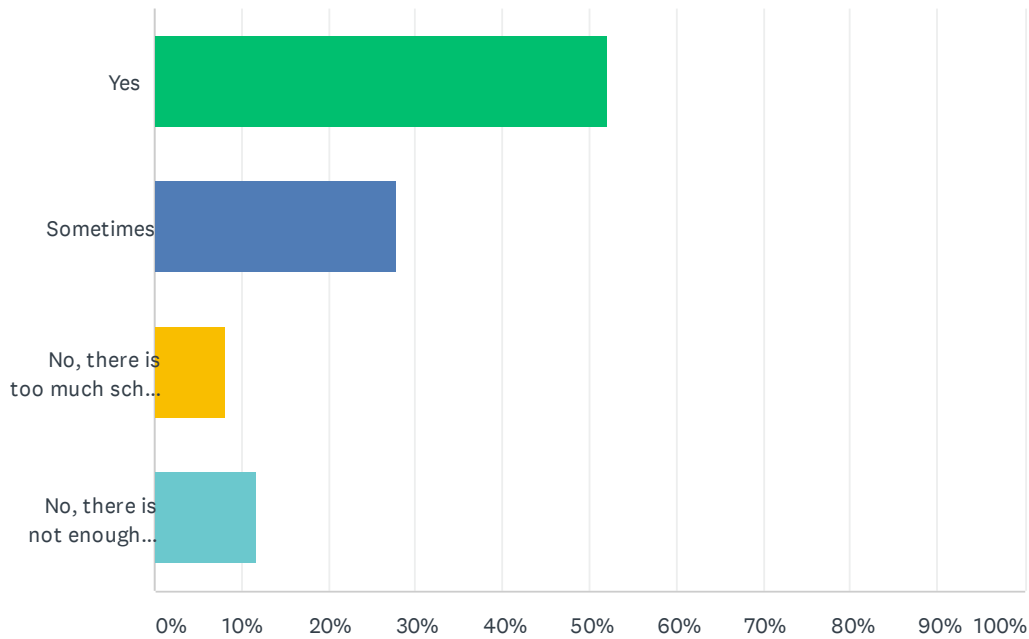
Answered: 1,302 Skipped: 5



ANSWER CHOICES	RESPONSES	
Very easy	55.99%	729
Somewhat easy	36.25%	472
Somewhat hard	6.53%	85
Very hard	1.23%	16
TOTAL		1,302

Q16 Do you feel your child has an appropriate level of school work in the current remote learning model?

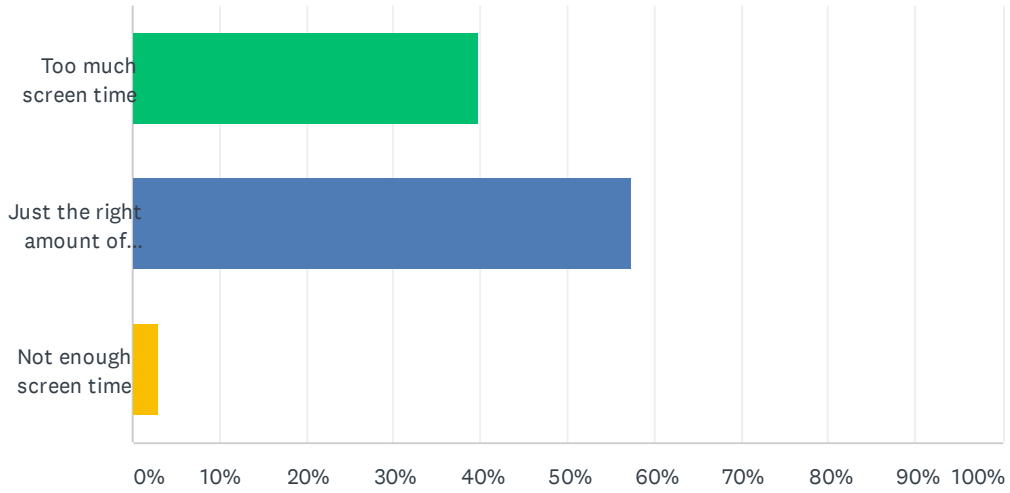
Answered: 1,301 Skipped: 6



ANSWER CHOICES	RESPONSES	
Yes	52.19%	679
Sometimes	27.82%	362
No, there is too much school work	8.22%	107
No, there is not enough school work	11.76%	153
TOTAL		1,301

Q17 My child's remote learning schedule requires:

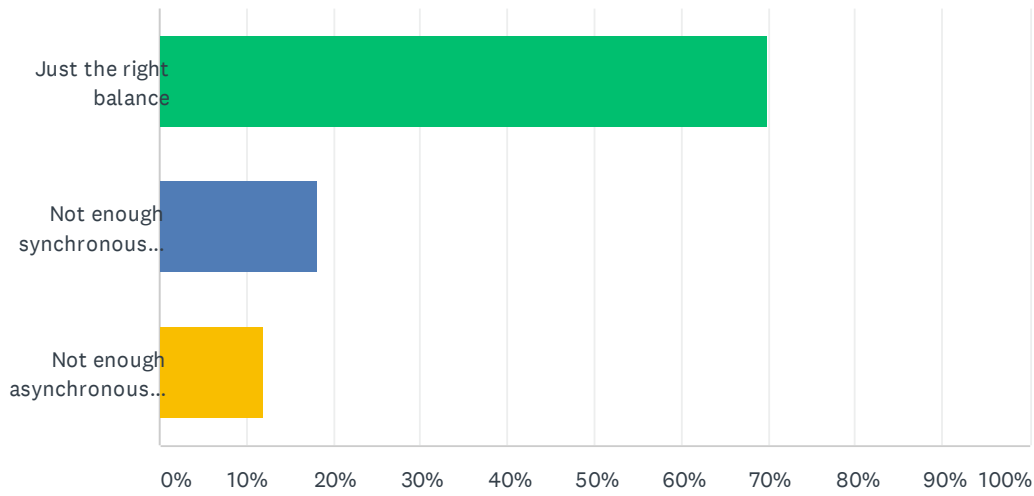
Answered: 1,292 Skipped: 15



ANSWER CHOICES	RESPONSES	
Too much screen time	39.71%	513
Just the right amount of screen time	57.28%	740
Not enough screen time	3.02%	39
TOTAL		1,292

Q18 I feel my child’s mix of synchronous (teacher-led) and asynchronous (teacher-directed) time is:

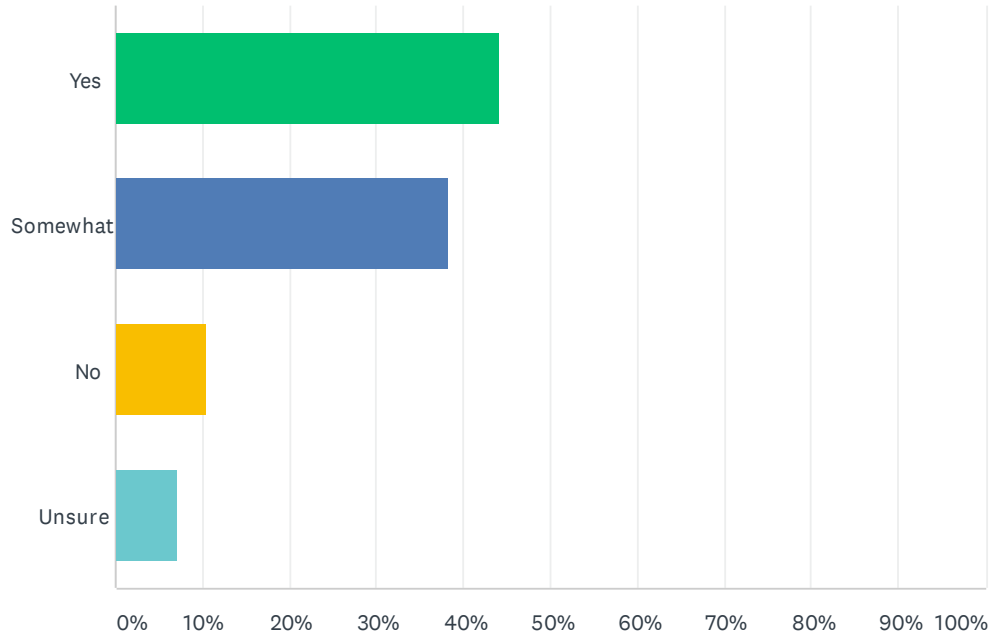
Answered: 1,257 Skipped: 50



ANSWER CHOICES	RESPONSES	
Just the right balance	69.93%	879
Not enough synchronous time	18.14%	228
Not enough asynchronous time	11.93%	150
TOTAL		1,257

Q19 I feel my child is progressing in their learning:

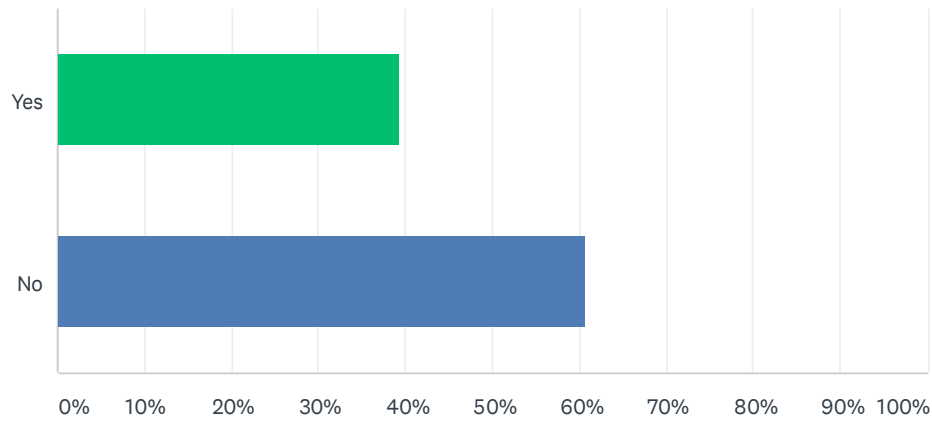
Answered: 1,303 Skipped: 4



ANSWER CHOICES	RESPONSES	
Yes	44.05%	574
Somewhat	38.22%	498
No	10.51%	137
Unsure	7.21%	94
TOTAL		1,303

Q20 Have you experienced any technology issues that have prevented your child from accessing their class or learning tools for a period of time?

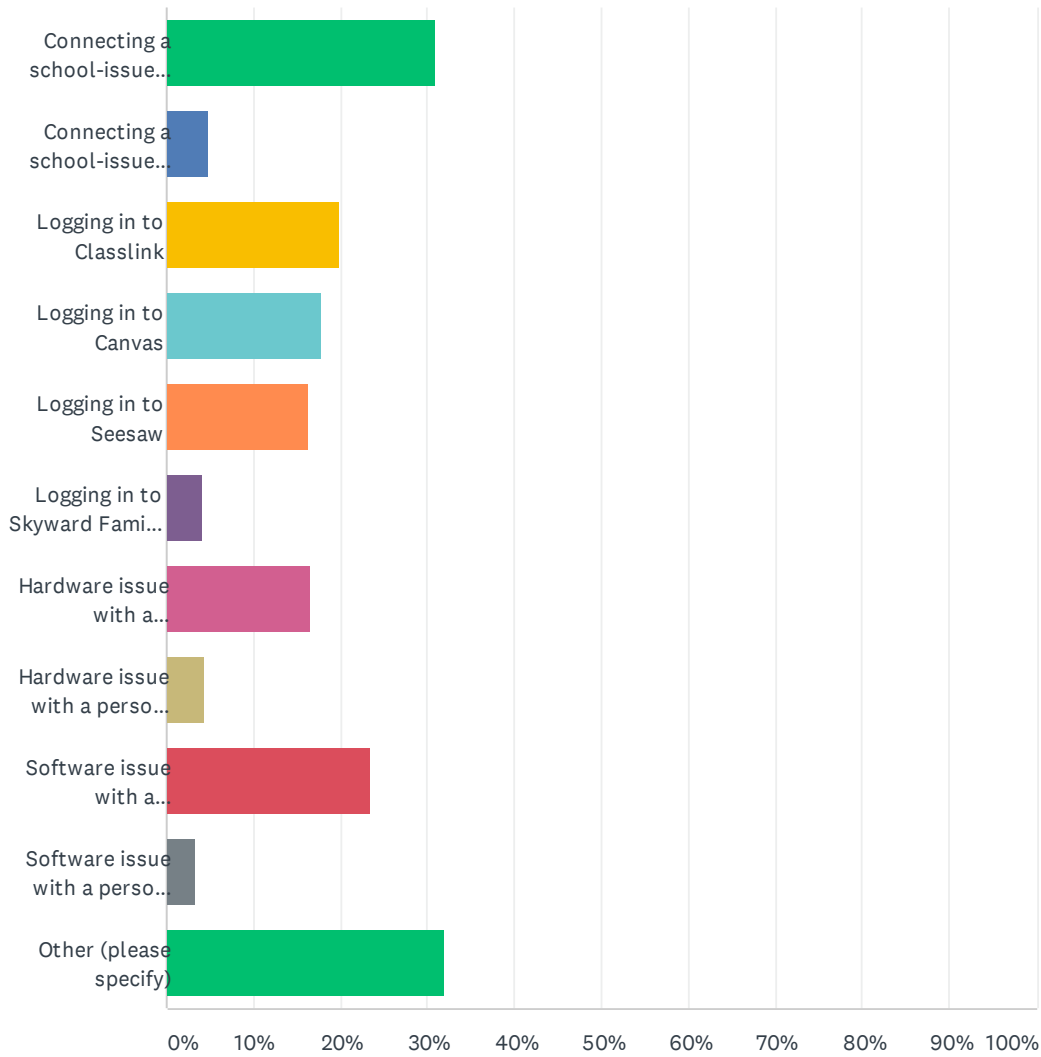
Answered: 1,302 Skipped: 5



ANSWER CHOICES	RESPONSES	
Yes	39.32%	512
No	60.68%	790
TOTAL		1,302

Q21 If you answered YES to the previous question, please indicate the type/s of technology issues you or your child has experienced: (select all that apply)

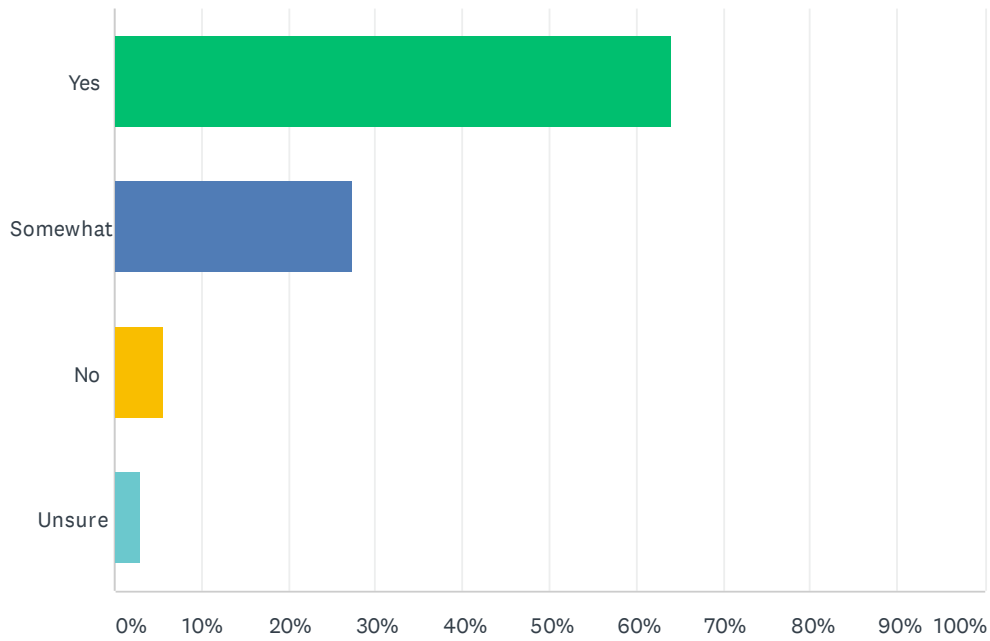
Answered: 524 Skipped: 783



ANSWER CHOICES	RESPONSES	
Connecting a school-issued Chromebook/iPad to home internet	30.92%	162
Connecting a school-issued Chromebook/iPad to a school-issued wifi hotspot	4.77%	25
Logging in to Classlink	19.85%	104
Logging in to Canvas	17.75%	93
Logging in to Seesaw	16.22%	85
Logging in to Skyward Family Access	4.20%	22
Hardware issue with a school-issued Chromebook/iPad	16.60%	87
Hardware issue with a personal computer/device owned by the student or family	4.39%	23
Software issue with a school-issued Chromebook/iPad	23.47%	123
Software issue with a personal computer/device owned by the student or family	3.44%	18
Other (please specify)	32.06%	168
Total Respondents: 524		

Q22 As a parent/guardian, I am provided enough information to support my child with remote learning:

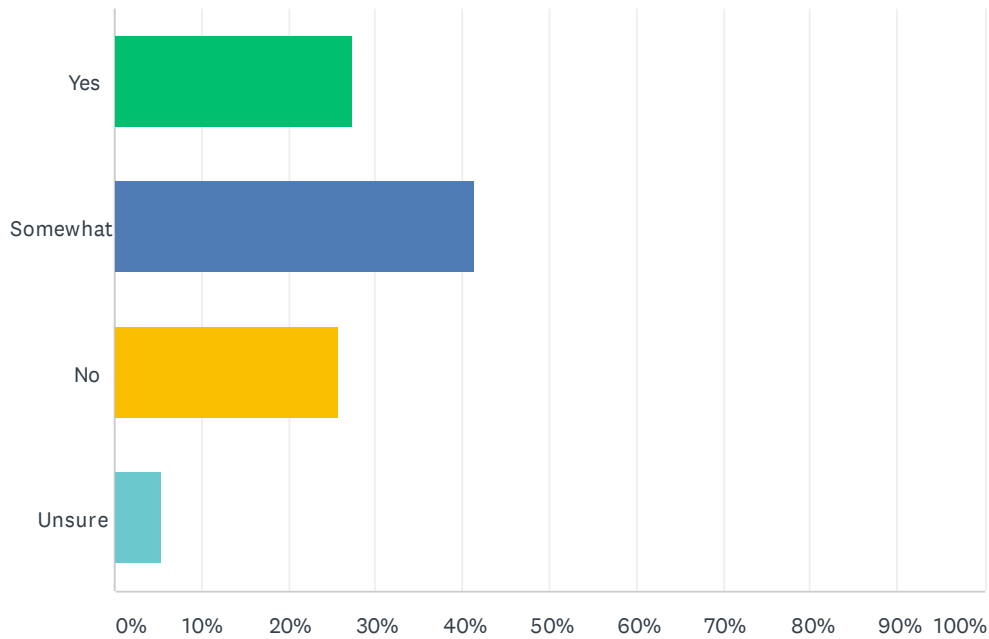
Answered: 1,303 Skipped: 4



ANSWER CHOICES	RESPONSES	
Yes	64.08%	835
Somewhat	27.40%	357
No	5.68%	74
Unsure	2.84%	37
TOTAL		1,303

Q23 Do you feel your child’s social and emotional needs are being supported by their school during this period of remote learning?

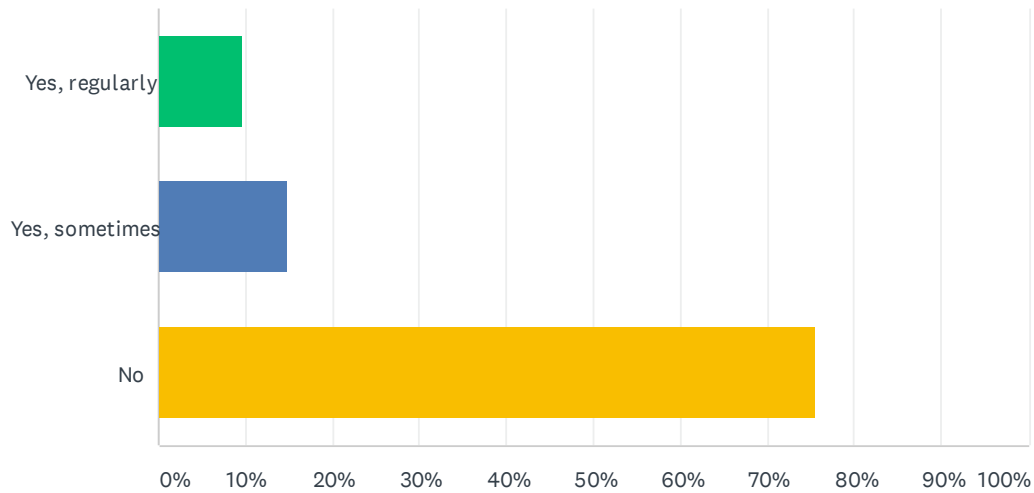
Answered: 1,303 Skipped: 4



ANSWER CHOICES	RESPONSES	
Yes	27.32%	356
Somewhat	41.44%	540
No	25.79%	336
Unsure	5.45%	71
TOTAL		1,303

Q24 Has your family accessed school meals during remote learning this fall?

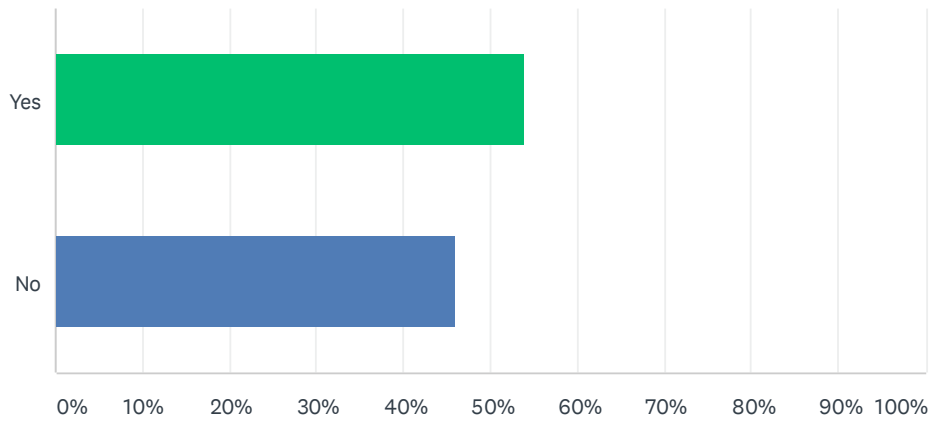
Answered: 1,299 Skipped: 8



ANSWER CHOICES	RESPONSES
Yes, regularly	9.62% 125
Yes, sometimes	14.86% 193
No	75.52% 981
TOTAL	1,299

Q25 Did you attend or watch a recording of one of our Family Academy webinars at the beginning of the school year?

Answered: 1,301 Skipped: 6



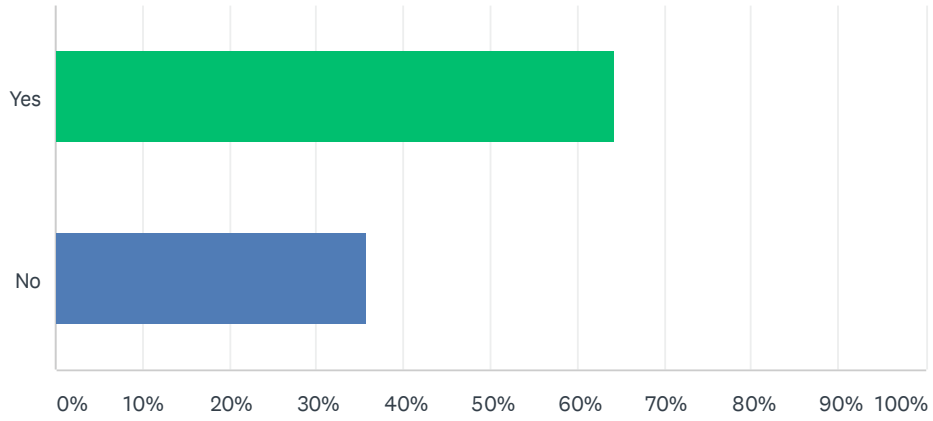
ANSWER CHOICES	RESPONSES	
Yes	54.04%	703
No	45.96%	598
TOTAL		1,301

Q26 If there is a topic you would like to see covered at a future Family Academy, please include it here.

Answered: 131 Skipped: 1,176

Q27 Have you accessed the Remote Learning Resources webpage on your school or district website?

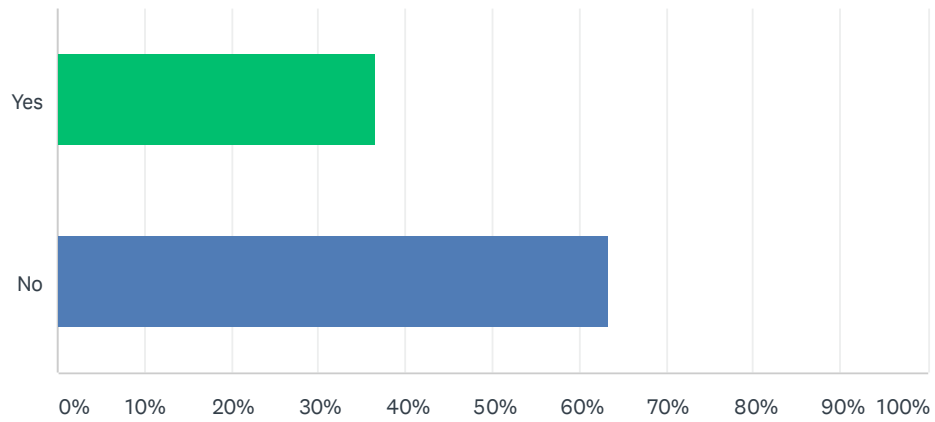
Answered: 1,300 Skipped: 7



ANSWER CHOICES	RESPONSES	
Yes	64.15%	834
No	35.85%	466
TOTAL		1,300

Q28 Have you contacted your school regarding any needs your family may have?

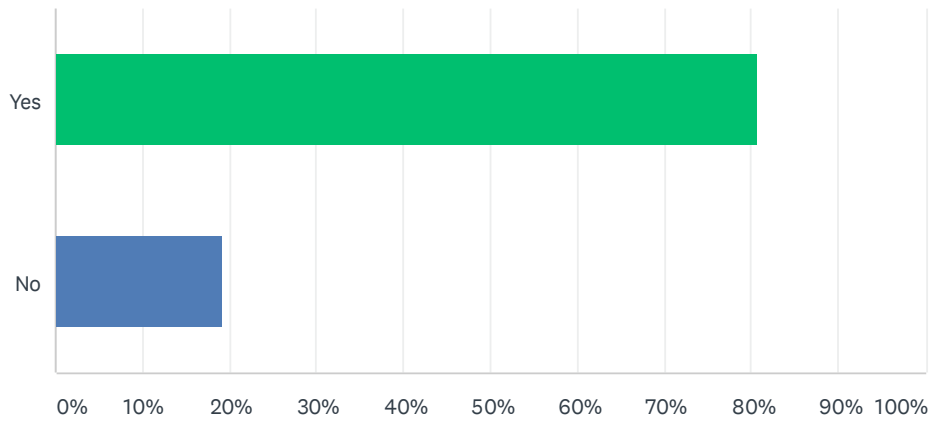
Answered: 1,299 Skipped: 8



ANSWER CHOICES	RESPONSES	
Yes	36.64%	476
No	63.36%	823
TOTAL		1,299

Q29 Do you know who to contact at your school if you need resources or support?

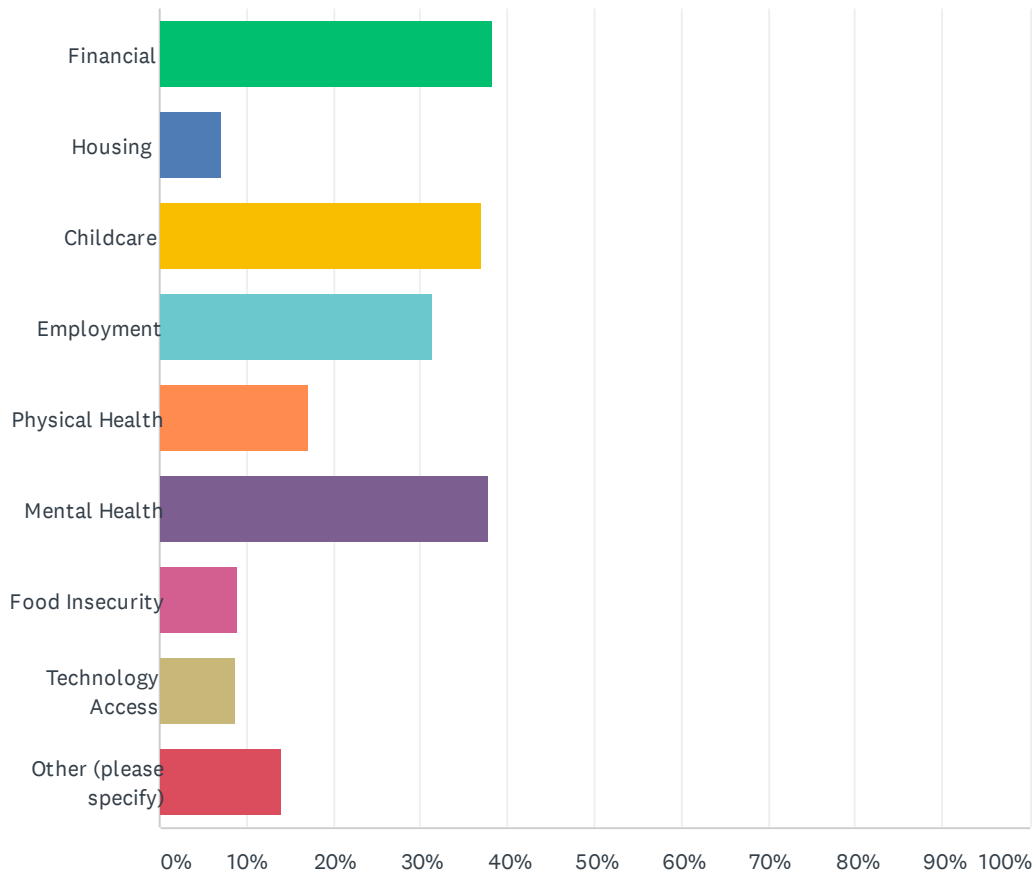
Answered: 1,295 Skipped: 12



ANSWER CHOICES	RESPONSES	
Yes	80.85%	1,047
No	19.15%	248
TOTAL		1,295

Q30 If your family is currently experiencing hardship due to the COVID-19 pandemic, what are those challenges? (select all that apply)

Answered: 598 Skipped: 709



ANSWER CHOICES	RESPONSES	
Financial	38.29%	229
Housing	7.02%	42
Childcare	36.96%	221
Employment	31.44%	188
Physical Health	17.22%	103
Mental Health	37.79%	226
Food Insecurity	9.03%	54
Technology Access	8.86%	53
Other (please specify)	14.05%	84
Total Respondents: 598		