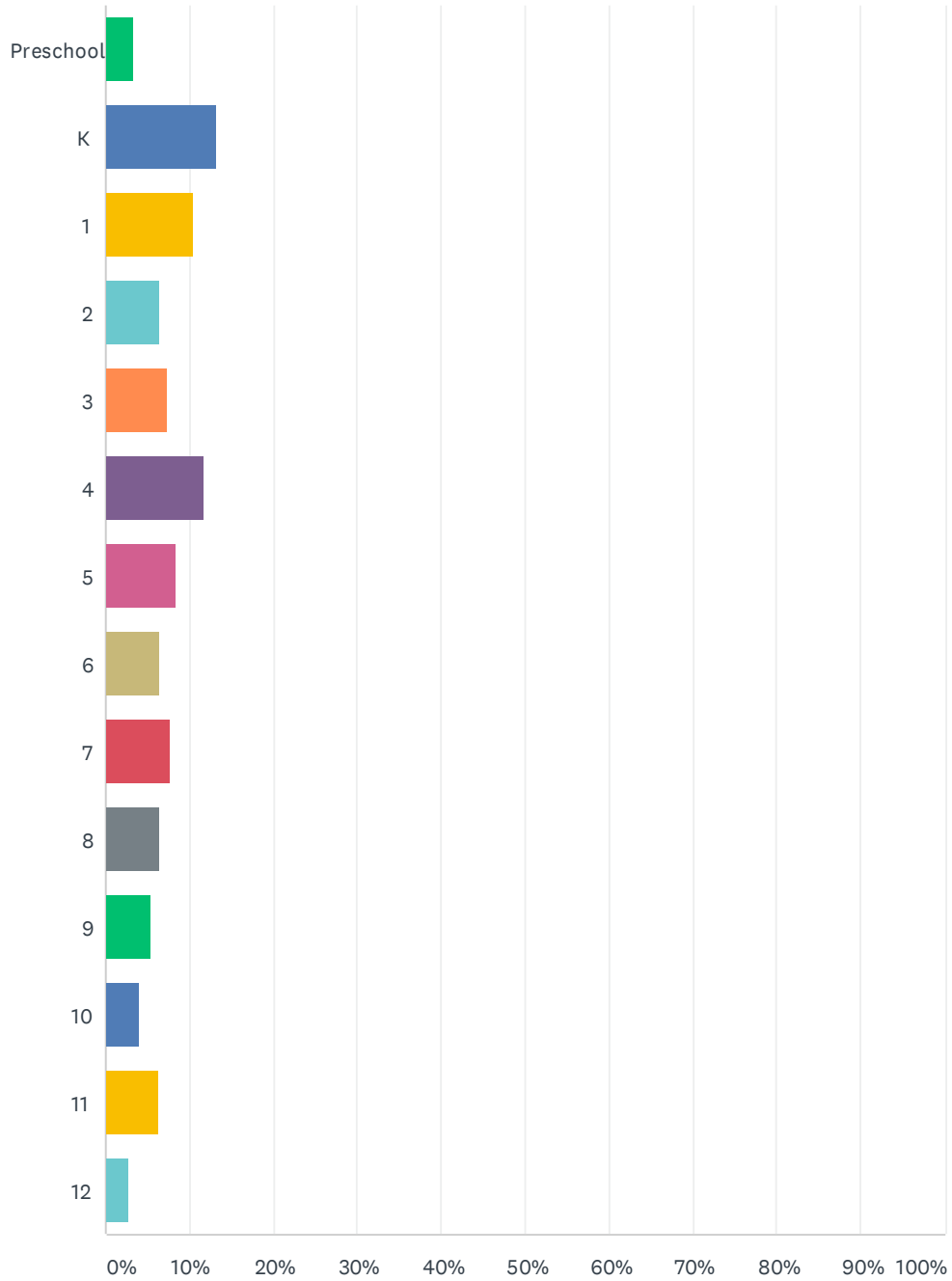


# Q1 Please select your child's grade level:

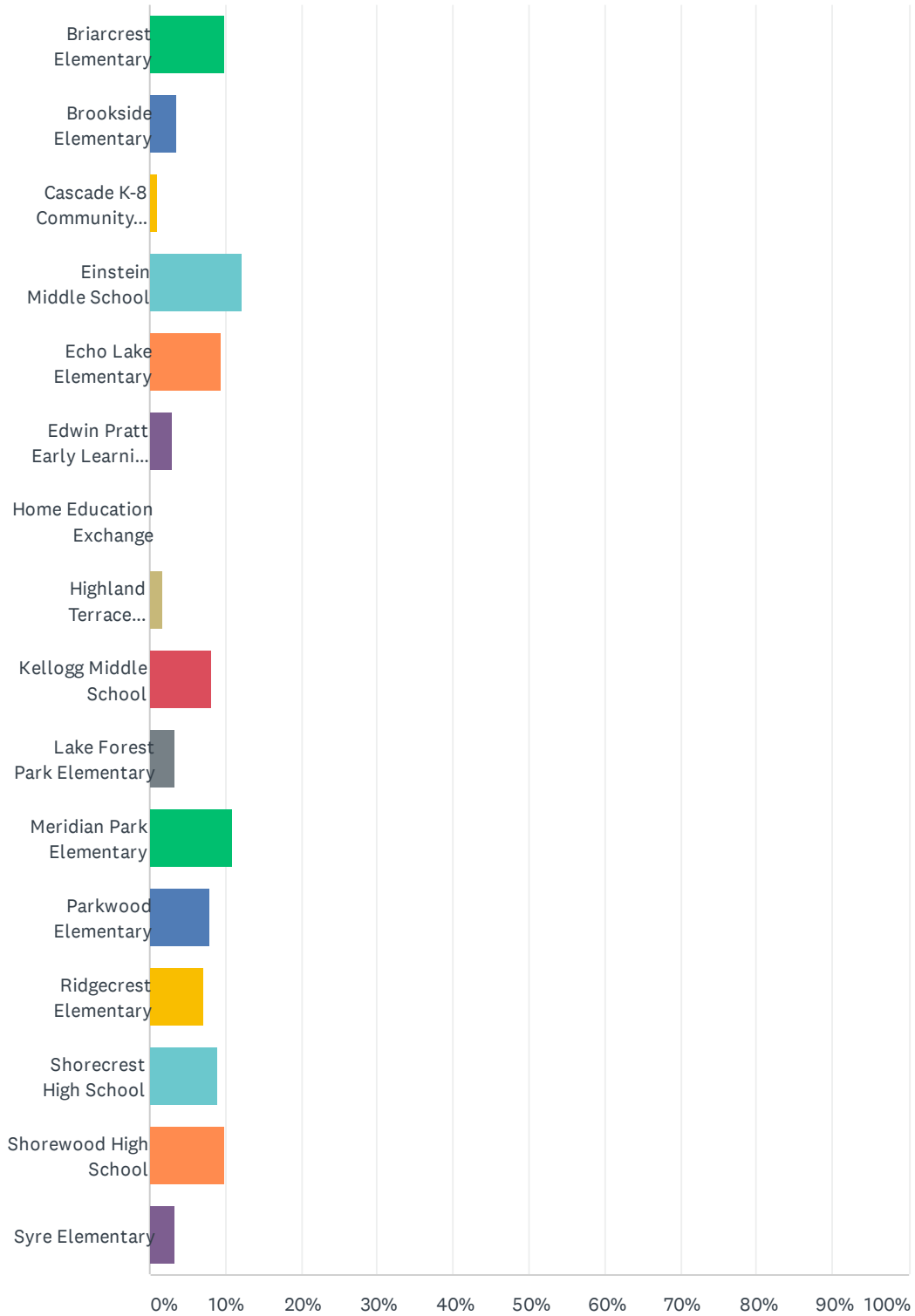
Answered: 370 Skipped: 0



ANSWER CHOICES	RESPONSES	
Preschool	3.24%	12
K	13.24%	49
1	10.54%	39
2	6.49%	24
3	7.30%	27
4	11.62%	43
5	8.38%	31
6	6.49%	24
7	7.84%	29
8	6.49%	24
9	5.41%	20
10	4.05%	15
11	6.22%	23
12	2.70%	10
TOTAL		370

## Q2 Which school does your child attend?

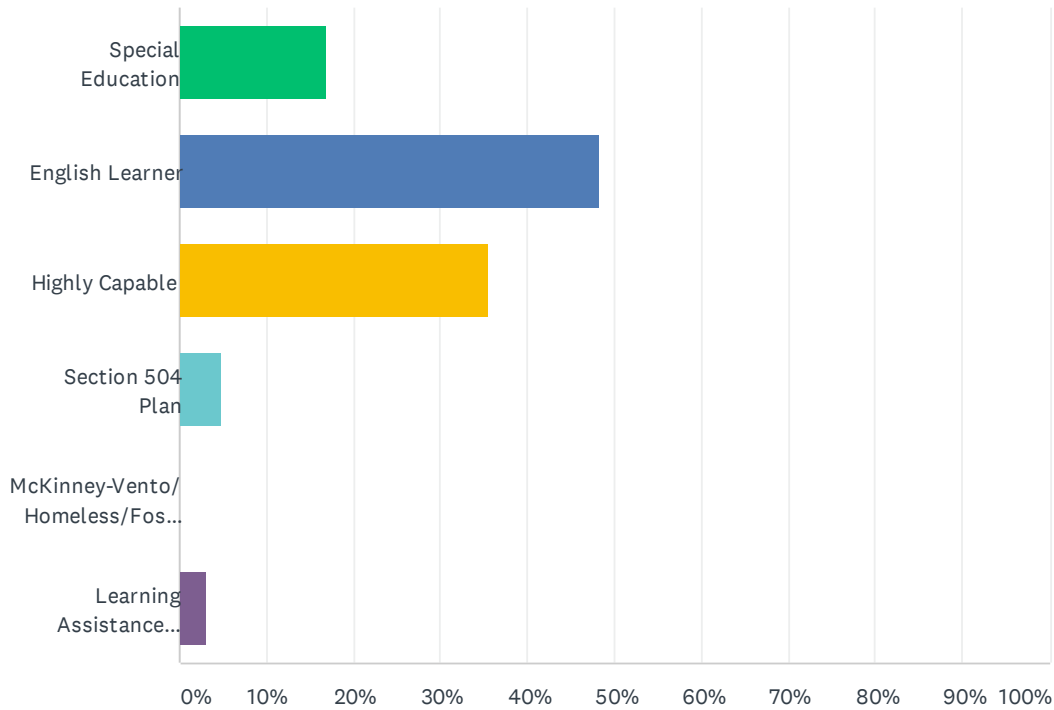
Answered: 368 Skipped: 2



ANSWER CHOICES	RESPONSES	
Briarcrest Elementary	9.78%	36
Brookside Elementary	3.53%	13
Cascade K-8 Community School	1.09%	4
Einstein Middle School	12.23%	45
Echo Lake Elementary	9.51%	35
Edwin Pratt Early Learning Center	2.99%	11
Home Education Exchange	0.00%	0
Highland Terrace Elementary	1.63%	6
Kellogg Middle School	8.15%	30
Lake Forest Park Elementary	3.26%	12
Meridian Park Elementary	10.87%	40
Parkwood Elementary	7.88%	29
Ridgecrest Elementary	7.07%	26
Shorecrest High School	8.97%	33
Shorewood High School	9.78%	36
Syre Elementary	3.26%	12
<b>TOTAL</b>		<b>368</b>

### Q3 If your child is in a special program, please select all that apply.

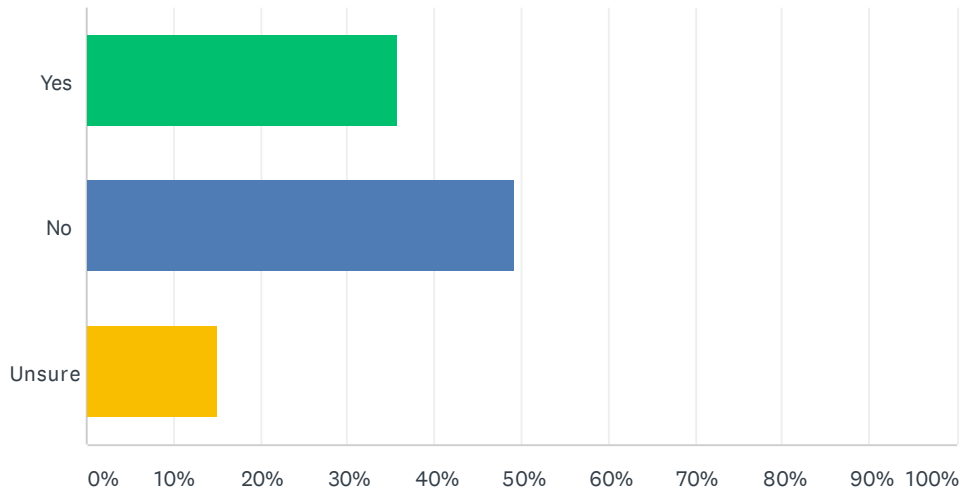
Answered: 124 Skipped: 246



ANSWER CHOICES	RESPONSES	
Special Education	16.94%	21
English Learner	48.39%	60
Highly Capable	35.48%	44
Section 504 Plan	4.84%	6
McKinney-Vento/Homeless/Foster Care	0.00%	0
Learning Assistance Program/Title I	3.23%	4
Total Respondents: 124		

### Q4 Does your child qualify for free or reduced-price school meals?

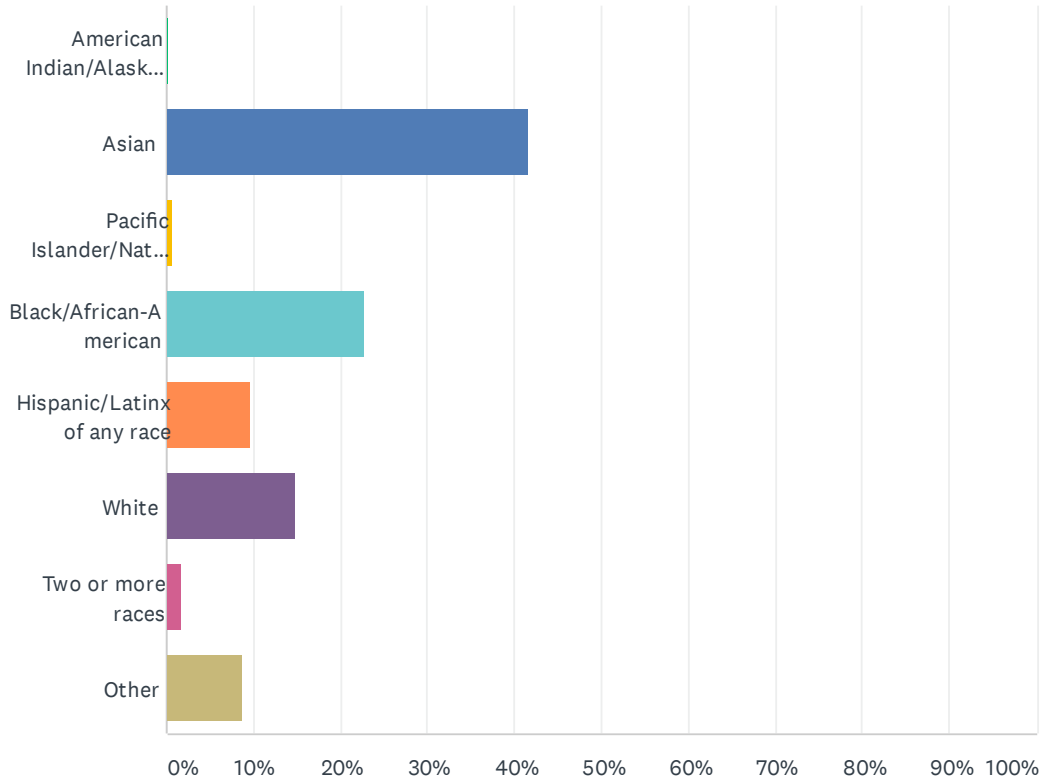
Answered: 366 Skipped: 4



ANSWER CHOICES	RESPONSES	
Yes	35.79%	131
No	49.18%	180
Unsure	15.03%	55
TOTAL		366

### Q5 What is your race/ethnic origin?

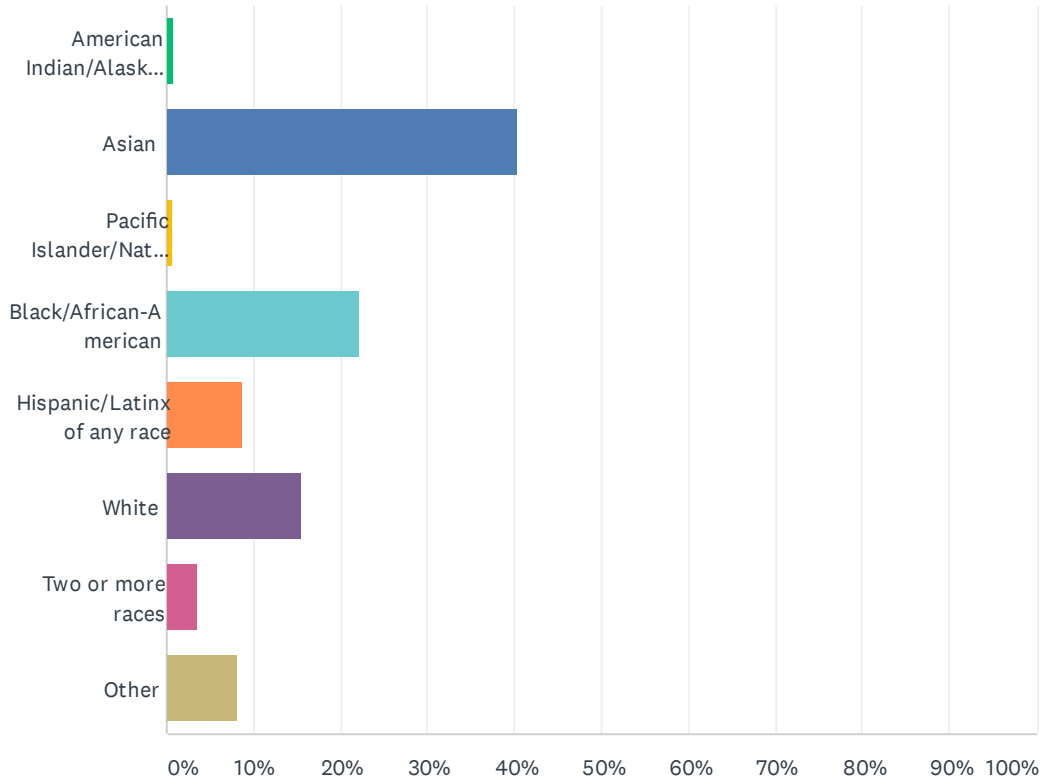
Answered: 365 Skipped: 5



ANSWER CHOICES	RESPONSES
American Indian/Alaskan Native	0.27% 1
Asian	41.64% 152
Pacific Islander/Native Hawaiian	0.55% 2
Black/African-American	22.74% 83
Hispanic/Latinx of any race	9.59% 35
White	14.79% 54
Two or more races	1.64% 6
Other	8.77% 32
<b>TOTAL</b>	<b>365</b>

### Q6 What is your child's race/ethnic origin?

Answered: 364 Skipped: 6

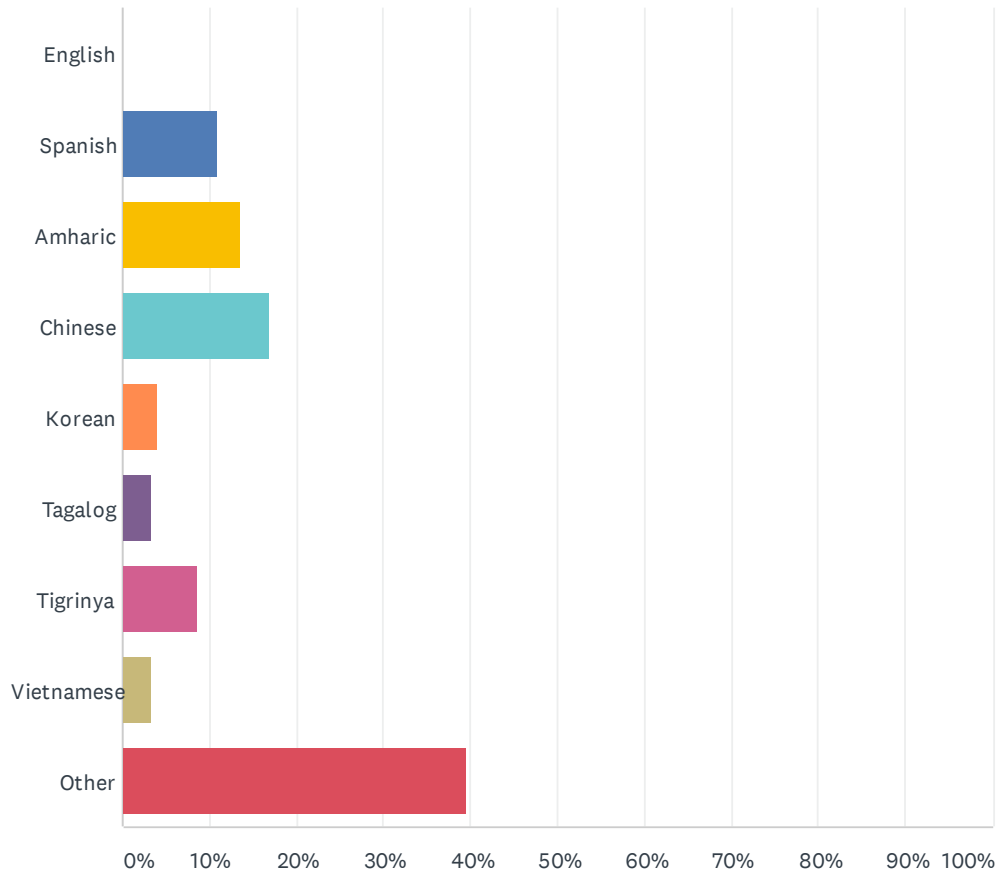


ANSWER CHOICES	RESPONSES
American Indian/Alaskan Native	0.82% 3
Asian	40.38% 147
Pacific Islander/Native Hawaiian	0.55% 2
Black/African-American	22.25% 81
Hispanic/Latinx of any race	8.79% 32
White	15.38% 56
Two or more races	3.57% 13
Other	8.24% 30
<b>TOTAL</b>	<b>364</b>



### Q7 What is your primary home language?

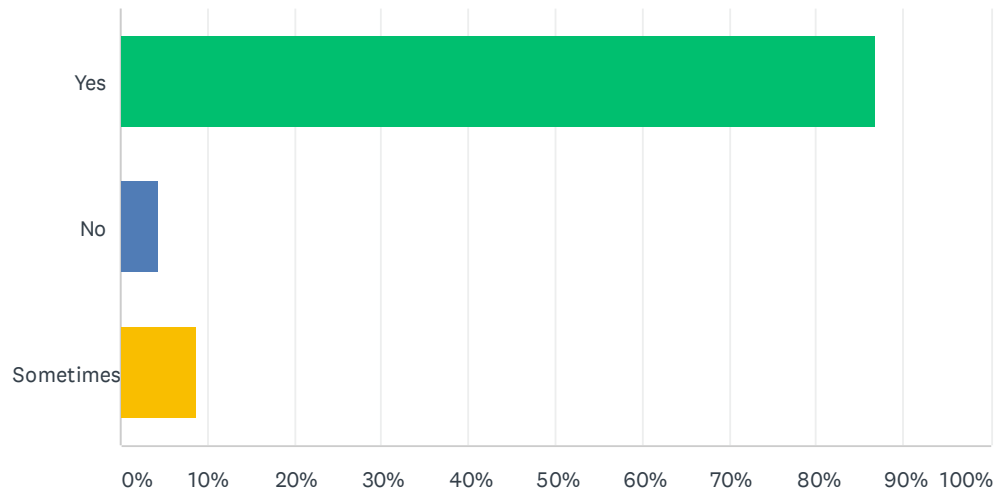
Answered: 370 Skipped: 0



ANSWER CHOICES	RESPONSES	
English	0.00%	0
Spanish	10.81%	40
Amharic	13.51%	50
Chinese	17.03%	63
Korean	4.05%	15
Tagalog	3.24%	12
Tigrinya	8.65%	32
Vietnamese	3.24%	12
Other	39.46%	146
<b>TOTAL</b>		<b>370</b>

### Q8 Do you receive information from your child’s school and the school district in a language you understand?

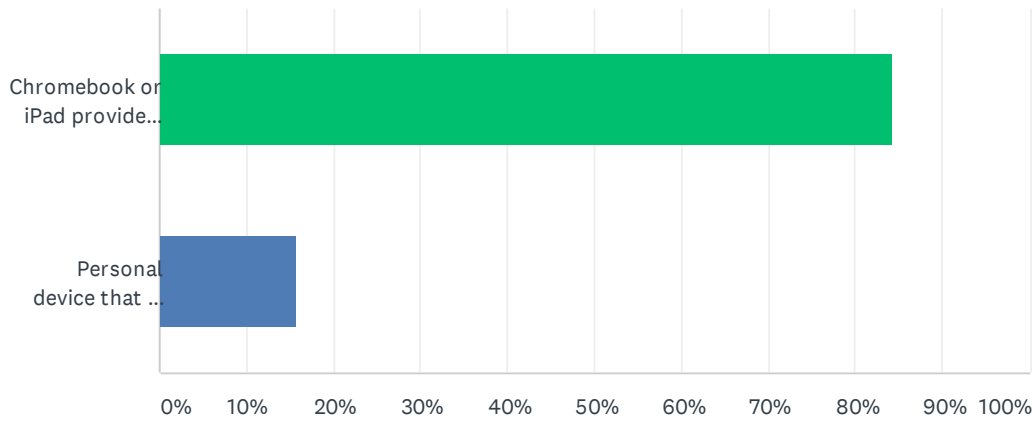
Answered: 366 Skipped: 4



ANSWER CHOICES		RESPONSES	
Yes		86.89%	318
No		4.37%	16
Sometimes		8.74%	32
TOTAL			366

# Q9 Is your child using a school-issued or personal Chromebook or iPad for remote learning?

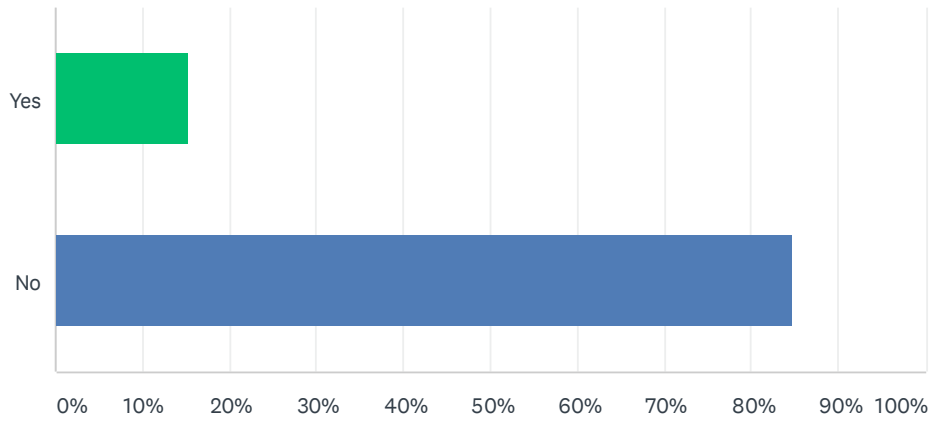
Answered: 368 Skipped: 2



ANSWER CHOICES	RESPONSES	
Chromebook or iPad provided by their school/district	84.24%	310
Personal device that we own	15.76%	58
TOTAL		368

### Q10 Did you check out a WiFi hotspot from your school or district?

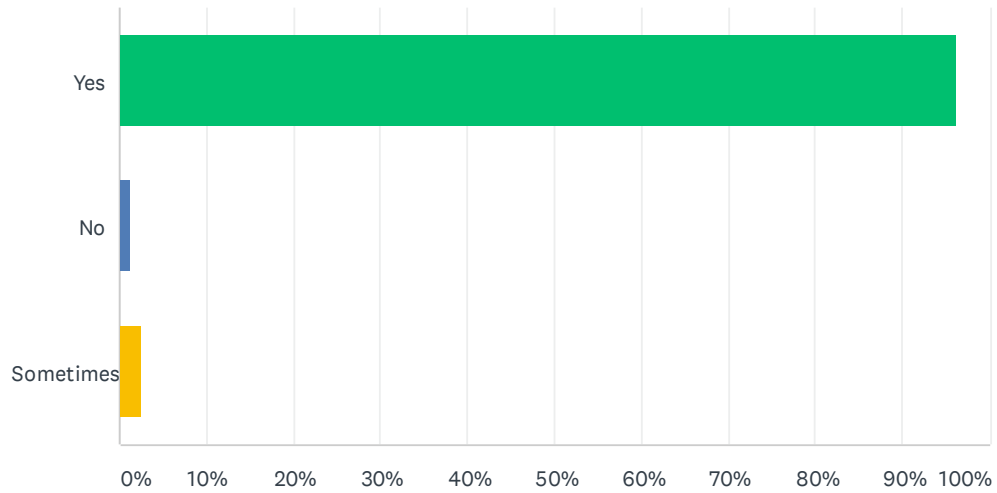
Answered: 366 Skipped: 4



ANSWER CHOICES	RESPONSES	
Yes	15.30%	56
No	84.70%	310
TOTAL		366

# Q11 Is your child currently able to access the internet for remote learning?

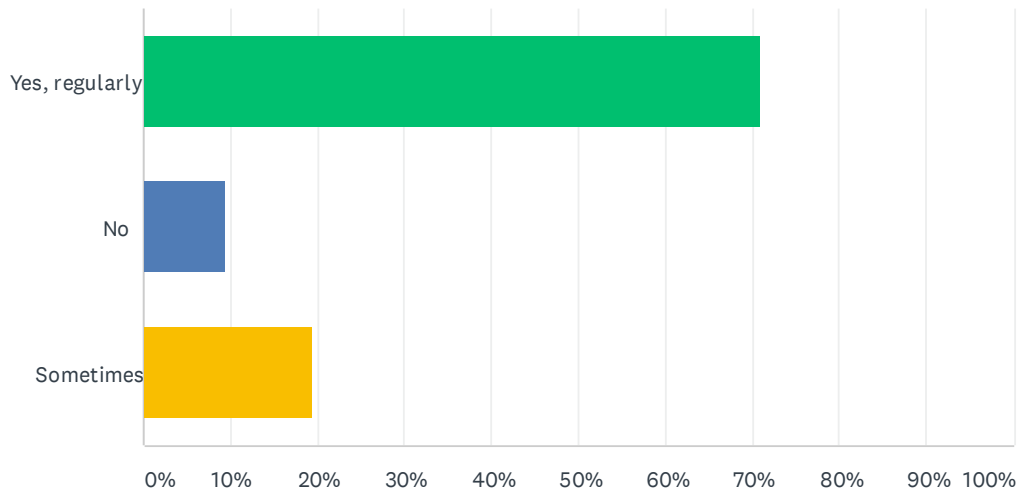
Answered: 369 Skipped: 1



ANSWER CHOICES	RESPONSES	
Yes	96.21%	355
No	1.36%	5
Sometimes	2.44%	9
TOTAL		369

## Q12 Do you use the parent/guardian Canvas or Seesaw app or website to monitor/support your child's schoolwork?

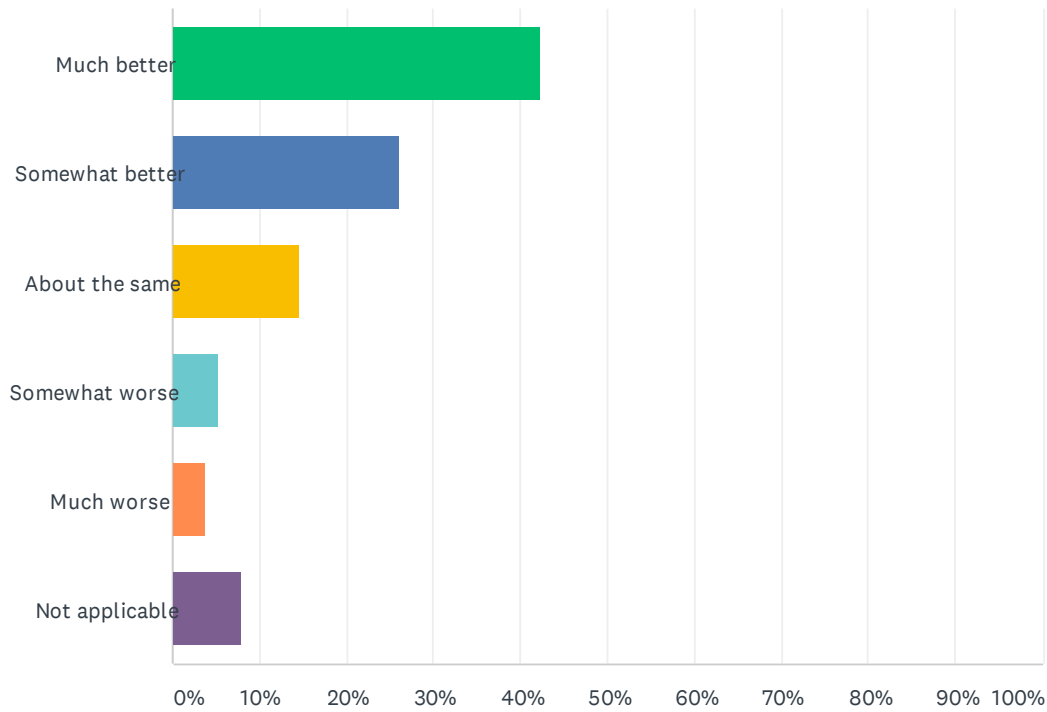
Answered: 369 Skipped: 1



ANSWER CHOICES		RESPONSES	
Yes, regularly		71.00%	262
No		9.49%	35
Sometimes		19.51%	72
TOTAL			369

### Q13 Compared to your child’s remote learning experience in the spring, your child’s learning experience this fall has been:

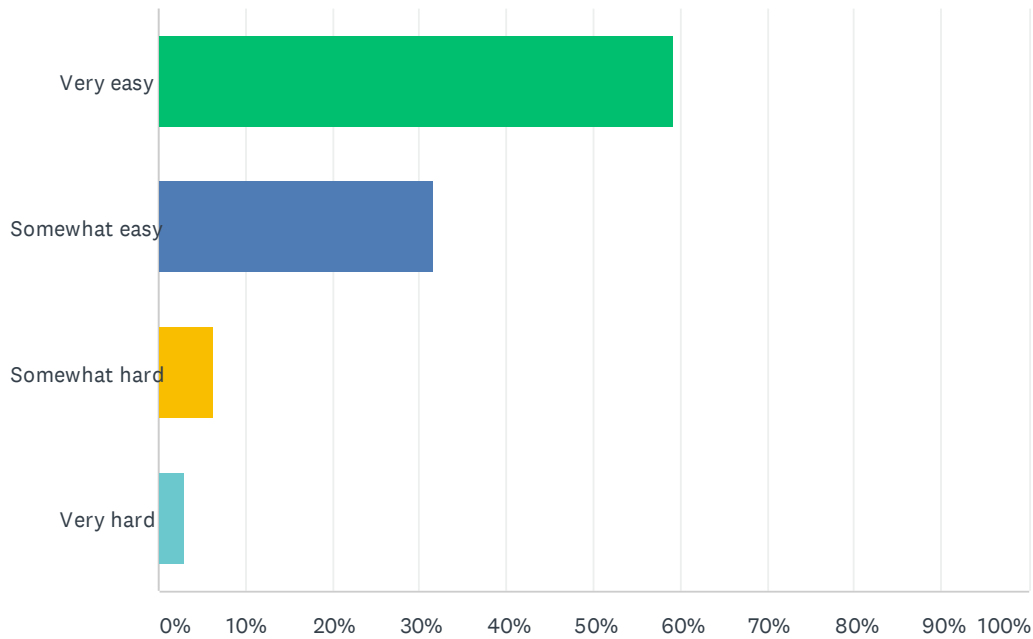
Answered: 367 Skipped: 3



ANSWER CHOICES	RESPONSES	
Much better	42.23%	155
Somewhat better	26.16%	96
About the same	14.71%	54
Somewhat worse	5.18%	19
Much worse	3.81%	14
Not applicable	7.90%	29
<b>TOTAL</b>		<b>367</b>

### Q14 How easy or hard has it been for your child to find their class links, such as ClassLink, Canvas, Seesaw or Zoom?

Answered: 367 Skipped: 3

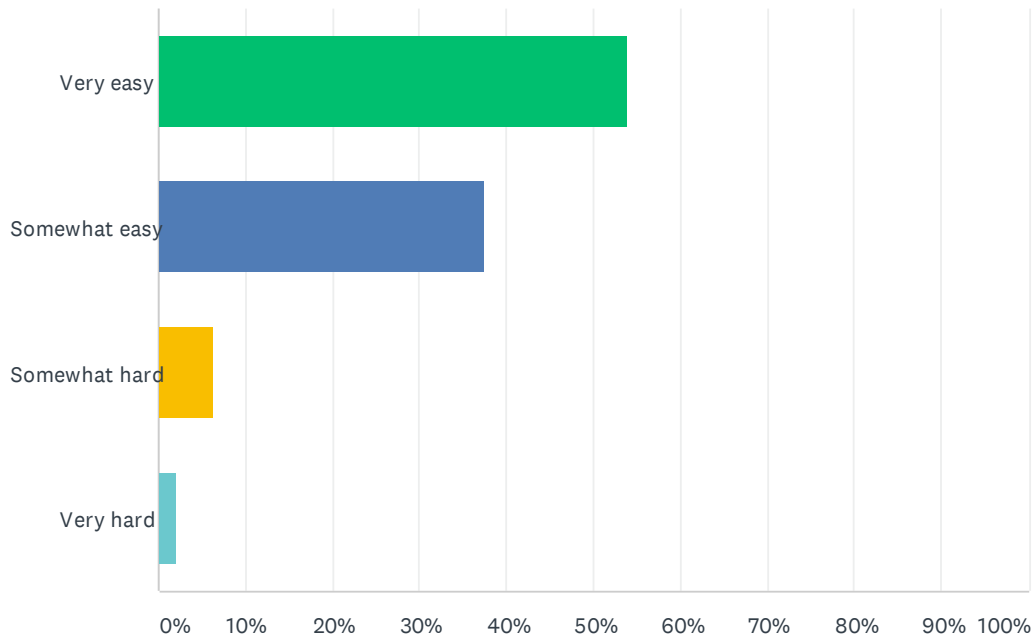


ANSWER CHOICES	RESPONSES	
Very easy	59.13%	217
Somewhat easy	31.61%	116
Somewhat hard	6.27%	23
Very hard	3.00%	11
<b>TOTAL</b>		<b>367</b>



## Q15 How easy or hard has it been for your child to find their class assignments?

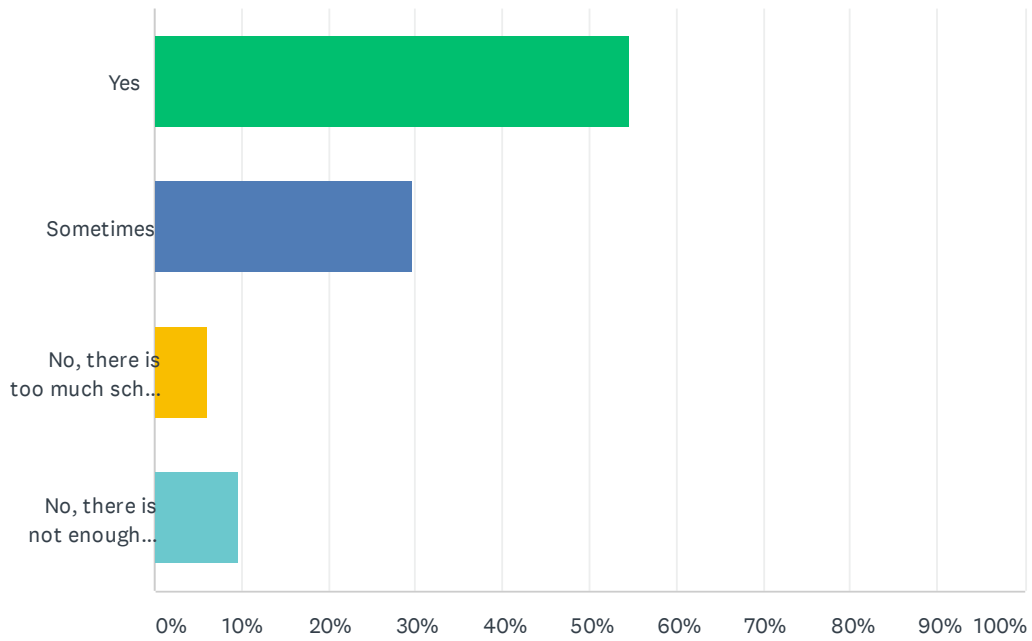
Answered: 368 Skipped: 2



ANSWER CHOICES	RESPONSES	
Very easy	54.08%	199
Somewhat easy	37.50%	138
Somewhat hard	6.25%	23
Very hard	2.17%	8
TOTAL		368

### Q16 Do you feel your child has an appropriate level of school work in the current remote learning model?

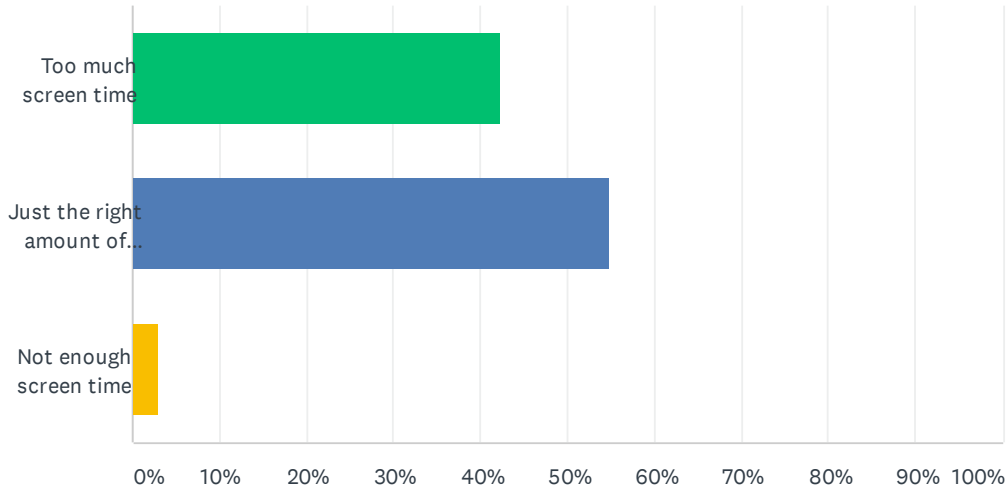
Answered: 366 Skipped: 4



ANSWER CHOICES	RESPONSES	
Yes	54.64%	200
Sometimes	29.78%	109
No, there is too much school work	6.01%	22
No, there is not enough school work	9.56%	35
<b>TOTAL</b>		<b>366</b>

### Q17 My child's remote learning schedule requires:

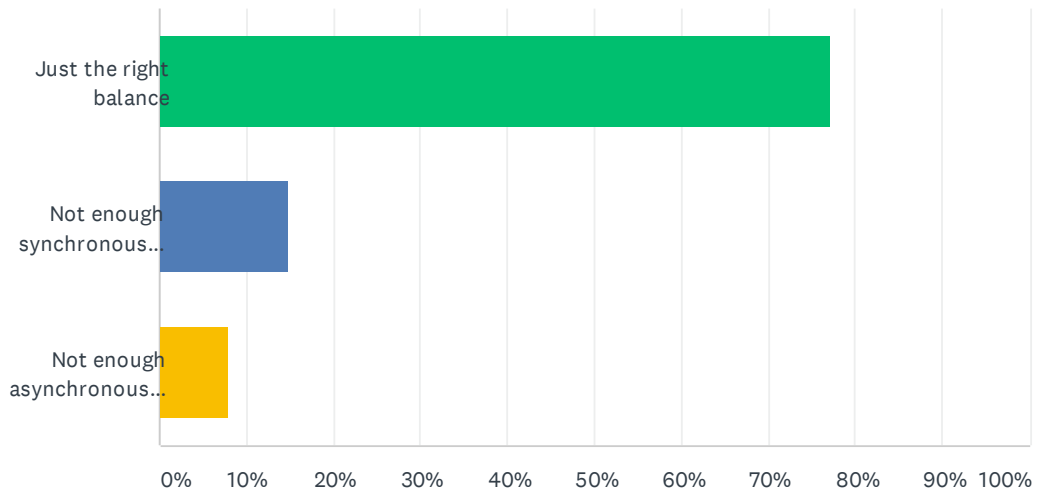
Answered: 367 Skipped: 3



ANSWER CHOICES	RESPONSES	
Too much screen time	42.23%	155
Just the right amount of screen time	54.77%	201
Not enough screen time	3.00%	11
<b>TOTAL</b>		<b>367</b>

### Q18 I feel my child’s mix of synchronous (teacher-led) and asynchronous (teacher-directed) time is:

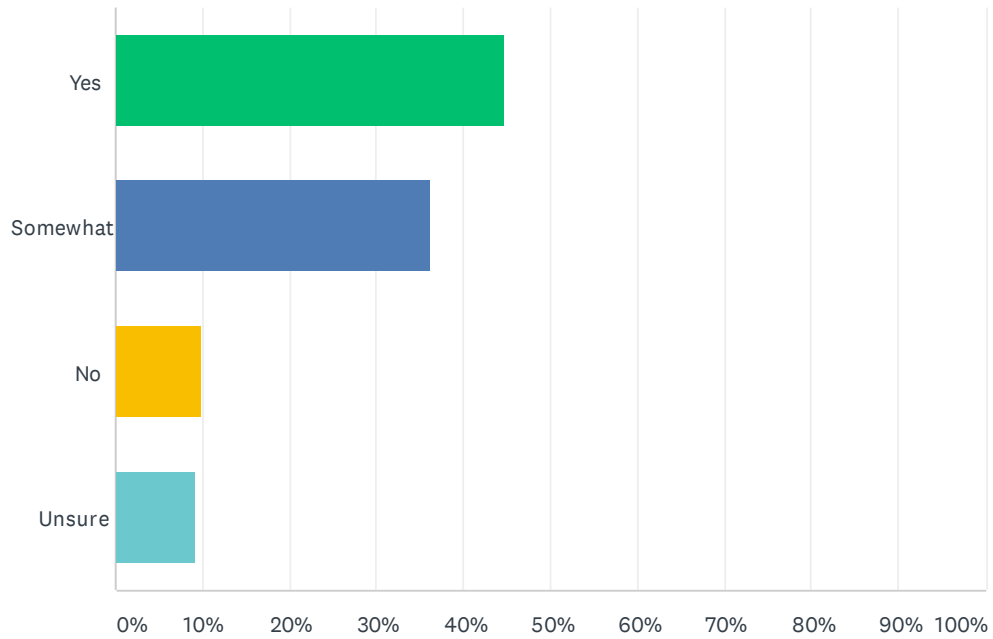
Answered: 356 Skipped: 14



ANSWER CHOICES	RESPONSES	
Just the right balance	77.25%	275
Not enough synchronous time	14.89%	53
Not enough asynchronous time	7.87%	28
TOTAL		356

### Q19 I feel my child is progressing in their learning:

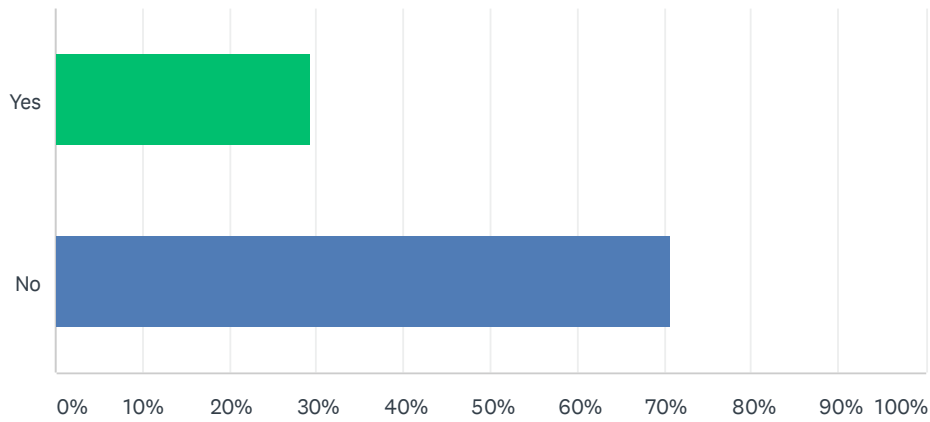
Answered: 368 Skipped: 2



ANSWER CHOICES	RESPONSES	
Yes	44.84%	165
Somewhat	36.14%	133
No	9.78%	36
Unsure	9.24%	34
<b>TOTAL</b>		<b>368</b>

### Q20 Have you experienced any technology issues that have prevented your child from accessing their class or learning tools for a period of time?

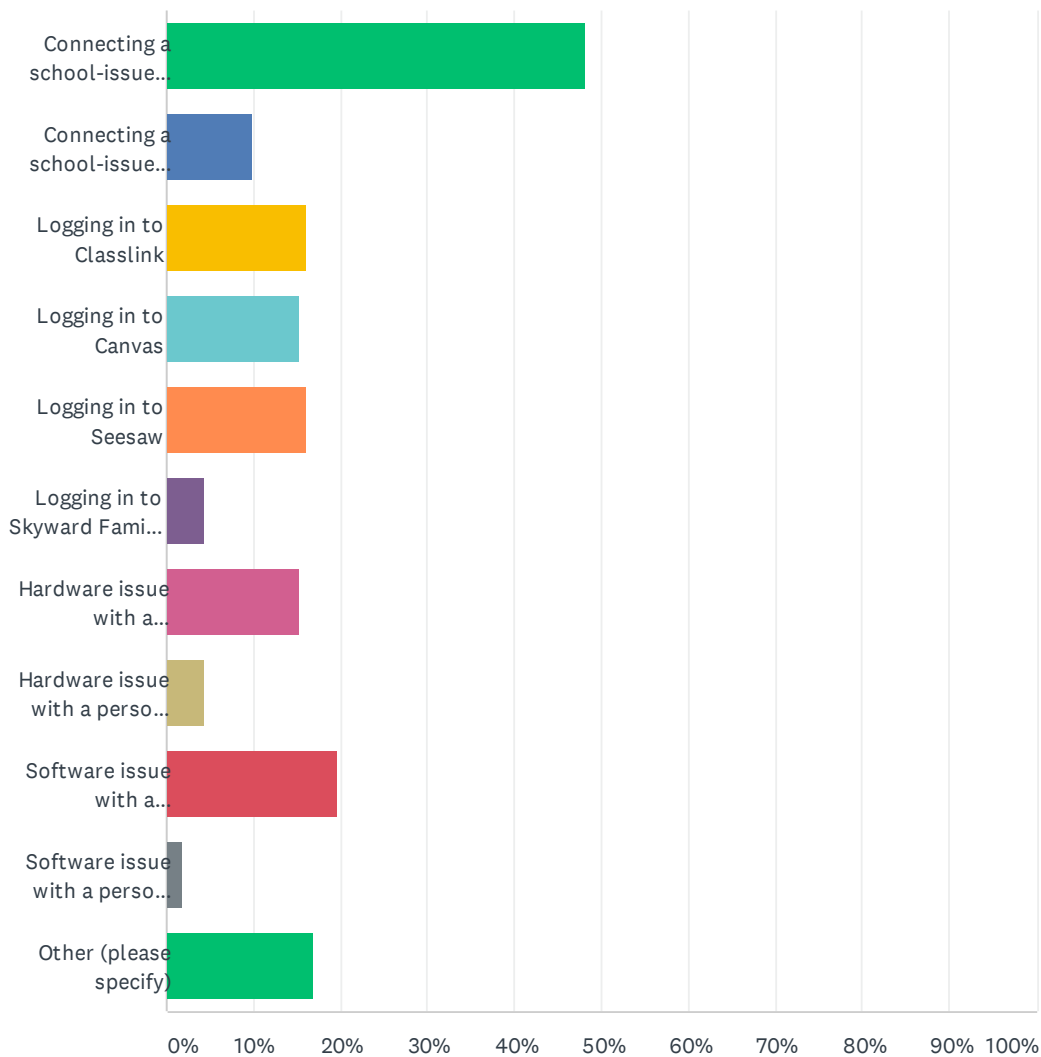
Answered: 368 Skipped: 2



ANSWER CHOICES	RESPONSES	
Yes	29.35%	108
No	70.65%	260
TOTAL		368

### Q21 If you answered YES to the previous question, please indicate the type/s of technology issues you or your child has experienced: (select all that apply)

Answered: 112 Skipped: 258

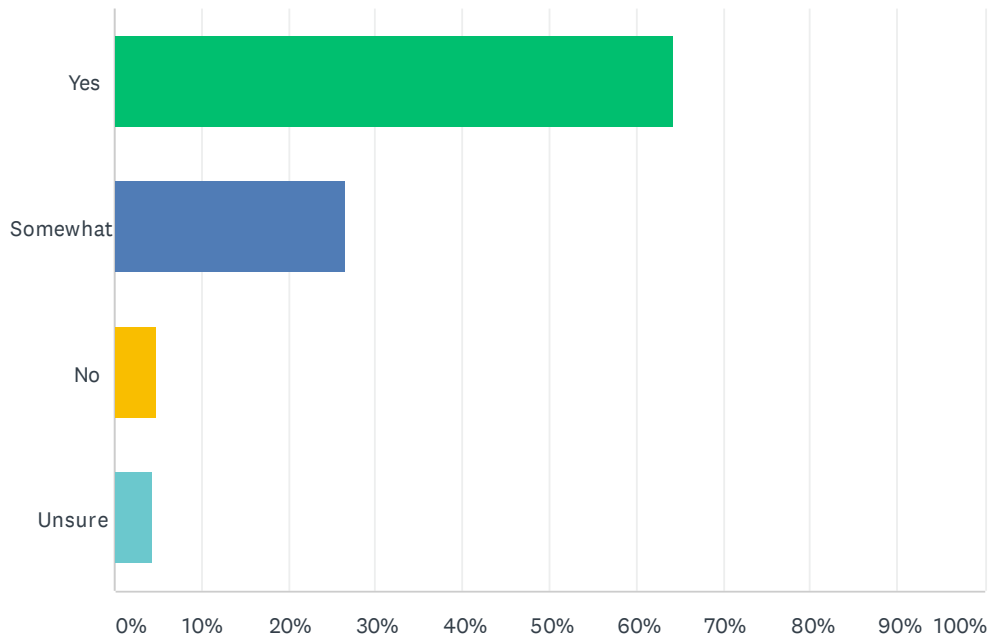


ANSWER CHOICES	RESPONSES	
Connecting a school-issued Chromebook/iPad to home internet	48.21%	54
Connecting a school-issued Chromebook/iPad to a school-issued wifi hotspot	9.82%	11
Logging in to Classlink	16.07%	18
Logging in to Canvas	15.18%	17
Logging in to Seesaw	16.07%	18
Logging in to Skyward Family Access	4.46%	5
Hardware issue with a school-issued Chromebook/iPad	15.18%	17
Hardware issue with a personal computer/device owned by the student or family	4.46%	5
Software issue with a school-issued Chromebook/iPad	19.64%	22
Software issue with a personal computer/device owned by the student or family	1.79%	2
Other (please specify)	16.96%	19
Total Respondents: 112		



## Q22 As a parent/guardian, I am provided enough information to support my child with remote learning:

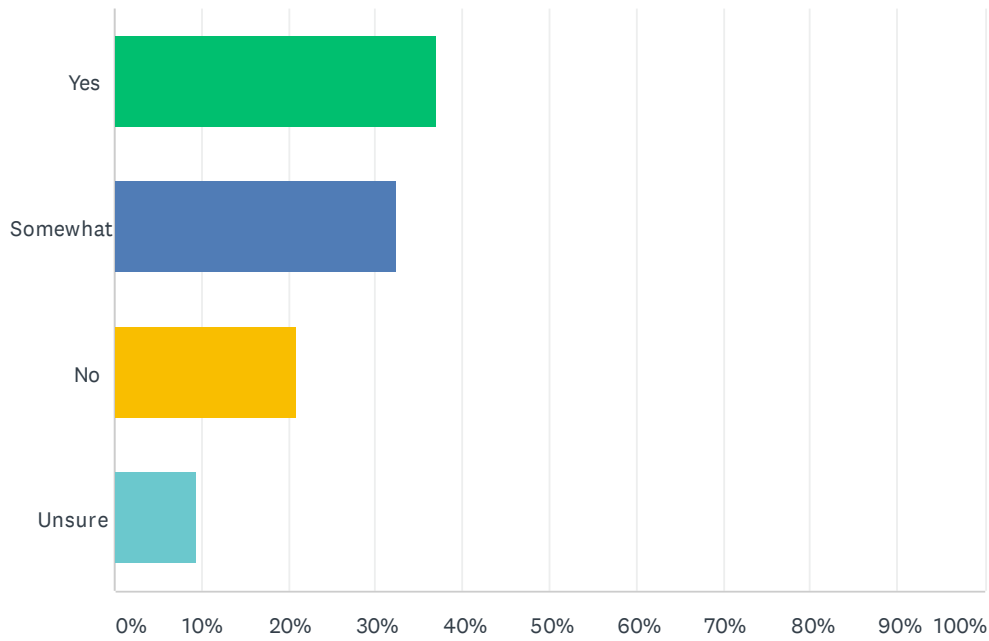
Answered: 369 Skipped: 1



ANSWER CHOICES	RESPONSES	
Yes	64.23%	237
Somewhat	26.56%	98
No	4.88%	18
Unsure	4.34%	16
<b>TOTAL</b>		<b>369</b>

## Q23 Do you feel your child’s social and emotional needs are being supported by their school during this period of remote learning?

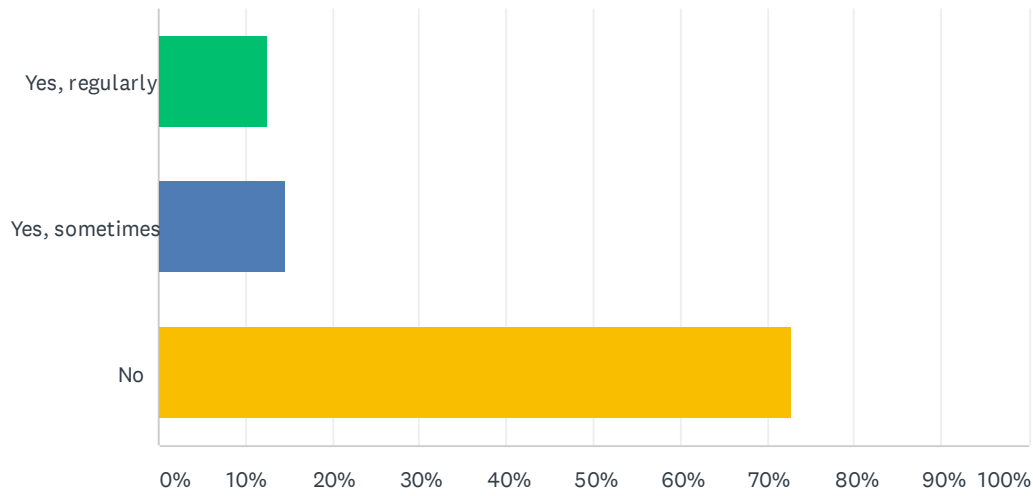
Answered: 369 Skipped: 1



ANSWER CHOICES	RESPONSES	
Yes	37.13%	137
Somewhat	32.52%	120
No	20.87%	77
Unsure	9.49%	35
<b>TOTAL</b>		<b>369</b>

## Q24 Has your family accessed school meals during remote learning this fall?

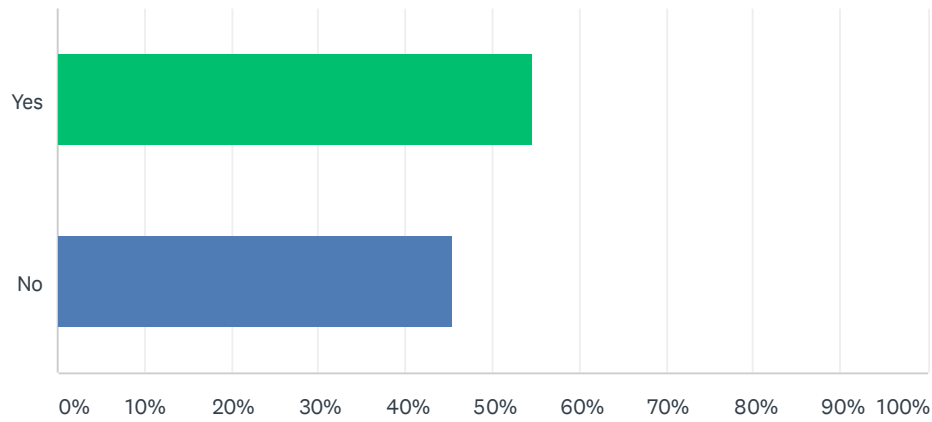
Answered: 361 Skipped: 9



ANSWER CHOICES	RESPONSES
Yes, regularly	12.47% 45
Yes, sometimes	14.68% 53
No	72.85% 263
TOTAL	361

### Q25 Did you attend or watch a recording of one of our Family Academy webinars at the beginning of the school year?

Answered: 365 Skipped: 5



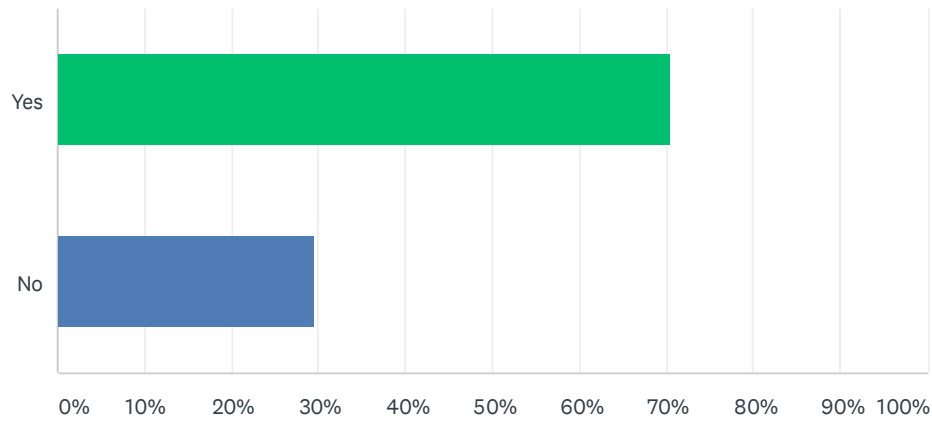
ANSWER CHOICES	RESPONSES	
Yes	54.52%	199
No	45.48%	166
TOTAL		365

**Q26 If there is a topic you would like to see covered at a future Family Academy, please include it here.**

Answered: 36 Skipped: 334

## Q27 Have you accessed the Remote Learning Resources webpage on your school or district website?

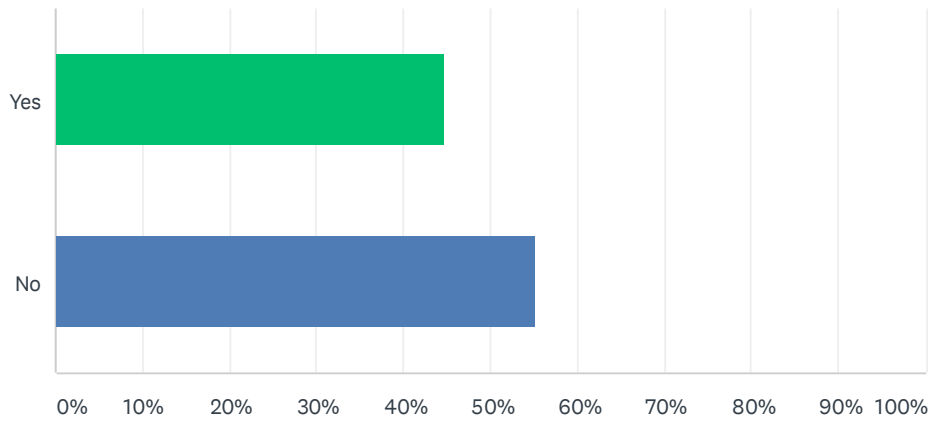
Answered: 367 Skipped: 3



ANSWER CHOICES	RESPONSES	
Yes	70.57%	259
No	29.43%	108
TOTAL		367

# Q28 Have you contacted your school regarding any needs your family may have?

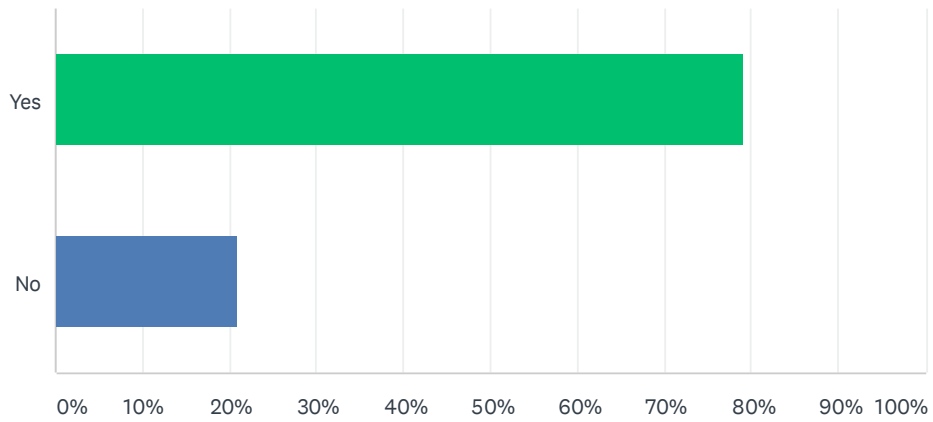
Answered: 368 Skipped: 2



ANSWER CHOICES	RESPONSES	
Yes	44.84%	165
No	55.16%	203
TOTAL		368

## Q29 Do you know who to contact at your school if you need resources or support?

Answered: 367 Skipped: 3

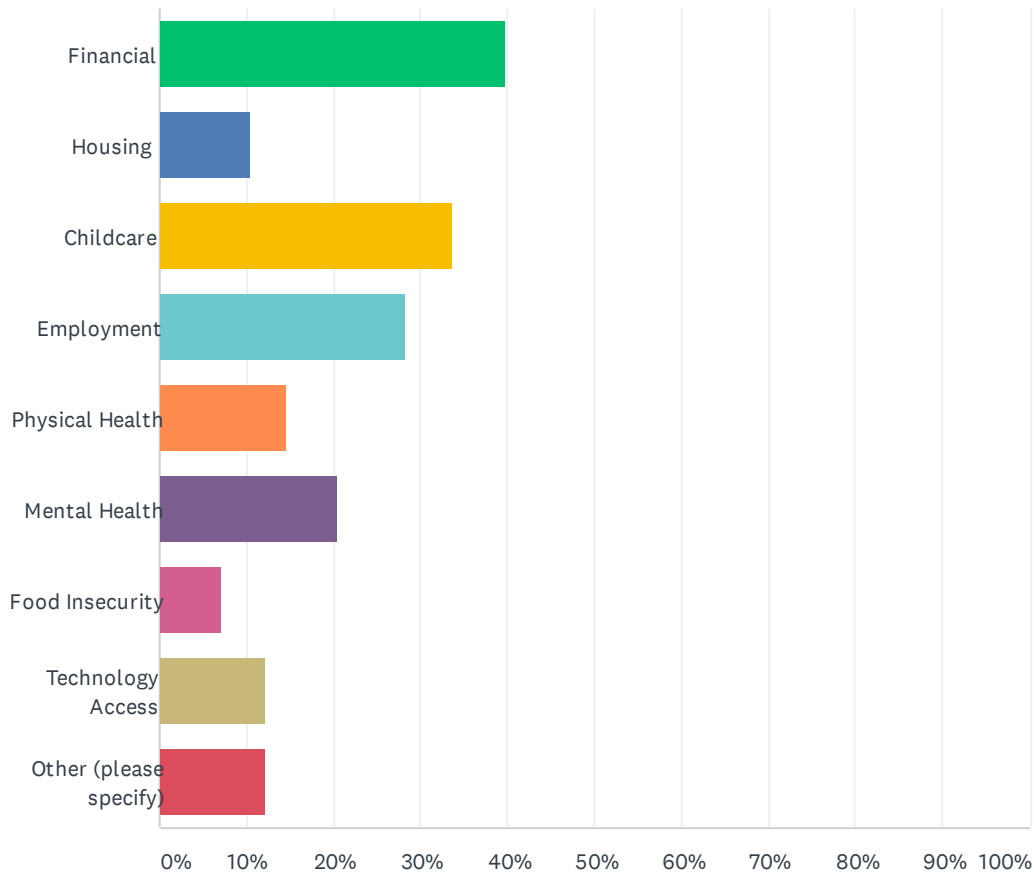


ANSWER CHOICES	RESPONSES	
Yes	79.02%	290
No	20.98%	77
TOTAL		367



### Q30 If your family is currently experiencing hardship due to the COVID-19 pandemic, what are those challenges? (select all that apply)

Answered: 199 Skipped: 171



ANSWER CHOICES	RESPONSES	
Financial	39.70%	79
Housing	10.55%	21
Childcare	33.67%	67
Employment	28.14%	56
Physical Health	14.57%	29
Mental Health	20.60%	41
Food Insecurity	7.04%	14
Technology Access	12.06%	24
Other (please specify)	12.06%	24
Total Respondents: 199		