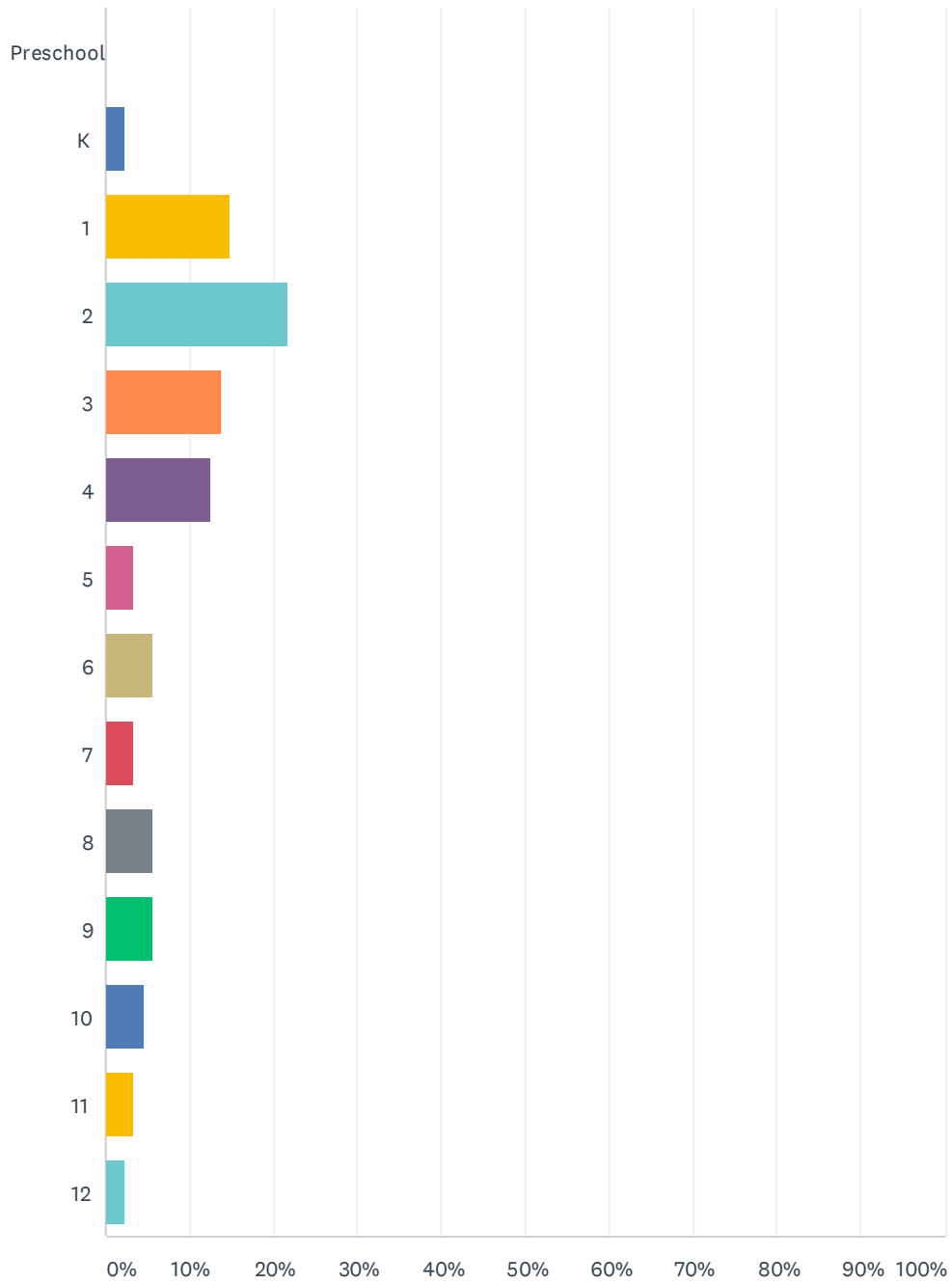


# Q1 Please select your child's grade level:

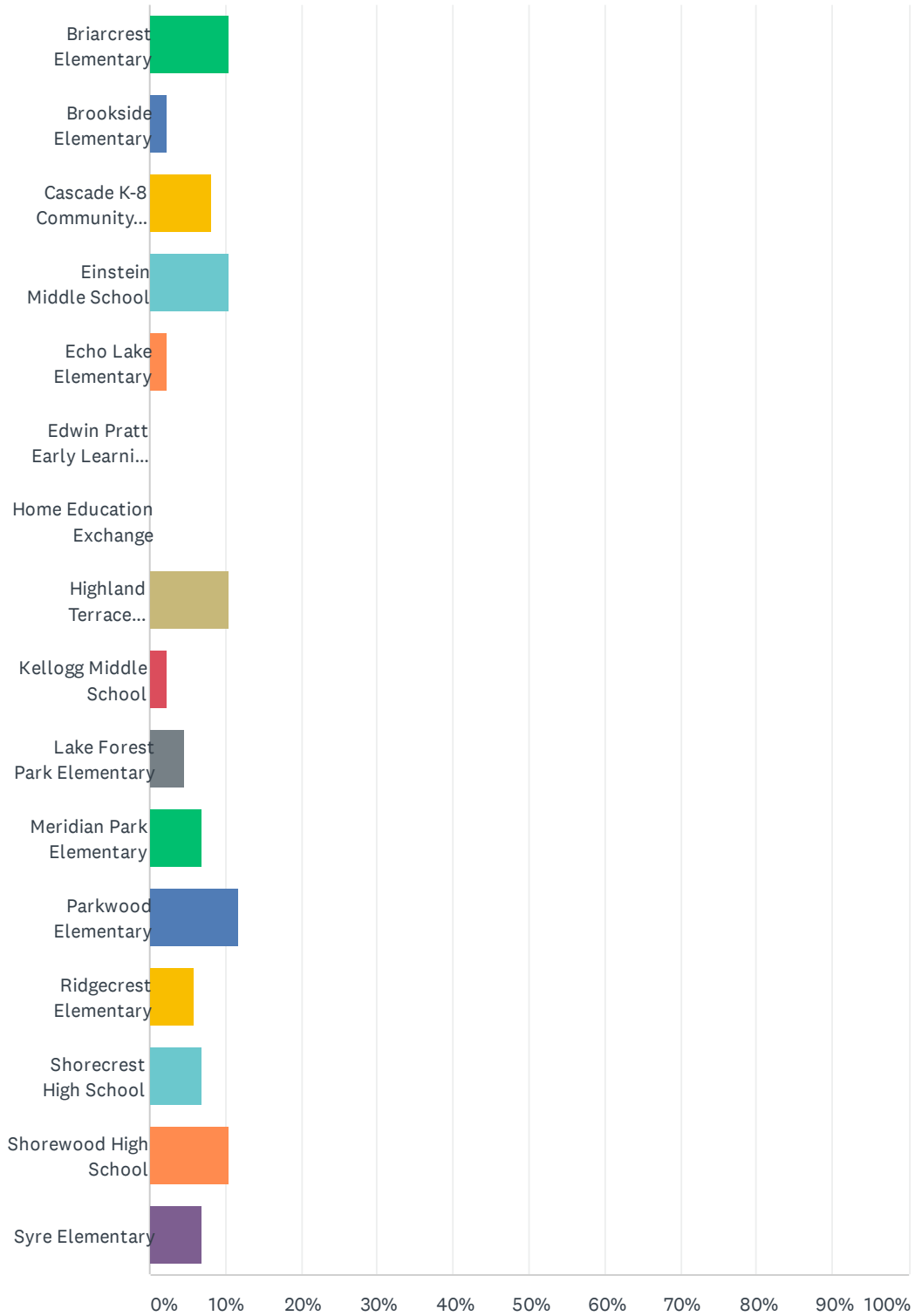
Answered: 87 Skipped: 0



ANSWER CHOICES	RESPONSES	
Preschool	0.00%	0
K	2.30%	2
1	14.94%	13
2	21.84%	19
3	13.79%	12
4	12.64%	11
5	3.45%	3
6	5.75%	5
7	3.45%	3
8	5.75%	5
9	5.75%	5
10	4.60%	4
11	3.45%	3
12	2.30%	2
TOTAL		87

## Q2 Which school does your child attend?

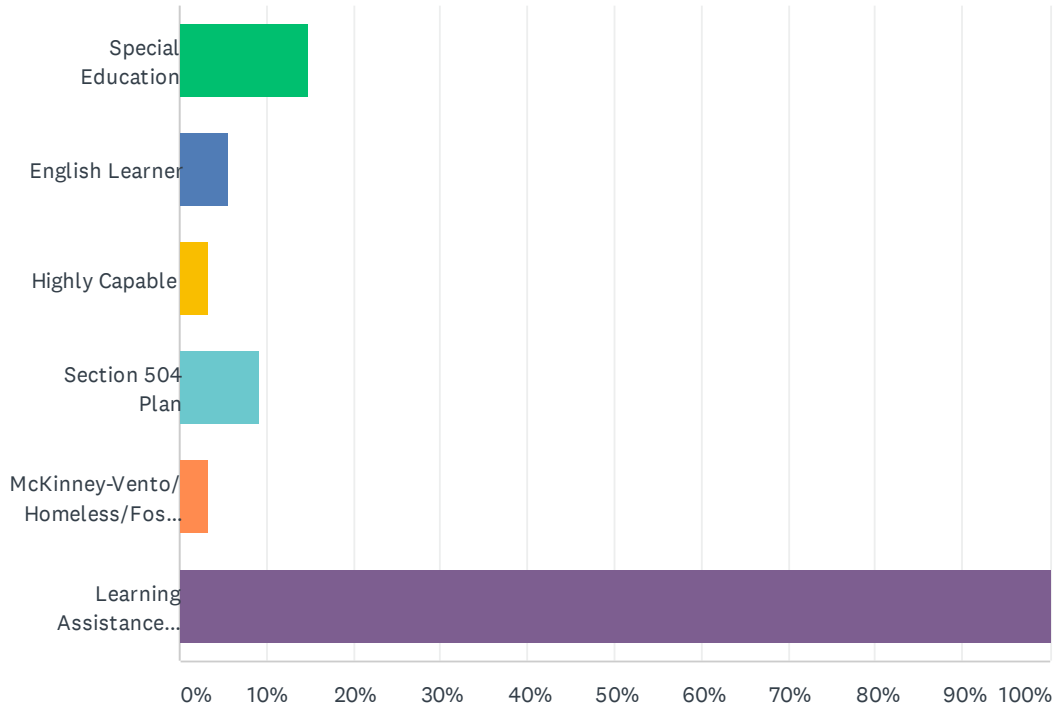
Answered: 86 Skipped: 1



ANSWER CHOICES	RESPONSES	
Briarcrest Elementary	10.47%	9
Brookside Elementary	2.33%	2
Cascade K-8 Community School	8.14%	7
Einstein Middle School	10.47%	9
Echo Lake Elementary	2.33%	2
Edwin Pratt Early Learning Center	0.00%	0
Home Education Exchange	0.00%	0
Highland Terrace Elementary	10.47%	9
Kellogg Middle School	2.33%	2
Lake Forest Park Elementary	4.65%	4
Meridian Park Elementary	6.98%	6
Parkwood Elementary	11.63%	10
Ridgecrest Elementary	5.81%	5
Shorecrest High School	6.98%	6
Shorewood High School	10.47%	9
Syre Elementary	6.98%	6
<b>TOTAL</b>		<b>86</b>

### Q3 If your child is in a special program, please select all that apply.

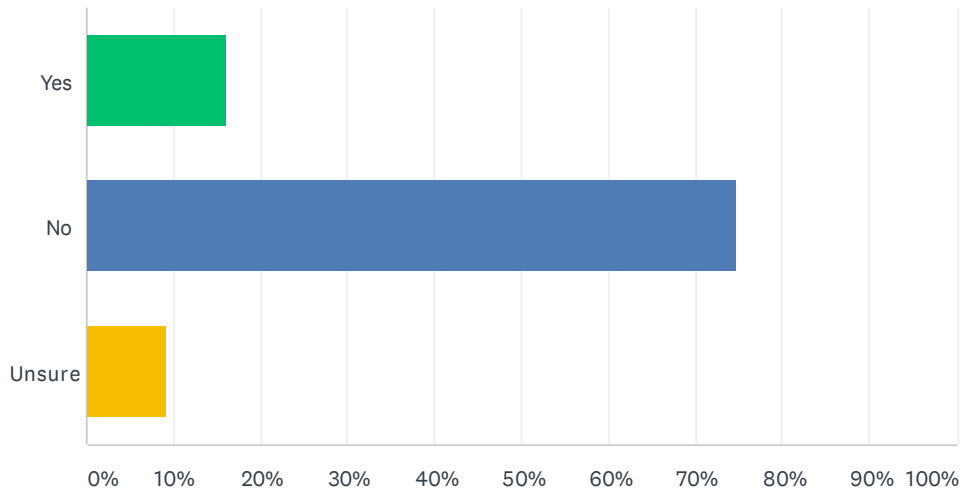
Answered: 87 Skipped: 0



ANSWER CHOICES	RESPONSES	
Special Education	14.94%	13
English Learner	5.75%	5
Highly Capable	3.45%	3
Section 504 Plan	9.20%	8
McKinney-Vento/Homeless/Foster Care	3.45%	3
Learning Assistance Program/Title I	100.00%	87
Total Respondents: 87		

### Q4 Does your child qualify for free or reduced-price school meals?

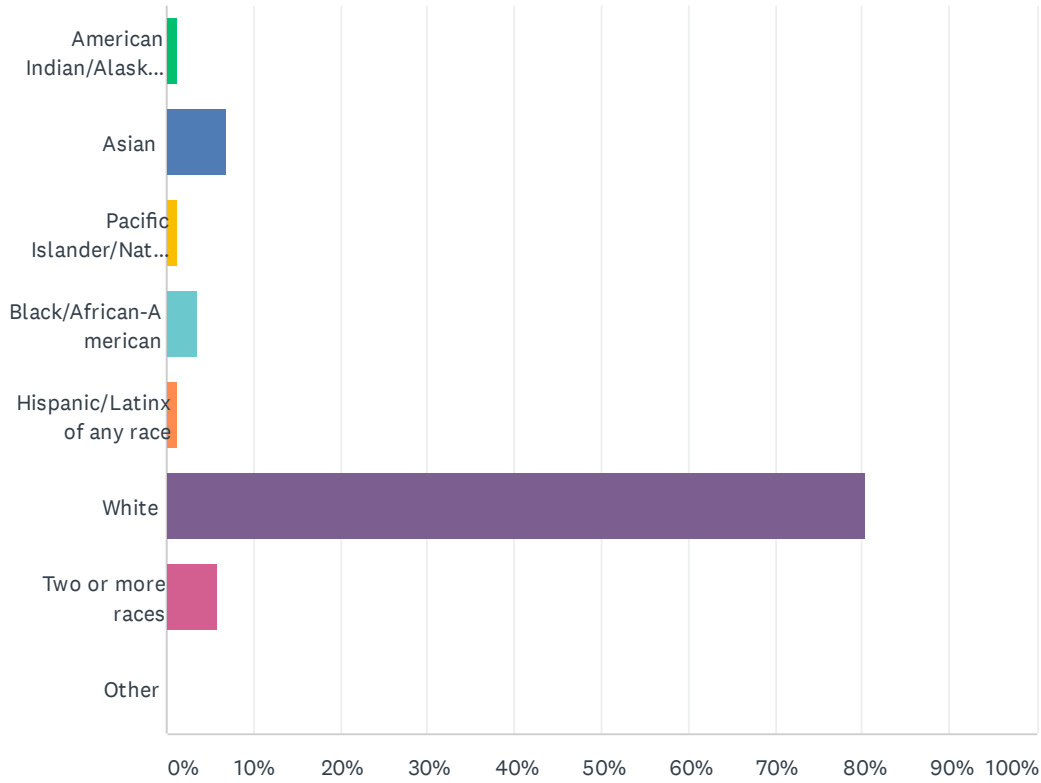
Answered: 87 Skipped: 0



ANSWER CHOICES	RESPONSES	
Yes	16.09%	14
No	74.71%	65
Unsure	9.20%	8
<b>TOTAL</b>		<b>87</b>

### Q5 What is your race/ethnic origin?

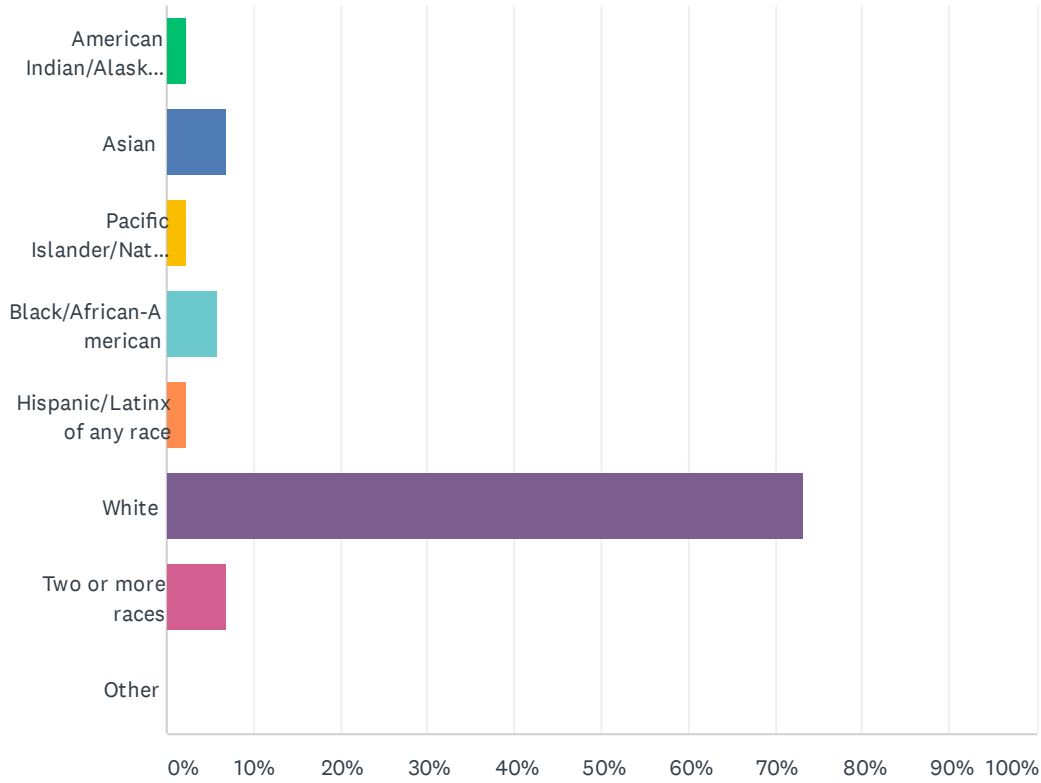
Answered: 86 Skipped: 1



ANSWER CHOICES	RESPONSES
American Indian/Alaskan Native	1.16% 1
Asian	6.98% 6
Pacific Islander/Native Hawaiian	1.16% 1
Black/African-American	3.49% 3
Hispanic/Latinx of any race	1.16% 1
White	80.23% 69
Two or more races	5.81% 5
Other	0.00% 0
<b>TOTAL</b>	<b>86</b>

### Q6 What is your child's race/ethnic origin?

Answered: 86 Skipped: 1

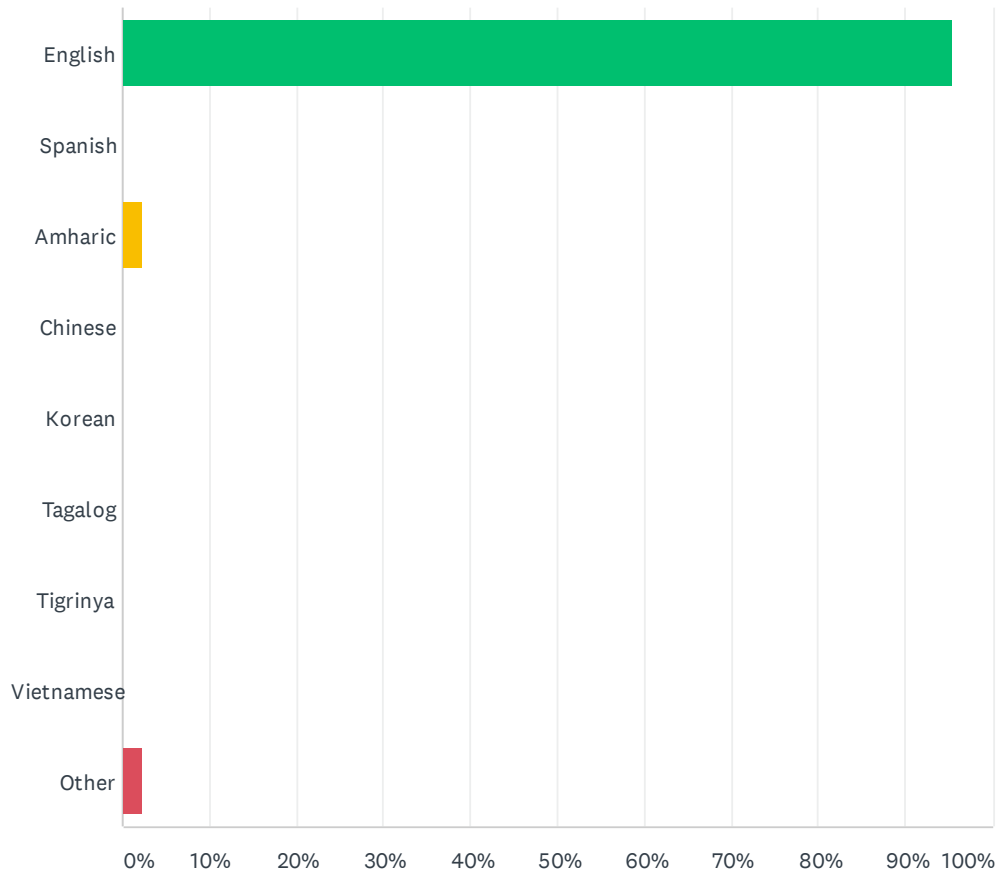


ANSWER CHOICES	RESPONSES
American Indian/Alaskan Native	2.33% 2
Asian	6.98% 6
Pacific Islander/Native Hawaiian	2.33% 2
Black/African-American	5.81% 5
Hispanic/Latinx of any race	2.33% 2
White	73.26% 63
Two or more races	6.98% 6
Other	0.00% 0
<b>TOTAL</b>	<b>86</b>



### Q7 What is your primary home language?

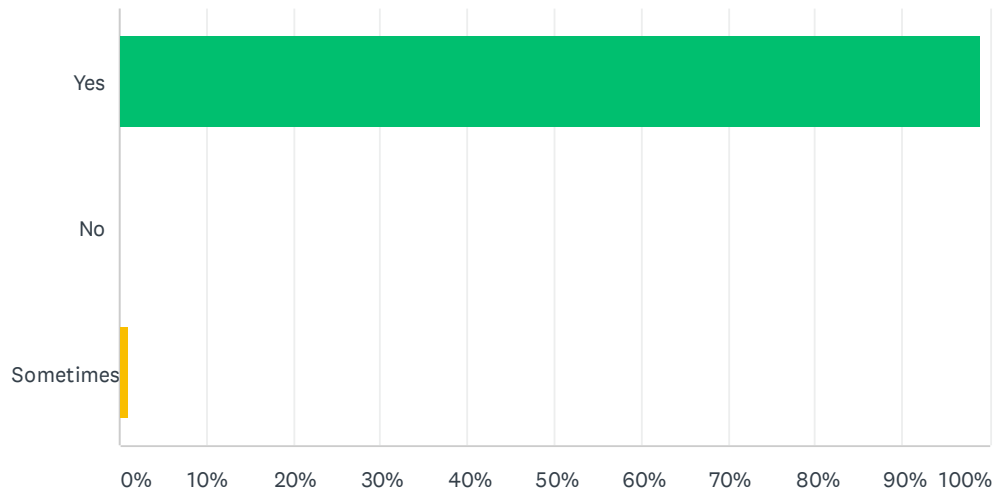
Answered: 87 Skipped: 0



ANSWER CHOICES	RESPONSES	
English	95.40%	83
Spanish	0.00%	0
Amharic	2.30%	2
Chinese	0.00%	0
Korean	0.00%	0
Tagalog	0.00%	0
Tigrinya	0.00%	0
Vietnamese	0.00%	0
Other	2.30%	2
<b>TOTAL</b>		<b>87</b>

### Q8 Do you receive information from your child’s school and the school district in a language you understand?

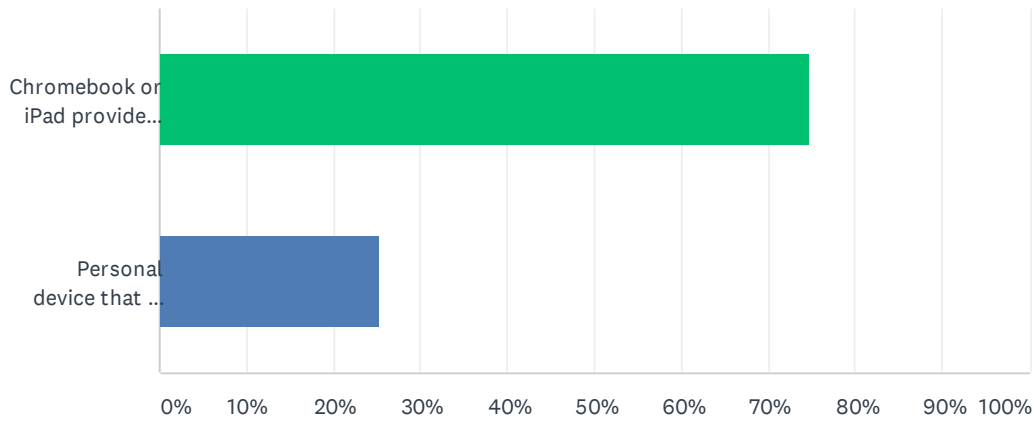
Answered: 87 Skipped: 0



ANSWER CHOICES	RESPONSES	
Yes	98.85%	86
No	0.00%	0
Sometimes	1.15%	1
TOTAL		87

# Q9 Is your child using a school-issued or personal Chromebook or iPad for remote learning?

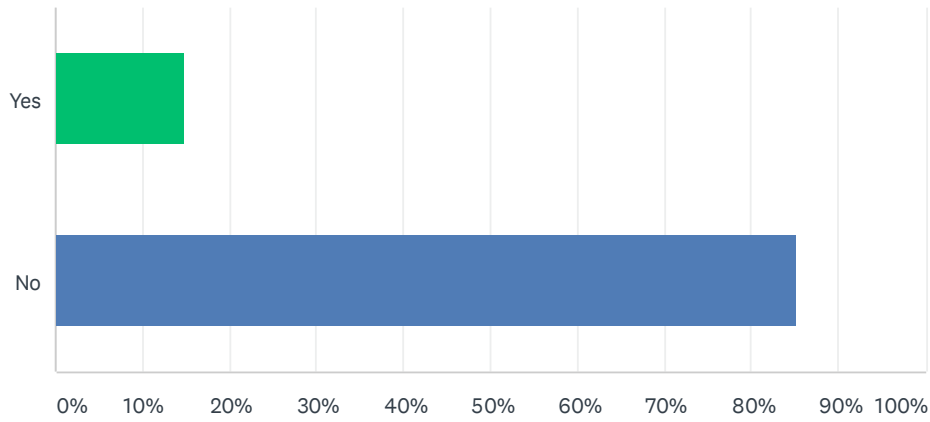
Answered: 87 Skipped: 0



ANSWER CHOICES	RESPONSES	
Chromebook or iPad provided by their school/district	74.71%	65
Personal device that we own	25.29%	22
TOTAL		87

### Q10 Did you check out a WiFi hotspot from your school or district?

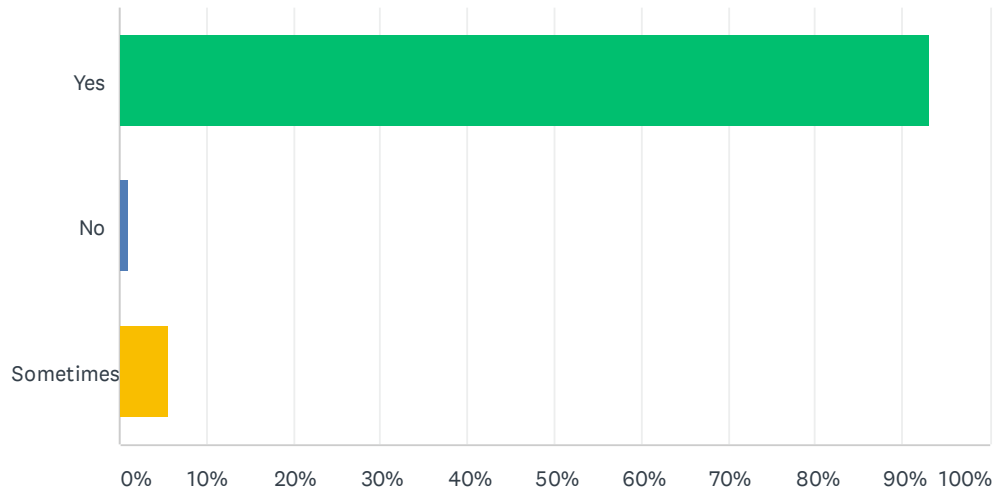
Answered: 87 Skipped: 0



ANSWER CHOICES	RESPONSES	
Yes	14.94%	13
No	85.06%	74
TOTAL		87

# Q11 Is your child currently able to access the internet for remote learning?

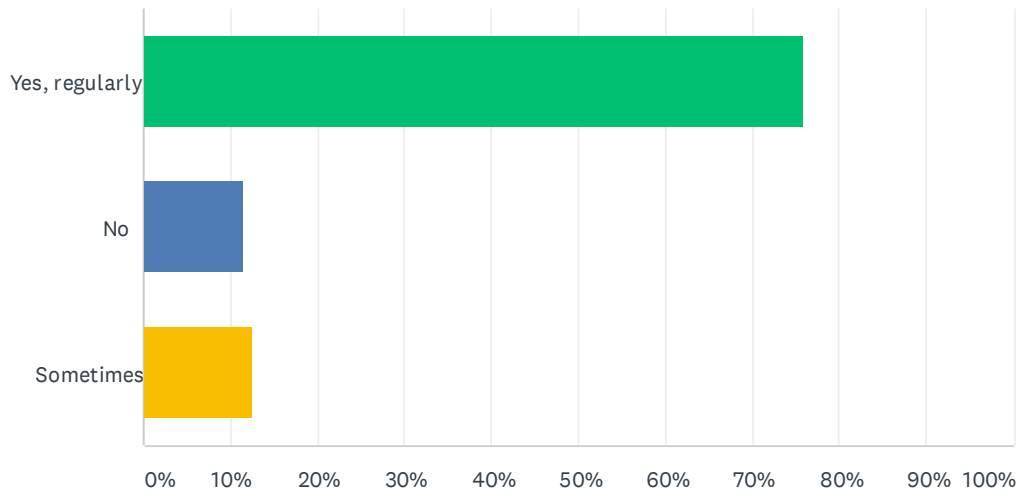
Answered: 87 Skipped: 0



ANSWER CHOICES	RESPONSES	
Yes	93.10%	81
No	1.15%	1
Sometimes	5.75%	5
TOTAL		87

## Q12 Do you use the parent/guardian Canvas or Seesaw app or website to monitor/support your child's schoolwork?

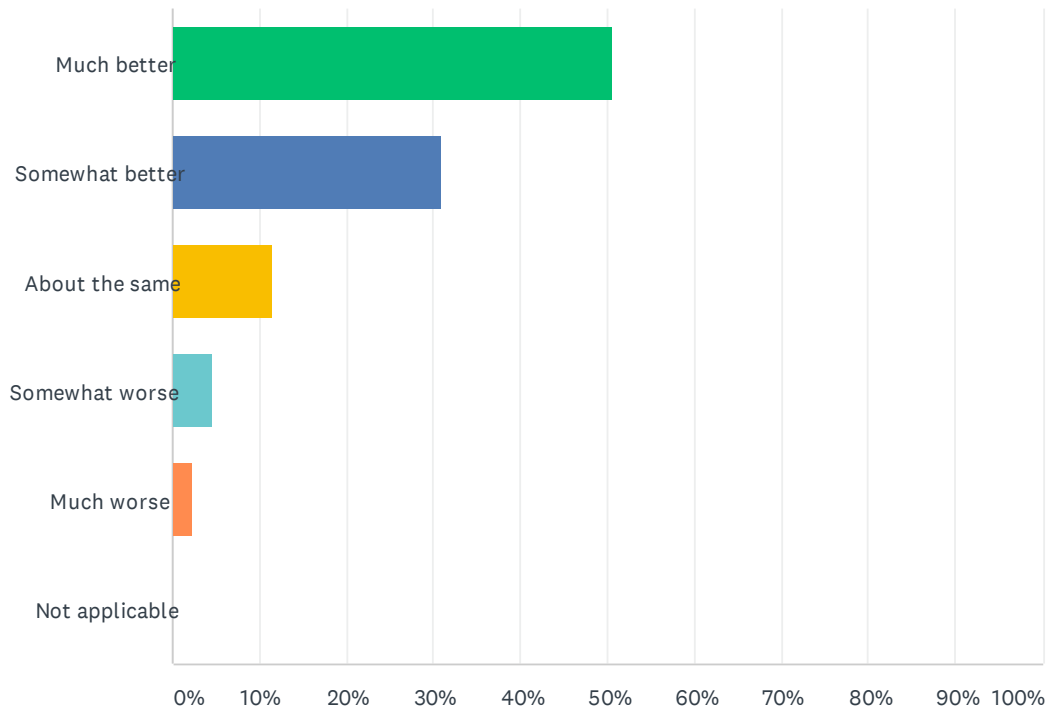
Answered: 87 Skipped: 0



ANSWER CHOICES	RESPONSES
Yes, regularly	75.86% 66
No	11.49% 10
Sometimes	12.64% 11
TOTAL	87

### Q13 Compared to your child’s remote learning experience in the spring, your child’s learning experience this fall has been:

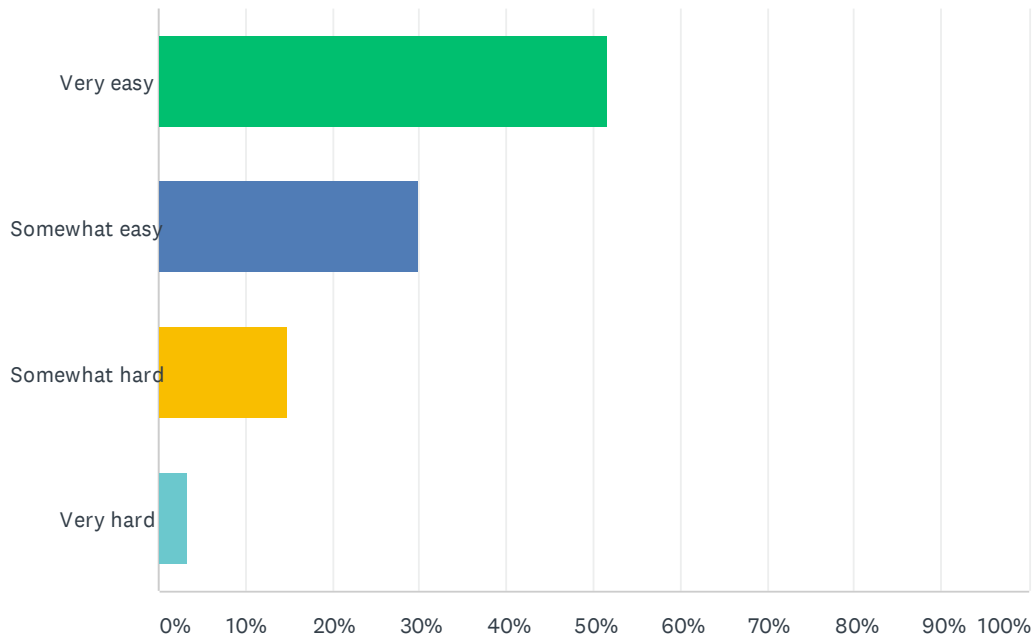
Answered: 87 Skipped: 0



ANSWER CHOICES	RESPONSES	
Much better	50.57%	44
Somewhat better	31.03%	27
About the same	11.49%	10
Somewhat worse	4.60%	4
Much worse	2.30%	2
Not applicable	0.00%	0
<b>TOTAL</b>		<b>87</b>

### Q14 How easy or hard has it been for your child to find their class links, such as ClassLink, Canvas, Seesaw or Zoom?

Answered: 87 Skipped: 0

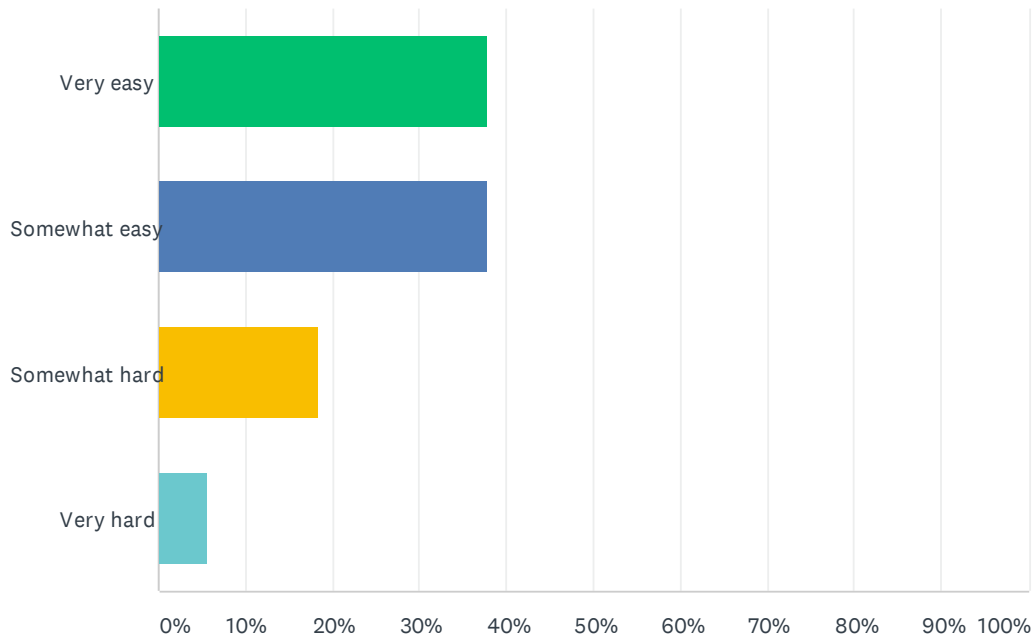


ANSWER CHOICES	RESPONSES	
Very easy	51.72%	45
Somewhat easy	29.89%	26
Somewhat hard	14.94%	13
Very hard	3.45%	3
TOTAL		87



## Q15 How easy or hard has it been for your child to find their class assignments?

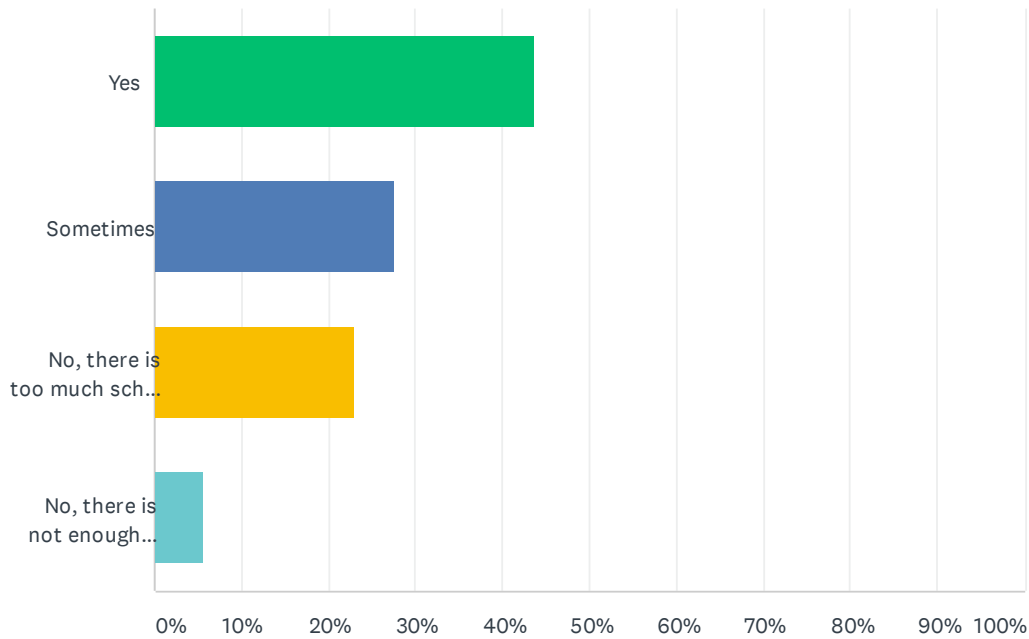
Answered: 87 Skipped: 0



ANSWER CHOICES	RESPONSES	
Very easy	37.93%	33
Somewhat easy	37.93%	33
Somewhat hard	18.39%	16
Very hard	5.75%	5
TOTAL		87

### Q16 Do you feel your child has an appropriate level of school work in the current remote learning model?

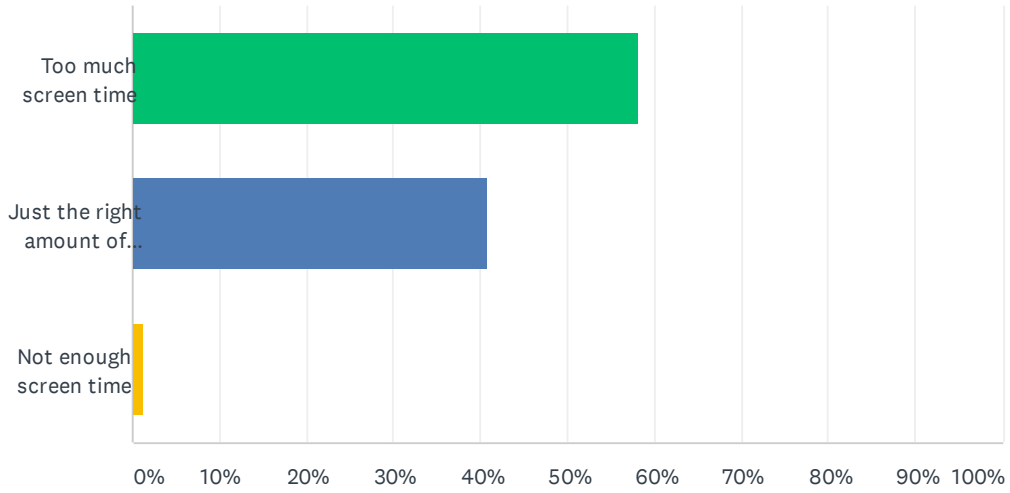
Answered: 87 Skipped: 0



ANSWER CHOICES	RESPONSES	
Yes	43.68%	38
Sometimes	27.59%	24
No, there is too much school work	22.99%	20
No, there is not enough school work	5.75%	5
<b>TOTAL</b>		<b>87</b>

### Q17 My child's remote learning schedule requires:

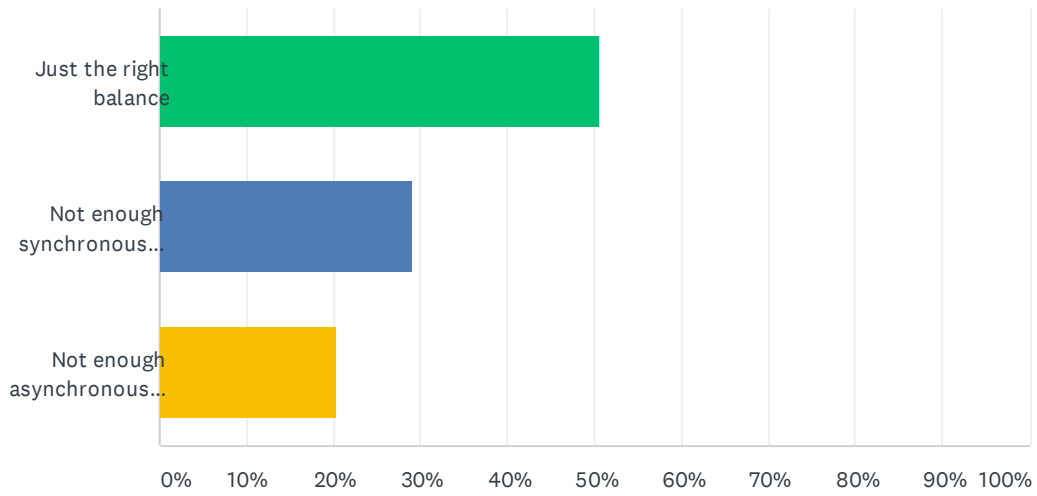
Answered: 86 Skipped: 1



ANSWER CHOICES	RESPONSES	
Too much screen time	58.14%	50
Just the right amount of screen time	40.70%	35
Not enough screen time	1.16%	1
TOTAL		86

### Q18 I feel my child’s mix of synchronous (teacher-led) and asynchronous (teacher-directed) time is:

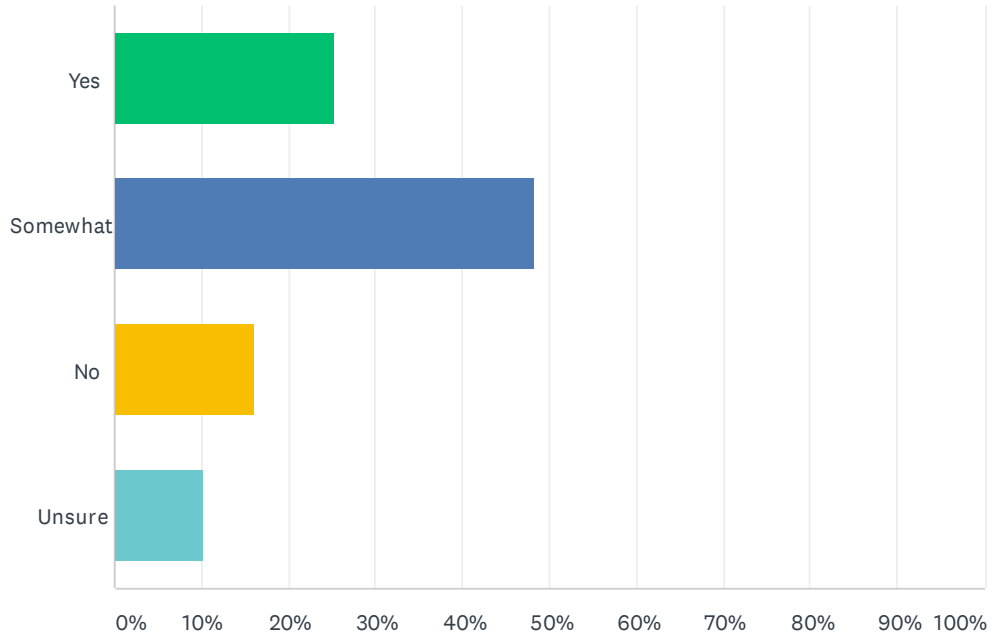
Answered: 79 Skipped: 8



ANSWER CHOICES	RESPONSES	
Just the right balance	50.63%	40
Not enough synchronous time	29.11%	23
Not enough asynchronous time	20.25%	16
TOTAL		79

### Q19 I feel my child is progressing in their learning:

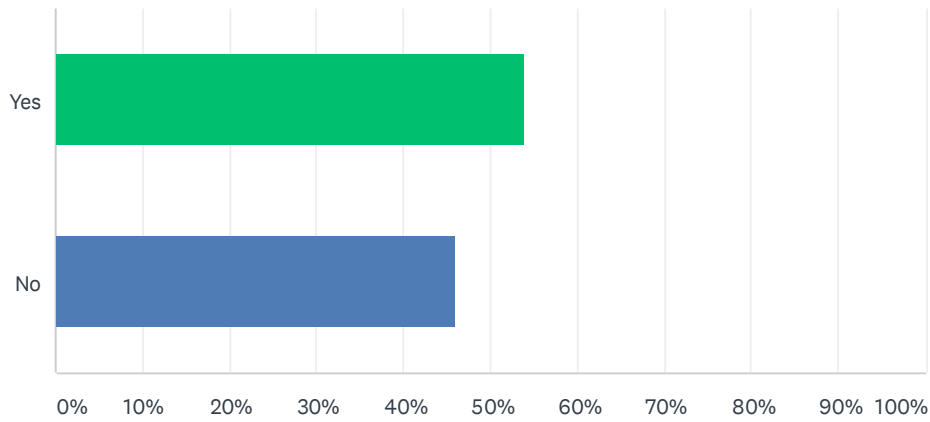
Answered: 87 Skipped: 0



ANSWER CHOICES	RESPONSES	
Yes	25.29%	22
Somewhat	48.28%	42
No	16.09%	14
Unsure	10.34%	9
<b>TOTAL</b>		<b>87</b>

## Q20 Have you experienced any technology issues that have prevented your child from accessing their class or learning tools for a period of time?

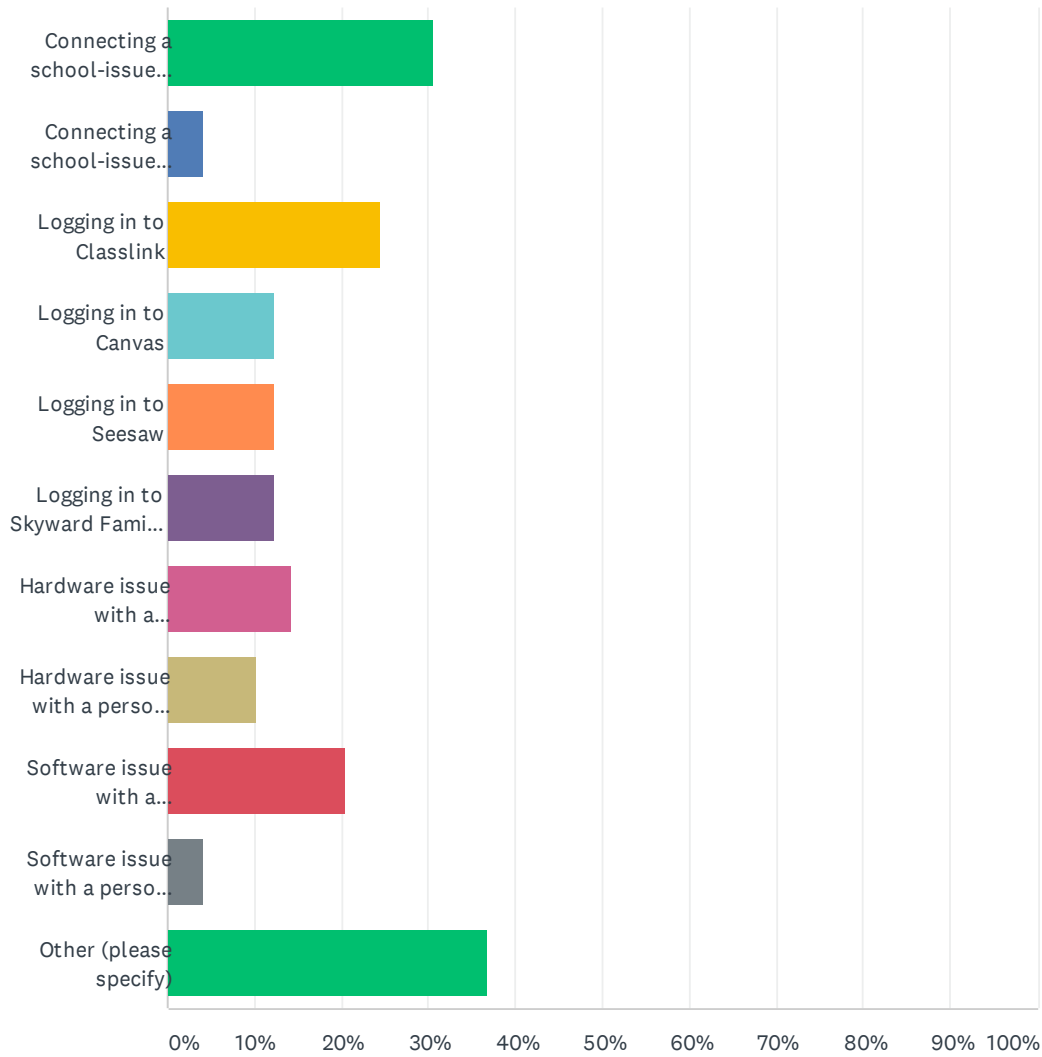
Answered: 87 Skipped: 0



ANSWER CHOICES	RESPONSES	
Yes	54.02%	47
No	45.98%	40
TOTAL		87

### Q21 If you answered YES to the previous question, please indicate the type/s of technology issues you or your child has experienced: (select all that apply)

Answered: 49 Skipped: 38

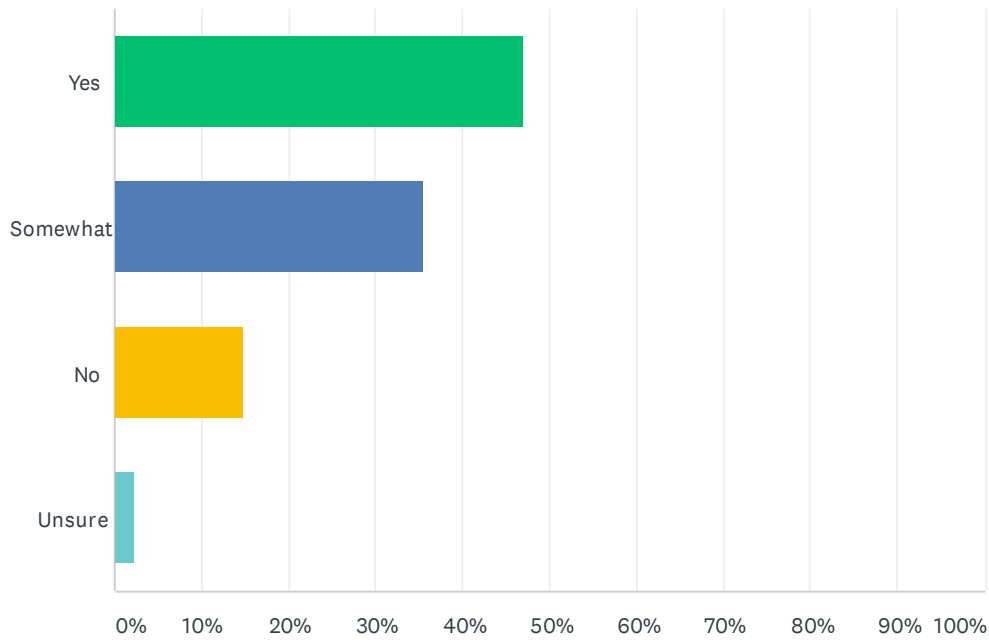


ANSWER CHOICES	RESPONSES	
Connecting a school-issued Chromebook/iPad to home internet	30.61%	15
Connecting a school-issued Chromebook/iPad to a school-issued wifi hotspot	4.08%	2
Logging in to Classlink	24.49%	12
Logging in to Canvas	12.24%	6
Logging in to Seesaw	12.24%	6
Logging in to Skyward Family Access	12.24%	6
Hardware issue with a school-issued Chromebook/iPad	14.29%	7
Hardware issue with a personal computer/device owned by the student or family	10.20%	5
Software issue with a school-issued Chromebook/iPad	20.41%	10
Software issue with a personal computer/device owned by the student or family	4.08%	2
Other (please specify)	36.73%	18
Total Respondents: 49		



## Q22 As a parent/guardian, I am provided enough information to support my child with remote learning:

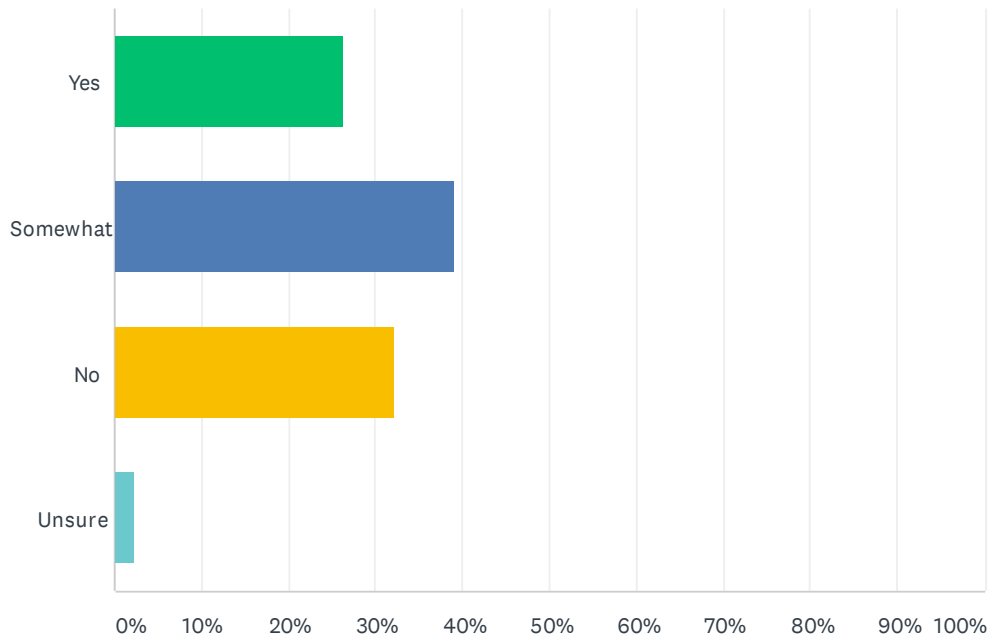
Answered: 87 Skipped: 0



ANSWER CHOICES	RESPONSES
Yes	47.13% 41
Somewhat	35.63% 31
No	14.94% 13
Unsure	2.30% 2
<b>TOTAL</b>	<b>87</b>

## Q23 Do you feel your child’s social and emotional needs are being supported by their school during this period of remote learning?

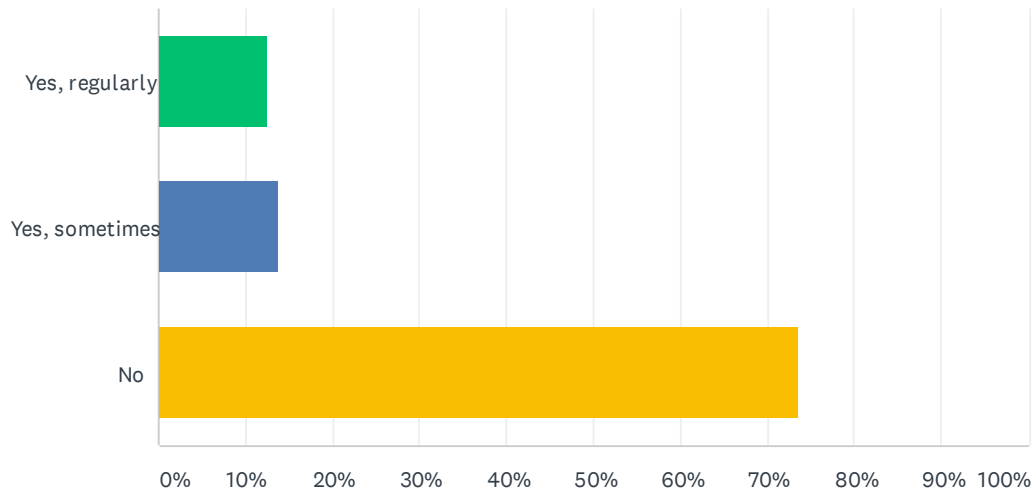
Answered: 87 Skipped: 0



ANSWER CHOICES	RESPONSES	
Yes	26.44%	23
Somewhat	39.08%	34
No	32.18%	28
Unsure	2.30%	2
<b>TOTAL</b>		<b>87</b>

## Q24 Has your family accessed school meals during remote learning this fall?

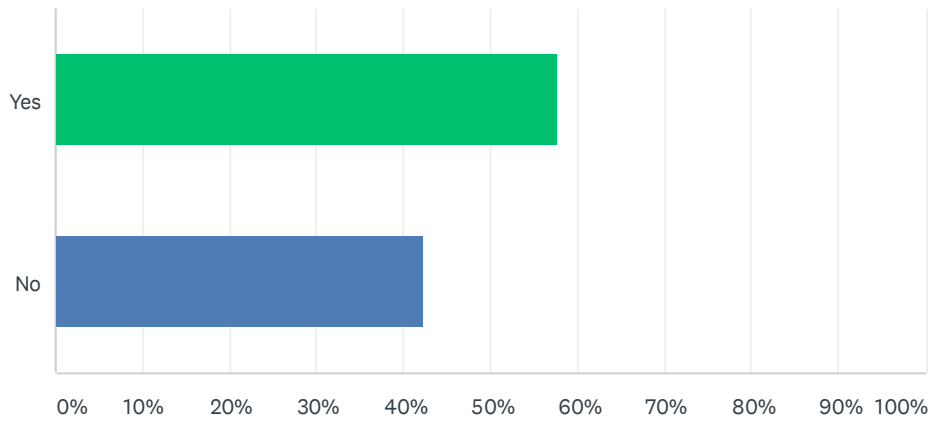
Answered: 87 Skipped: 0



ANSWER CHOICES	RESPONSES	
Yes, regularly	12.64%	11
Yes, sometimes	13.79%	12
No	73.56%	64
<b>TOTAL</b>		<b>87</b>

## Q25 Did you attend or watch a recording of one of our Family Academy webinars at the beginning of the school year?

Answered: 85 Skipped: 2



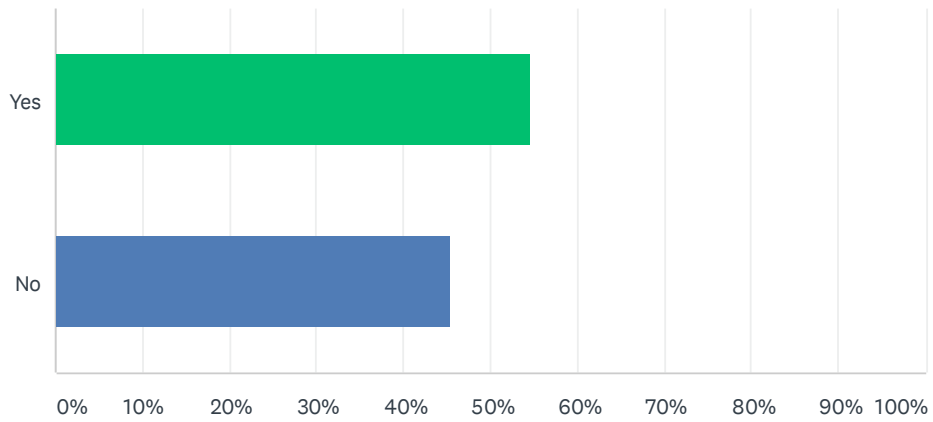
ANSWER CHOICES	RESPONSES	
Yes	57.65%	49
No	42.35%	36
TOTAL		85

**Q26** If there is a topic you would like to see covered at a future Family Academy, please include it here.

Answered: 14 Skipped: 73

## Q27 Have you accessed the Remote Learning Resources webpage on your school or district website?

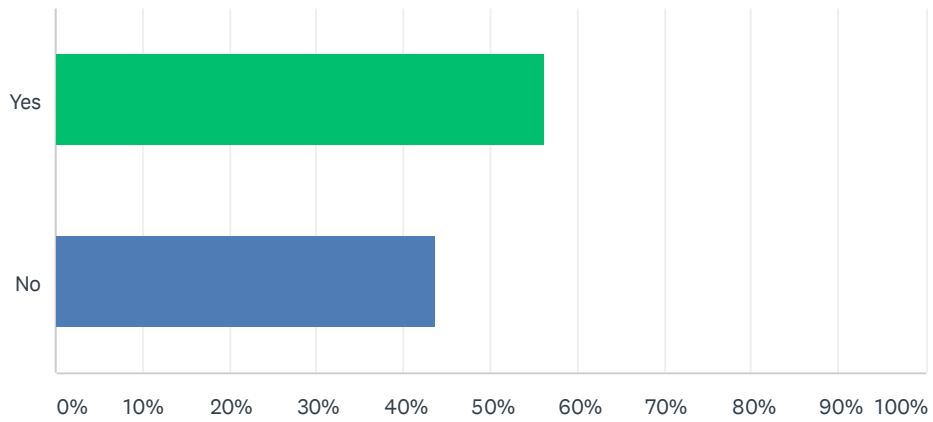
Answered: 86 Skipped: 1



ANSWER CHOICES	RESPONSES	
Yes	54.65%	47
No	45.35%	39
TOTAL		86

# Q28 Have you contacted your school regarding any needs your family may have?

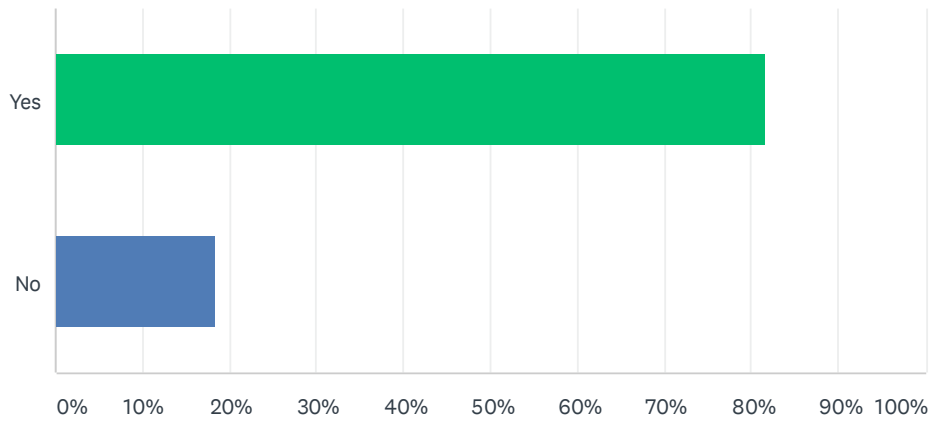
Answered: 87 Skipped: 0



ANSWER CHOICES	RESPONSES	
Yes	56.32%	49
No	43.68%	38
TOTAL		87

# Q29 Do you know who to contact at your school if you need resources or support?

Answered: 87 Skipped: 0

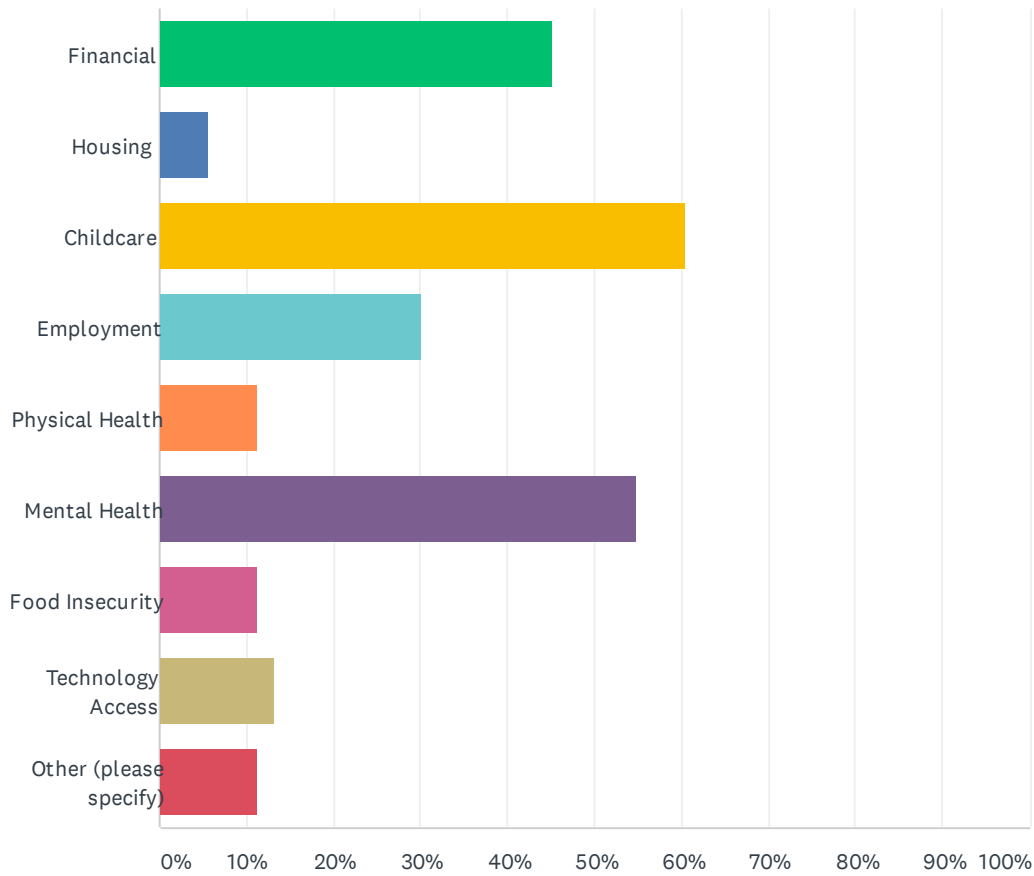


ANSWER CHOICES	RESPONSES	
Yes	81.61%	71
No	18.39%	16
TOTAL		87



### Q30 If your family is currently experiencing hardship due to the COVID-19 pandemic, what are those challenges? (select all that apply)

Answered: 53 Skipped: 34



ANSWER CHOICES	RESPONSES	
Financial	45.28%	24
Housing	5.66%	3
Childcare	60.38%	32
Employment	30.19%	16
Physical Health	11.32%	6
Mental Health	54.72%	29
Food Insecurity	11.32%	6
Technology Access	13.21%	7
Other (please specify)	11.32%	6
Total Respondents: 53		