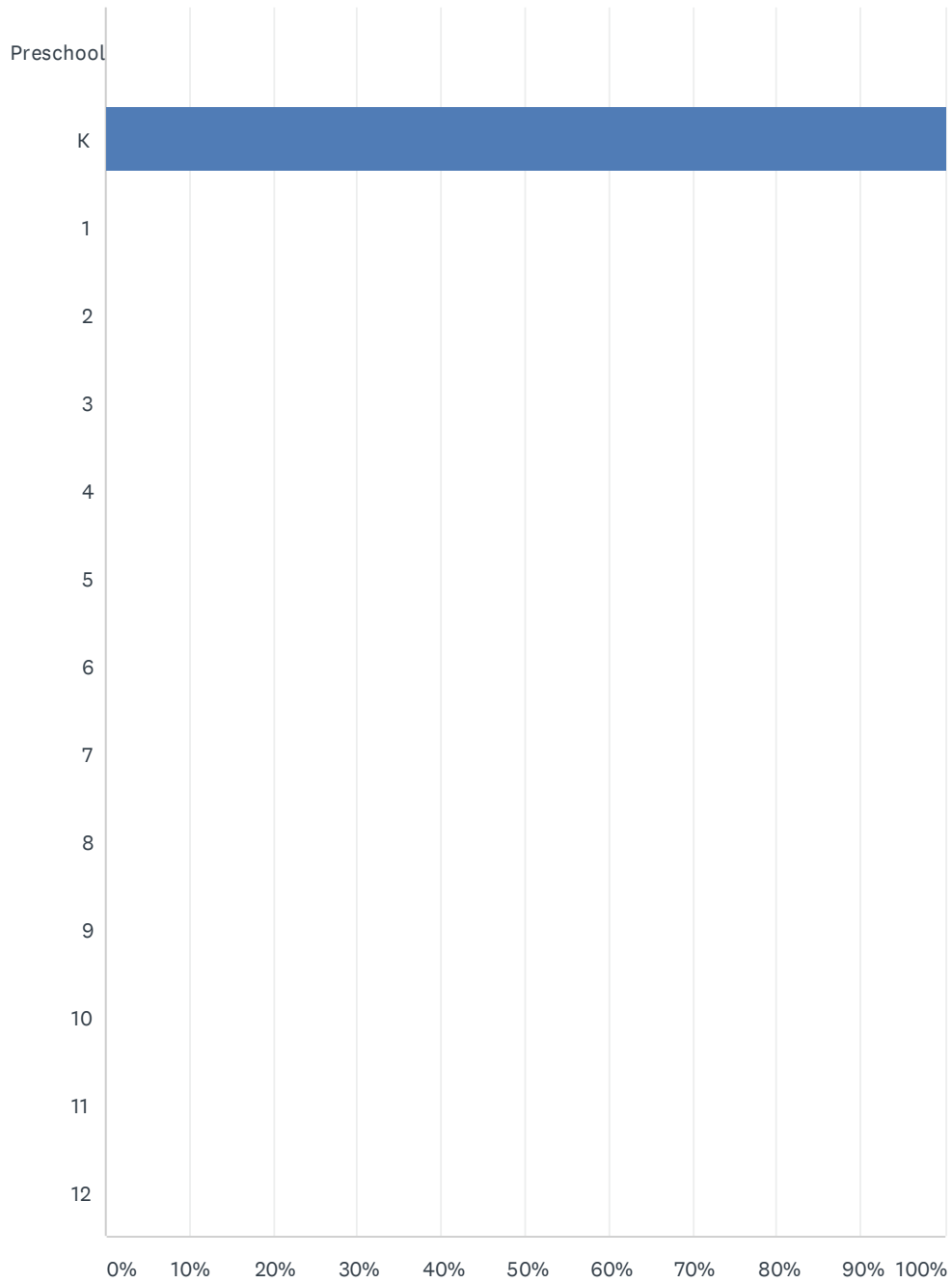


Q1 Please select your child's grade level:

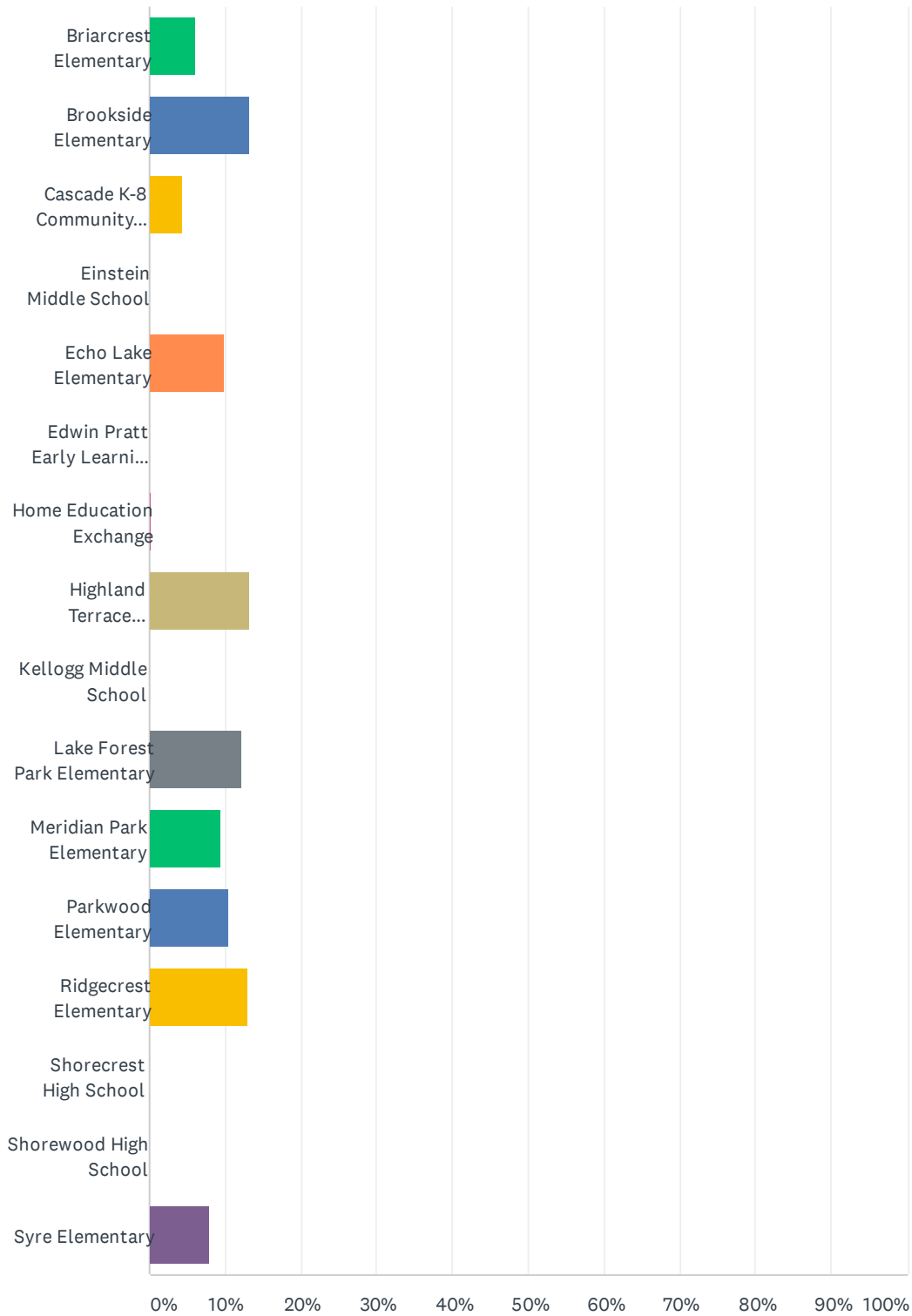
Answered: 363 Skipped: 0



ANSWER CHOICES	RESPONSES	
Preschool	0.00%	0
K	100.00%	363
1	0.00%	0
2	0.00%	0
3	0.00%	0
4	0.00%	0
5	0.00%	0
6	0.00%	0
7	0.00%	0
8	0.00%	0
9	0.00%	0
10	0.00%	0
11	0.00%	0
12	0.00%	0
TOTAL		363

Q2 Which school does your child attend?

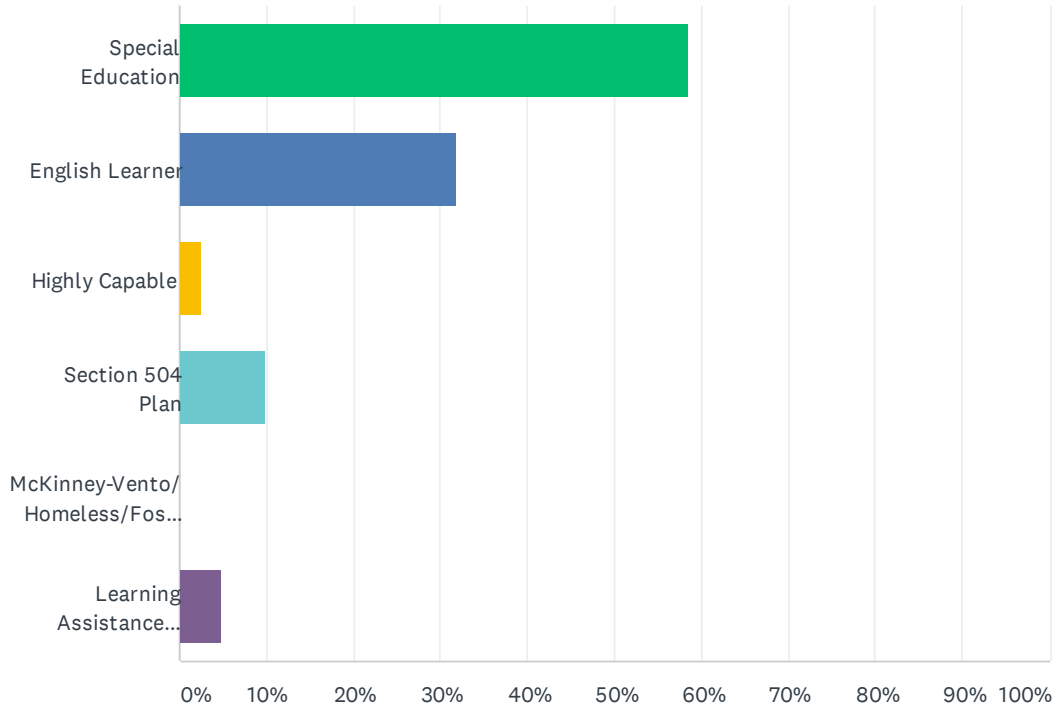
Answered: 363 Skipped: 0



ANSWER CHOICES	RESPONSES	
Briarcrest Elementary	6.06%	22
Brookside Elementary	13.22%	48
Cascade K-8 Community School	4.41%	16
Einstein Middle School	0.00%	0
Echo Lake Elementary	9.92%	36
Edwin Pratt Early Learning Center	0.00%	0
Home Education Exchange	0.28%	1
Highland Terrace Elementary	13.22%	48
Kellogg Middle School	0.00%	0
Lake Forest Park Elementary	12.12%	44
Meridian Park Elementary	9.37%	34
Parkwood Elementary	10.47%	38
Ridgecrest Elementary	12.95%	47
Shorecrest High School	0.00%	0
Shorewood High School	0.00%	0
Syre Elementary	7.99%	29
TOTAL		363

Q3 If your child is in a special program, please select all that apply.

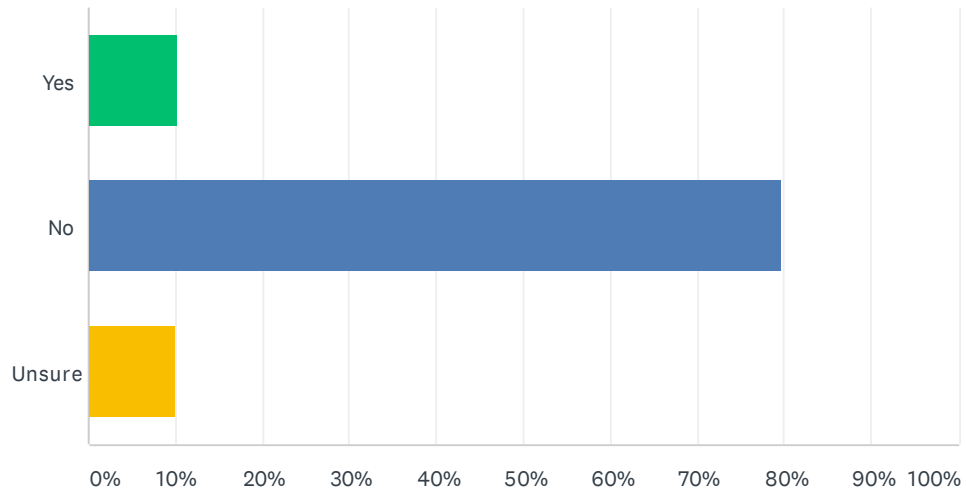
Answered: 41 Skipped: 322



ANSWER CHOICES	RESPONSES	
Special Education	58.54%	24
English Learner	31.71%	13
Highly Capable	2.44%	1
Section 504 Plan	9.76%	4
McKinney-Vento/Homeless/Foster Care	0.00%	0
Learning Assistance Program/Title I	4.88%	2
Total Respondents: 41		

Q4 Does your child qualify for free or reduced-price school meals?

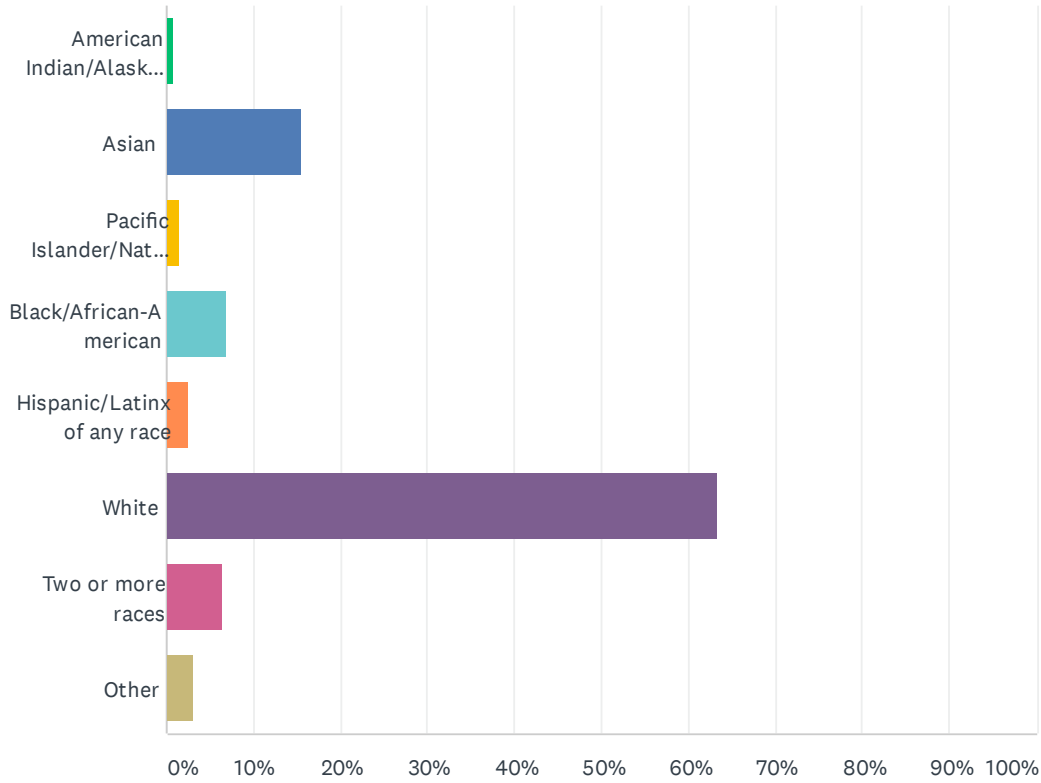
Answered: 358 Skipped: 5



ANSWER CHOICES	RESPONSES	
Yes	10.34%	37
No	79.61%	285
Unsure	10.06%	36
TOTAL		358

Q5 What is your race/ethnic origin?

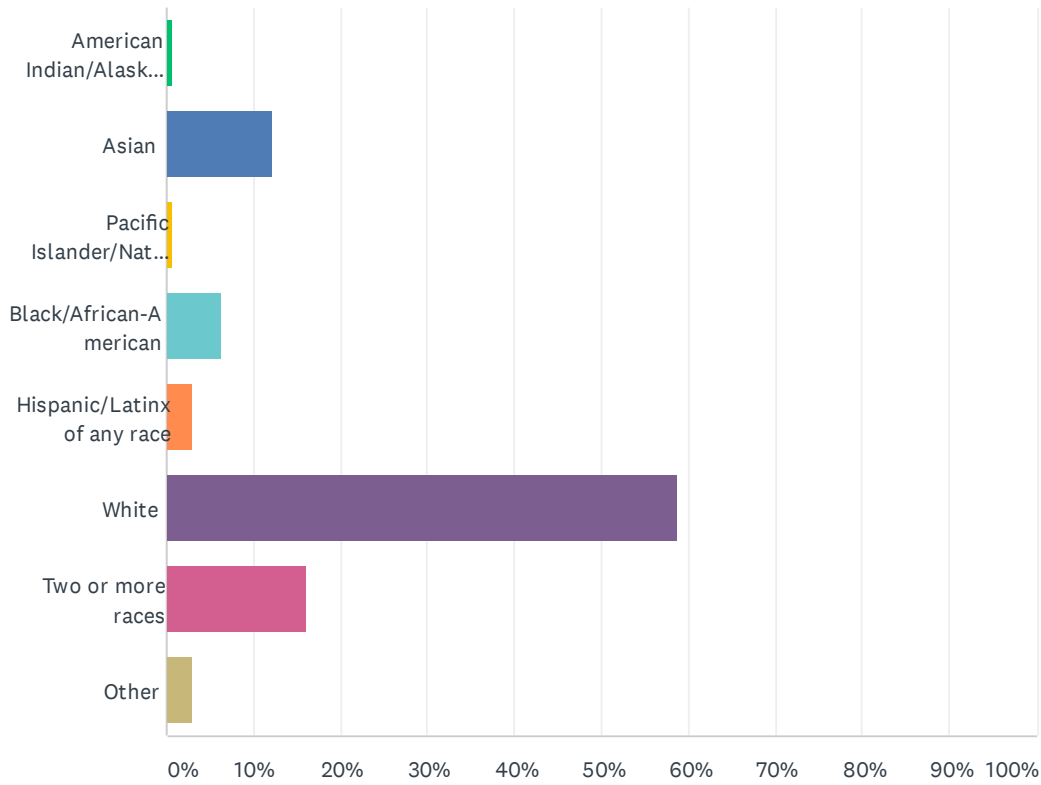
Answered: 357 Skipped: 6



ANSWER CHOICES	RESPONSES
American Indian/Alaskan Native	0.84% 3
Asian	15.41% 55
Pacific Islander/Native Hawaiian	1.40% 5
Black/African-American	7.00% 25
Hispanic/Latinx of any race	2.52% 9
White	63.31% 226
Two or more races	6.44% 23
Other	3.08% 11
TOTAL	357

Q6 What is your child's race/ethnic origin?

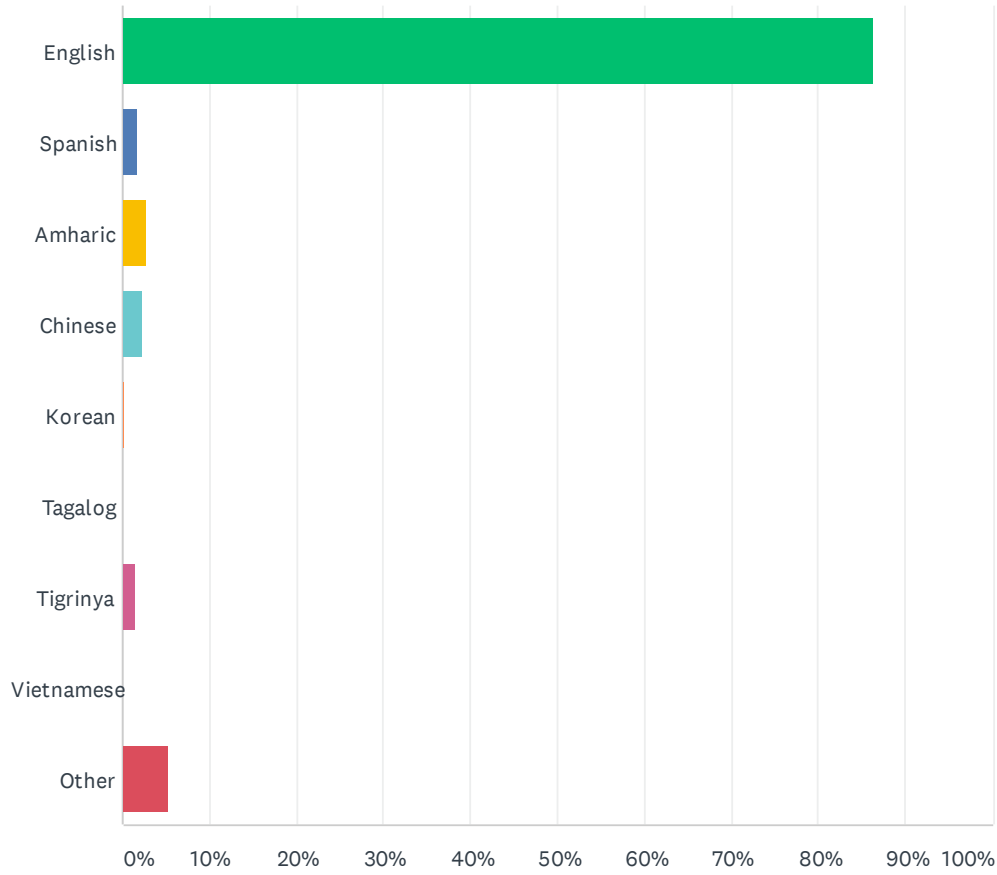
Answered: 354 Skipped: 9



ANSWER CHOICES	RESPONSES
American Indian/Alaskan Native	0.56% 2
Asian	12.15% 43
Pacific Islander/Native Hawaiian	0.56% 2
Black/African-American	6.21% 22
Hispanic/Latinx of any race	2.82% 10
White	58.76% 208
Two or more races	16.10% 57
Other	2.82% 10
TOTAL	354

Q7 What is your primary home language?

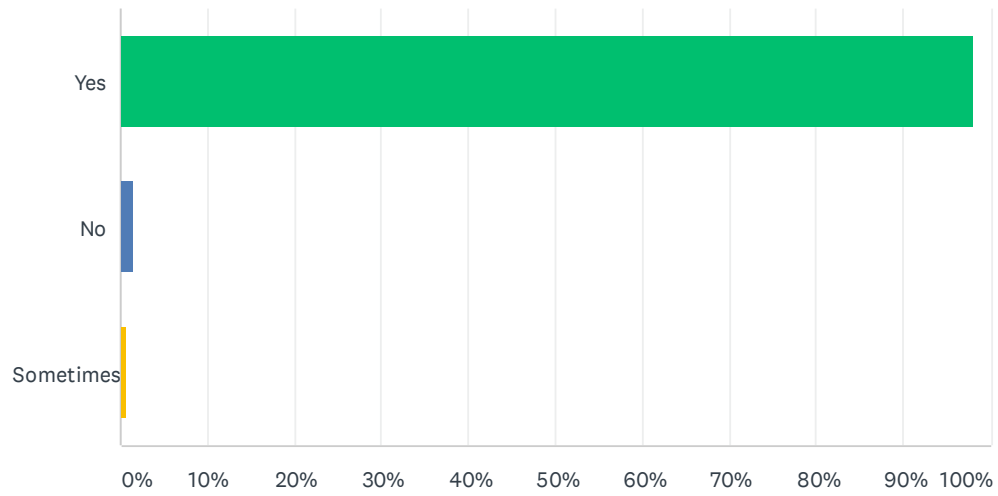
Answered: 361 Skipped: 2



ANSWER CHOICES	RESPONSES	
English	86.43%	312
Spanish	1.66%	6
Amharic	2.77%	10
Chinese	2.22%	8
Korean	0.28%	1
Tagalog	0.00%	0
Tigrinya	1.39%	5
Vietnamese	0.00%	0
Other	5.26%	19
TOTAL		361

Q8 Do you receive information from your child’s school and the school district in a language you understand?

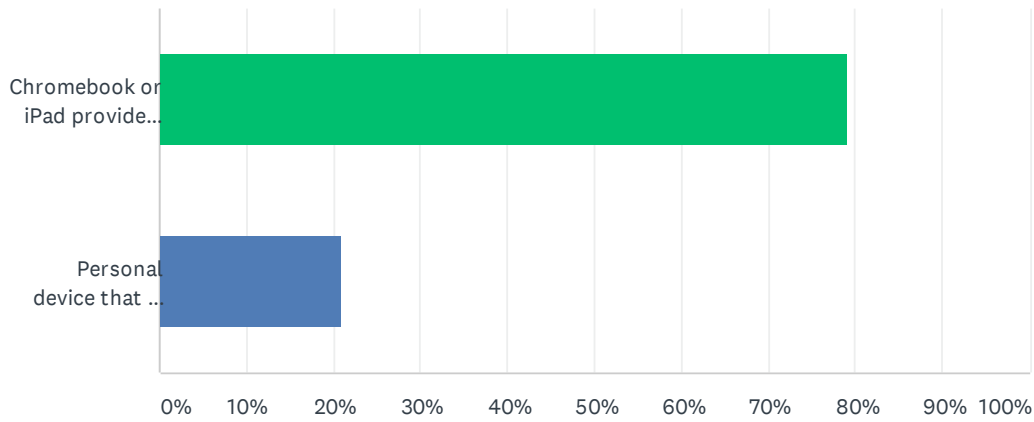
Answered: 362 Skipped: 1



ANSWER CHOICES		RESPONSES	
Yes		98.07%	355
No		1.38%	5
Sometimes		0.55%	2
TOTAL			362

Q9 Is your child using a school-issued or personal Chromebook or iPad for remote learning?

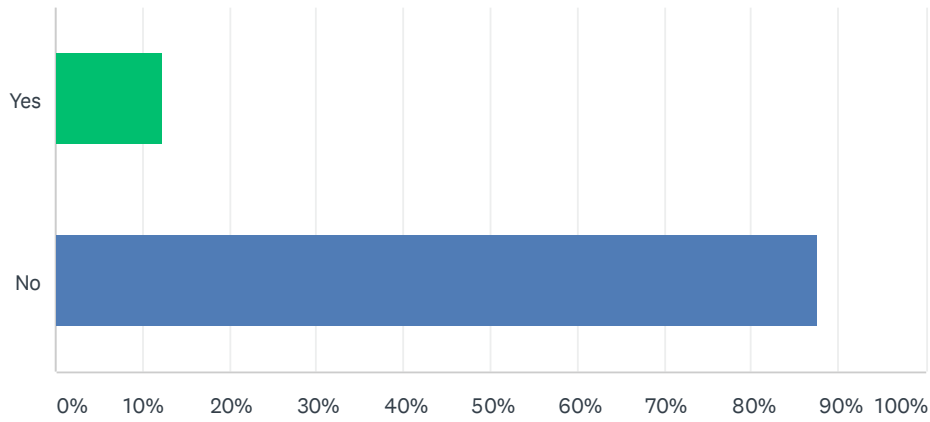
Answered: 363 Skipped: 0



ANSWER CHOICES	RESPONSES	
Chromebook or iPad provided by their school/district	79.06%	287
Personal device that we own	20.94%	76
TOTAL		363

Q10 Did you check out a WiFi hotspot from your school or district?

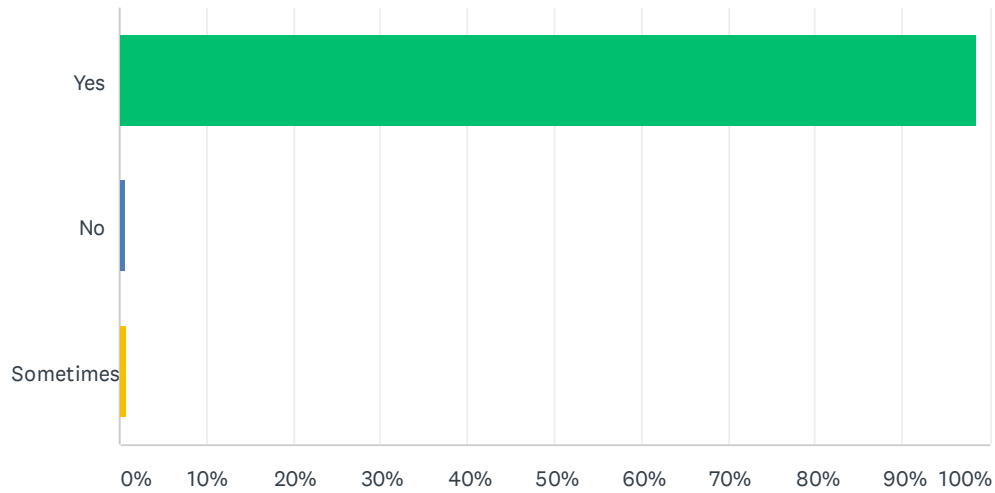
Answered: 362 Skipped: 1



ANSWER CHOICES	RESPONSES
Yes	12.43% 45
No	87.57% 317
TOTAL	362

Q11 Is your child currently able to access the internet for remote learning?

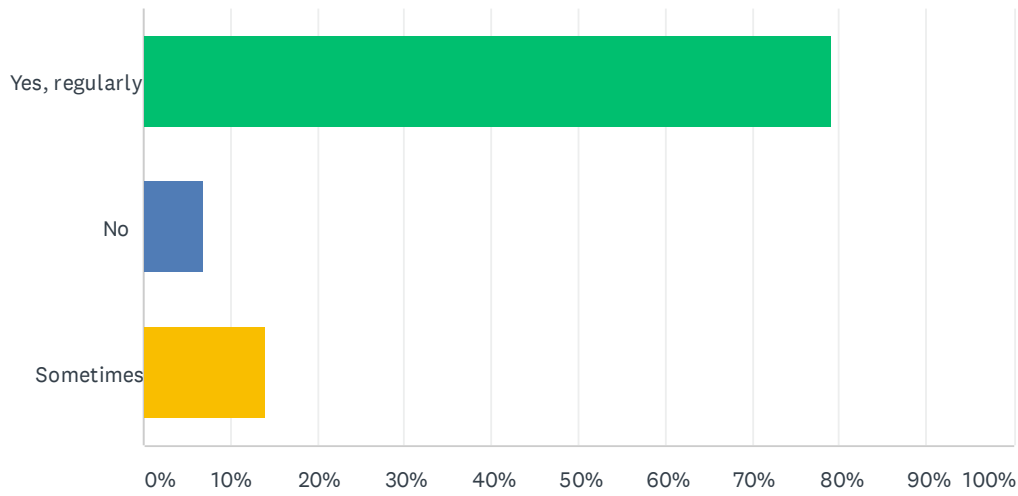
Answered: 363 Skipped: 0



ANSWER CHOICES	RESPONSES	
Yes	98.62%	358
No	0.55%	2
Sometimes	0.83%	3
TOTAL		363

Q12 Do you use the parent/guardian Canvas or Seesaw app or website to monitor/support your child’s schoolwork?

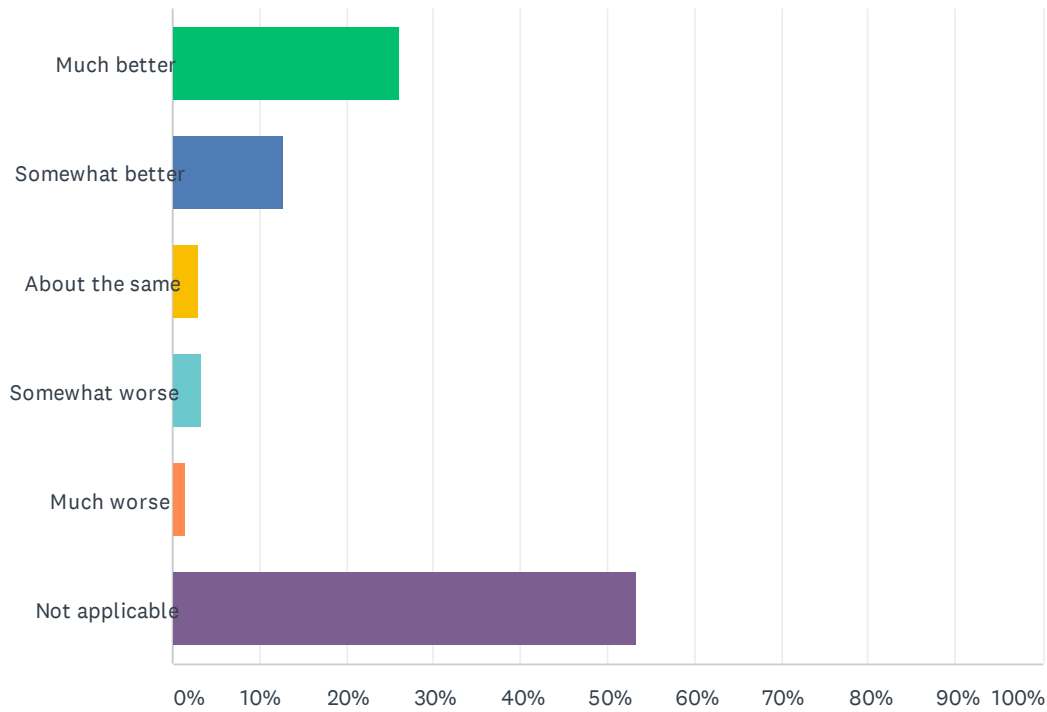
Answered: 362 Skipped: 1



ANSWER CHOICES		RESPONSES	
Yes, regularly		79.01%	286
No		6.91%	25
Sometimes		14.09%	51
TOTAL			362

Q13 Compared to your child’s remote learning experience in the spring, your child’s learning experience this fall has been:

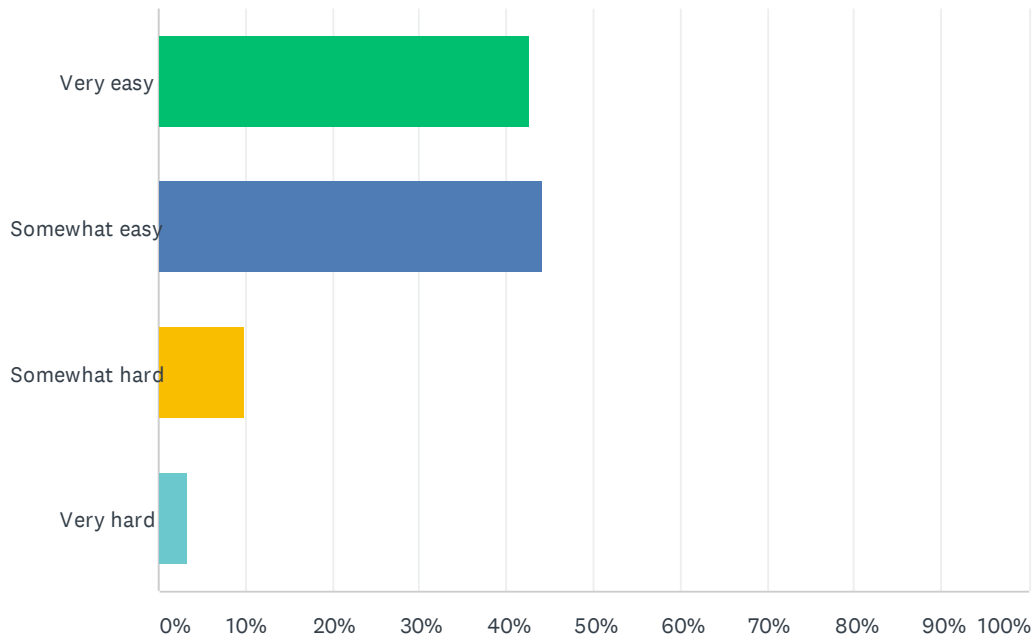
Answered: 363 Skipped: 0



ANSWER CHOICES	RESPONSES	
Much better	26.17%	95
Somewhat better	12.67%	46
About the same	3.03%	11
Somewhat worse	3.31%	12
Much worse	1.38%	5
Not applicable	53.44%	194
TOTAL		363

Q14 How easy or hard has it been for your child to find their class links, such as ClassLink, Canvas, Seesaw or Zoom?

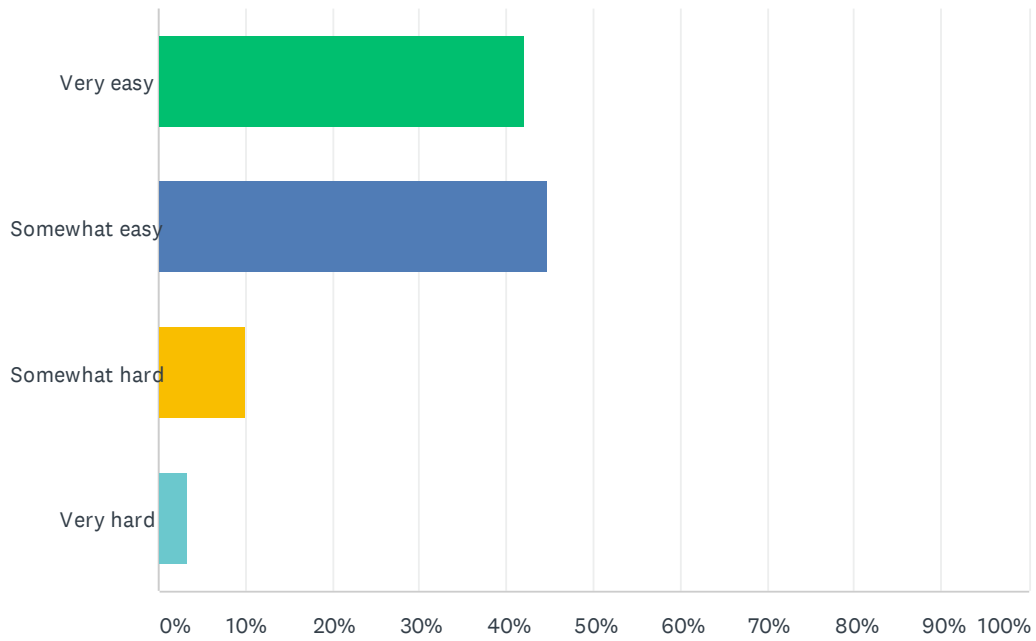
Answered: 363 Skipped: 0



ANSWER CHOICES	RESPONSES	
Very easy	42.70%	155
Somewhat easy	44.08%	160
Somewhat hard	9.92%	36
Very hard	3.31%	12
TOTAL		363

Q15 How easy or hard has it been for your child to find their class assignments?

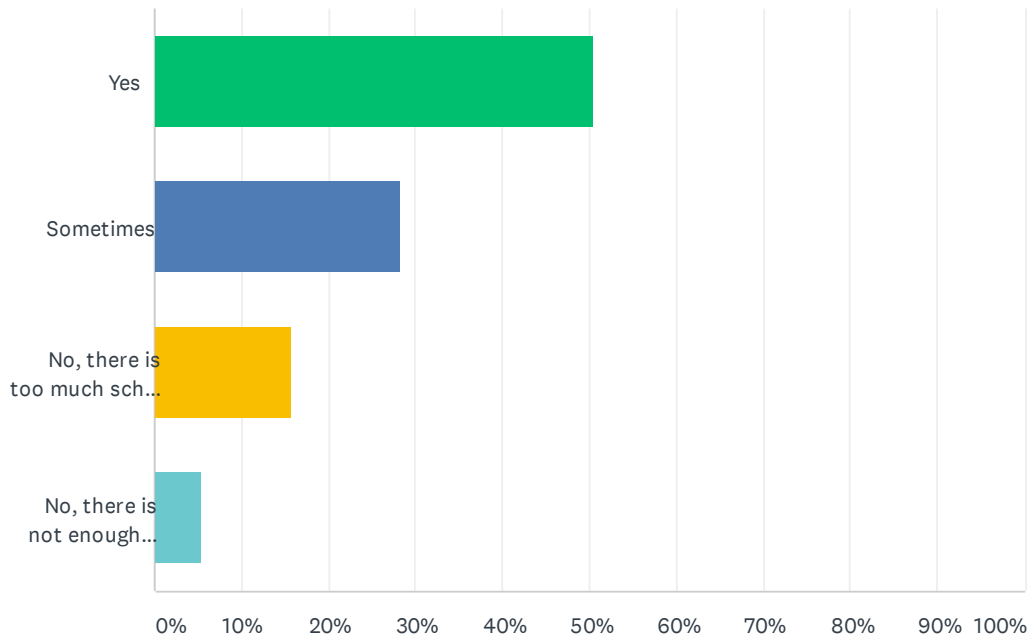
Answered: 362 Skipped: 1



ANSWER CHOICES	RESPONSES	
Very easy	41.99%	152
Somewhat easy	44.75%	162
Somewhat hard	9.94%	36
Very hard	3.31%	12
TOTAL		362

Q16 Do you feel your child has an appropriate level of school work in the current remote learning model?

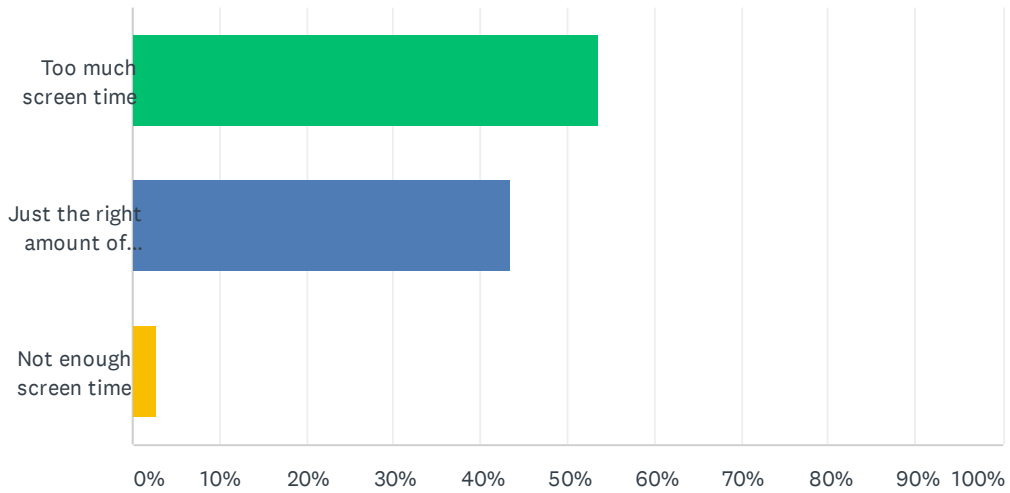
Answered: 361 Skipped: 2



ANSWER CHOICES	RESPONSES	
Yes	50.42%	182
Sometimes	28.25%	102
No, there is too much school work	15.79%	57
No, there is not enough school work	5.54%	20
TOTAL		361

Q17 My child's remote learning schedule requires:

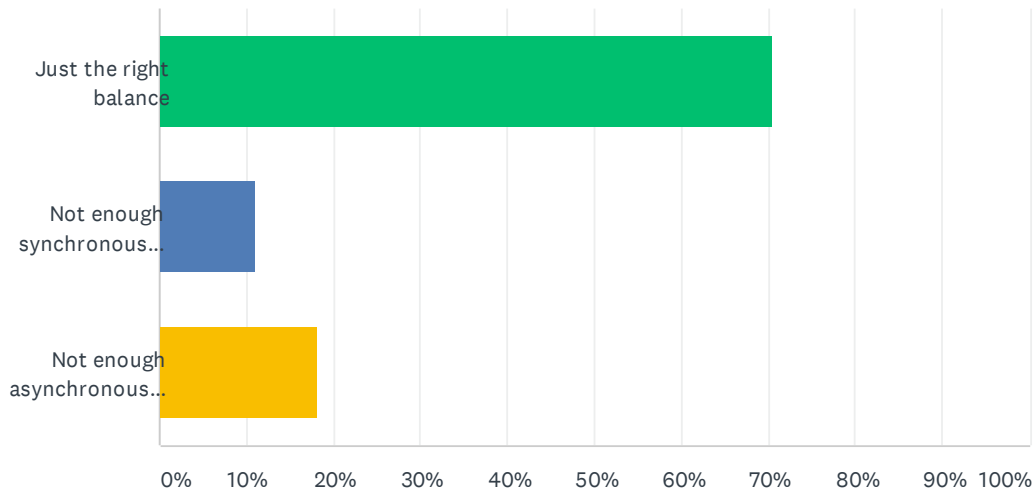
Answered: 356 Skipped: 7



ANSWER CHOICES	RESPONSES	
Too much screen time	53.65%	191
Just the right amount of screen time	43.54%	155
Not enough screen time	2.81%	10
TOTAL		356

Q18 I feel my child’s mix of synchronous (teacher-led) and asynchronous (teacher-directed) time is:

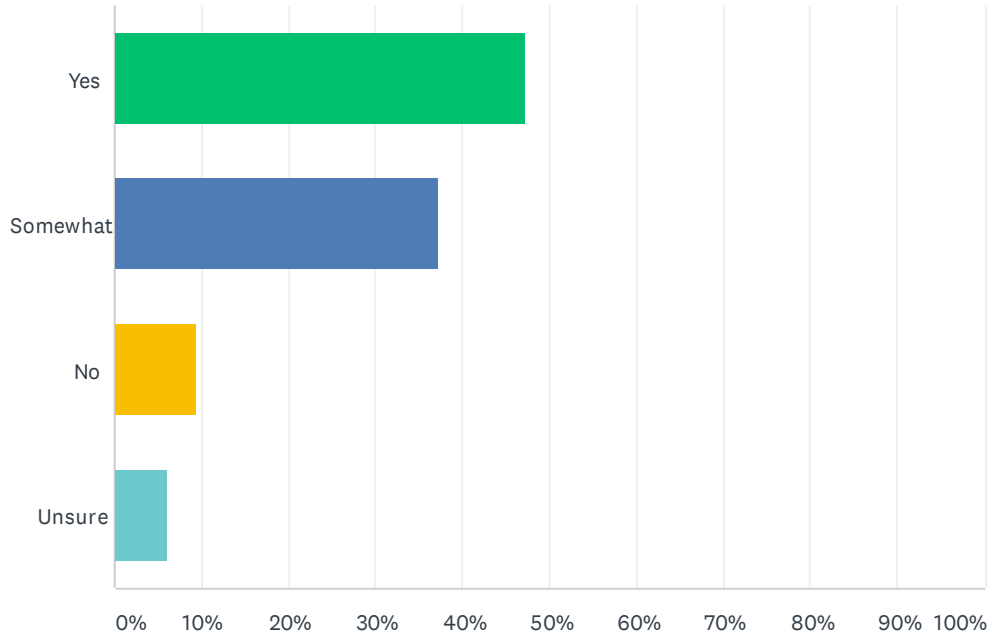
Answered: 340 Skipped: 23



ANSWER CHOICES	RESPONSES	
Just the right balance	70.59%	240
Not enough synchronous time	11.18%	38
Not enough asynchronous time	18.24%	62
TOTAL		340

Q19 I feel my child is progressing in their learning:

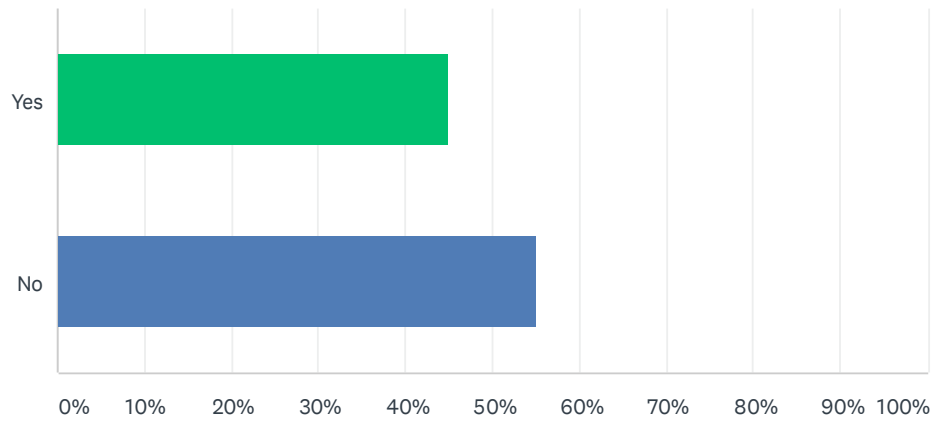
Answered: 362 Skipped: 1



ANSWER CHOICES	RESPONSES	
Yes	47.24%	171
Somewhat	37.29%	135
No	9.39%	34
Unsure	6.08%	22
TOTAL		362

Q20 Have you experienced any technology issues that have prevented your child from accessing their class or learning tools for a period of time?

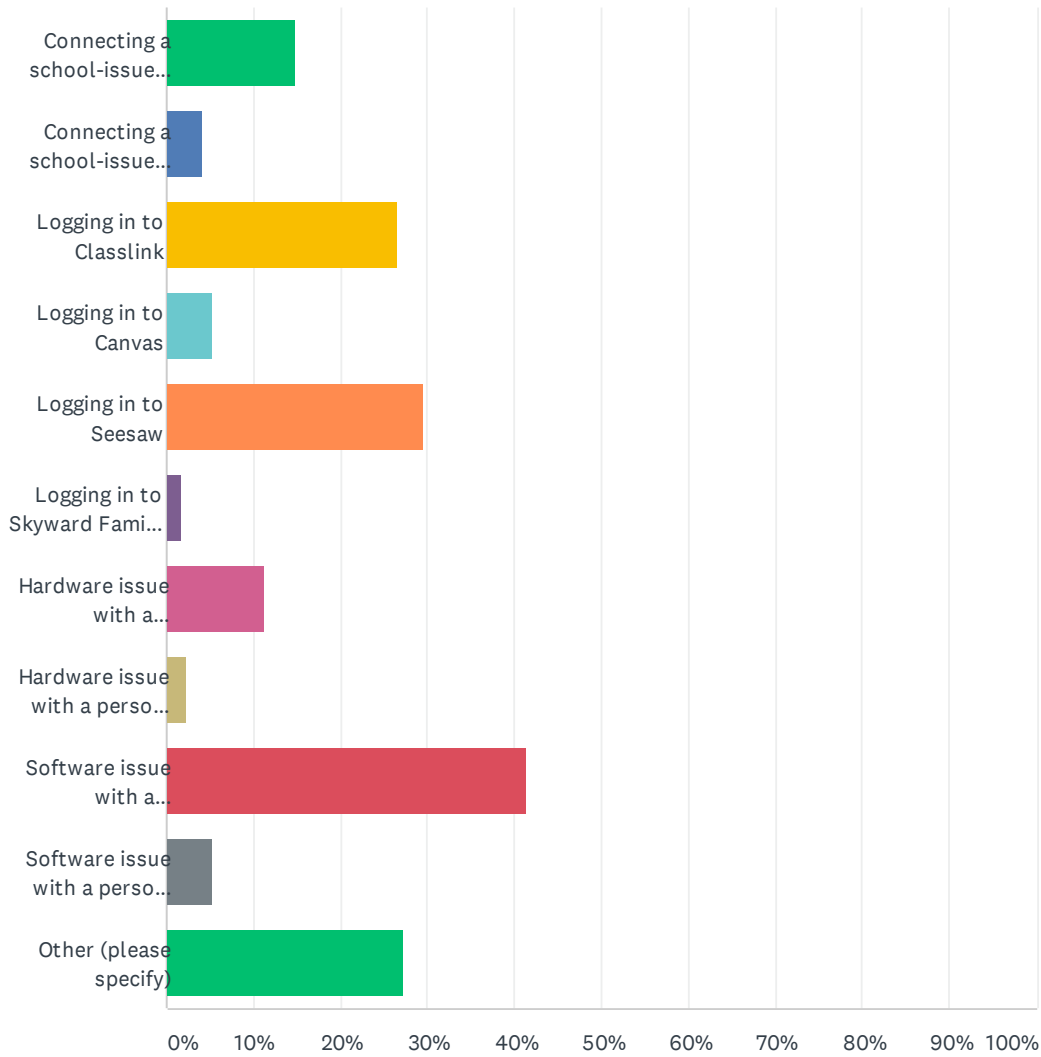
Answered: 363 Skipped: 0



ANSWER CHOICES	RESPONSES	
Yes	44.90%	163
No	55.10%	200
TOTAL		363

Q21 If you answered YES to the previous question, please indicate the type/s of technology issues you or your child has experienced: (select all that apply)

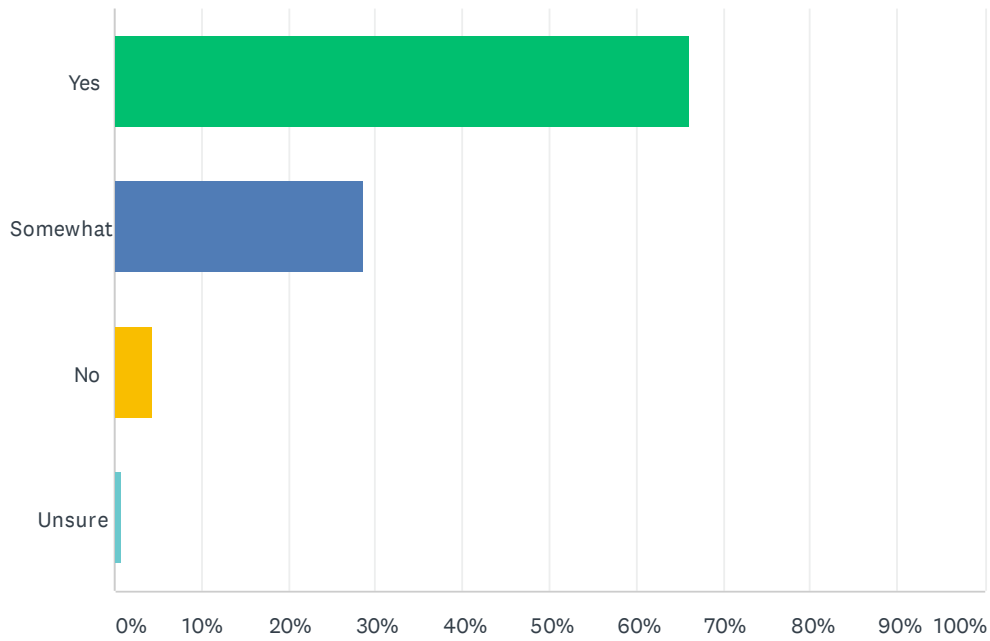
Answered: 169 Skipped: 194



ANSWER CHOICES	RESPONSES	
Connecting a school-issued Chromebook/iPad to home internet	14.79%	25
Connecting a school-issued Chromebook/iPad to a school-issued wifi hotspot	4.14%	7
Logging in to Classlink	26.63%	45
Logging in to Canvas	5.33%	9
Logging in to Seesaw	29.59%	50
Logging in to Skyward Family Access	1.78%	3
Hardware issue with a school-issued Chromebook/iPad	11.24%	19
Hardware issue with a personal computer/device owned by the student or family	2.37%	4
Software issue with a school-issued Chromebook/iPad	41.42%	70
Software issue with a personal computer/device owned by the student or family	5.33%	9
Other (please specify)	27.22%	46
Total Respondents: 169		

Q22 As a parent/guardian, I am provided enough information to support my child with remote learning:

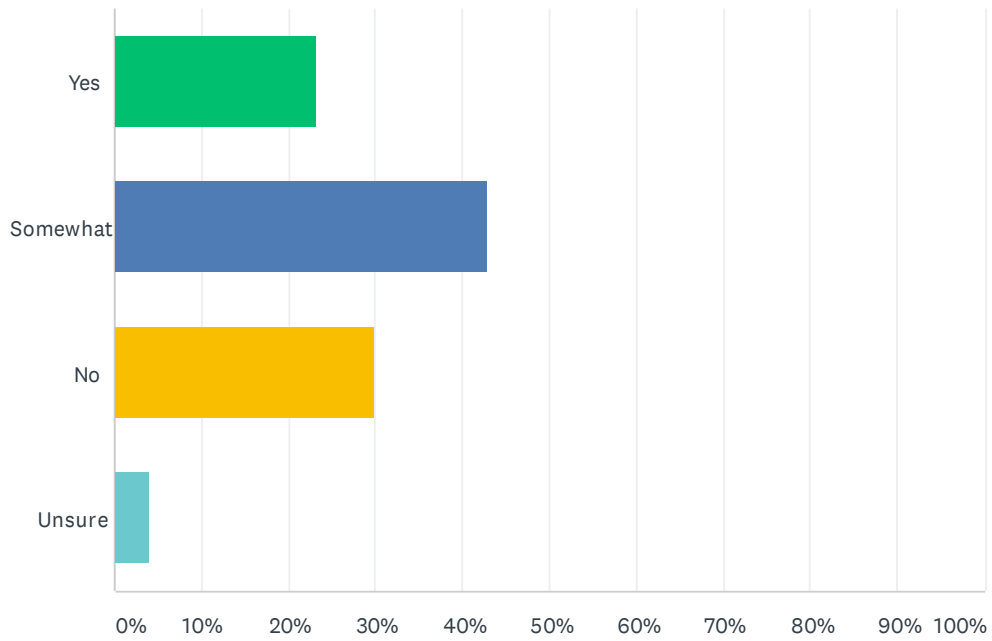
Answered: 362 Skipped: 1



ANSWER CHOICES	RESPONSES	
Yes	66.02%	239
Somewhat	28.73%	104
No	4.42%	16
Unsure	0.83%	3
TOTAL		362

Q23 Do you feel your child’s social and emotional needs are being supported by their school during this period of remote learning?

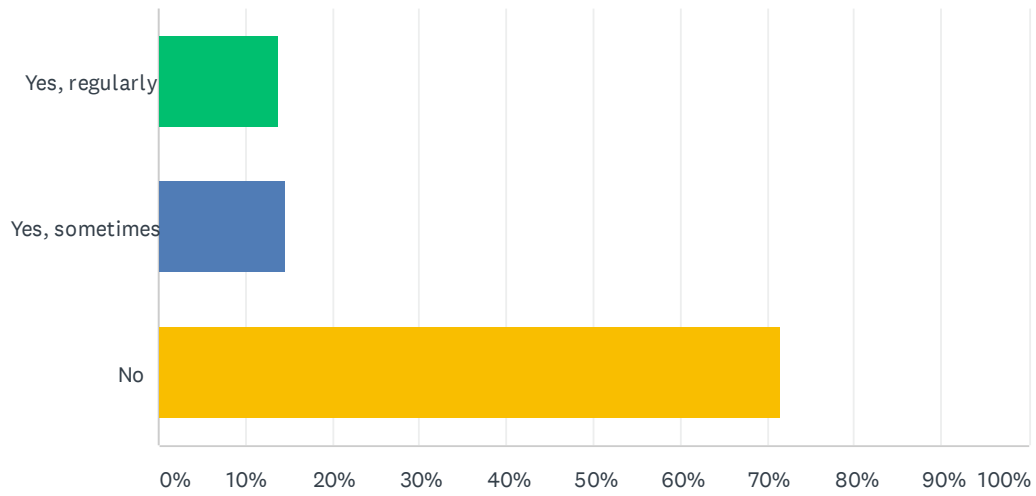
Answered: 361 Skipped: 2



ANSWER CHOICES	RESPONSES	
Yes	23.27%	84
Somewhat	42.94%	155
No	29.92%	108
Unsure	3.88%	14
TOTAL		361

Q24 Has your family accessed school meals during remote learning this fall?

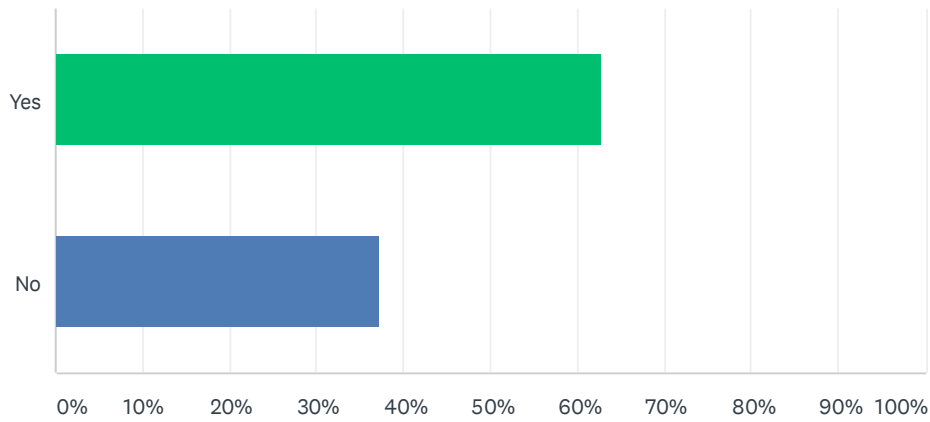
Answered: 361 Skipped: 2



ANSWER CHOICES	RESPONSES
Yes, regularly	13.85% 50
Yes, sometimes	14.68% 53
No	71.47% 258
TOTAL	361

Q25 Did you attend or watch a recording of one of our Family Academy webinars at the beginning of the school year?

Answered: 362 Skipped: 1



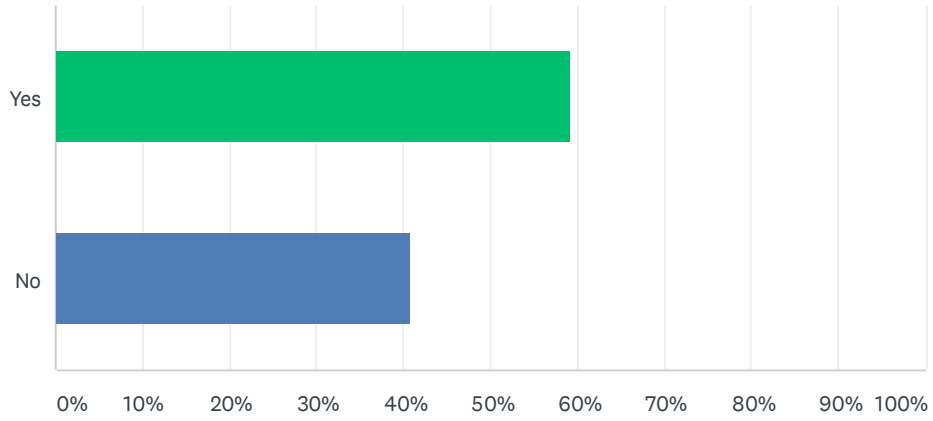
ANSWER CHOICES	RESPONSES	
Yes	62.71%	227
No	37.29%	135
TOTAL		362

Q26 If there is a topic you would like to see covered at a future Family Academy, please include it here.

Answered: 39 Skipped: 324

Q27 Have you accessed the Remote Learning Resources webpage on your school or district website?

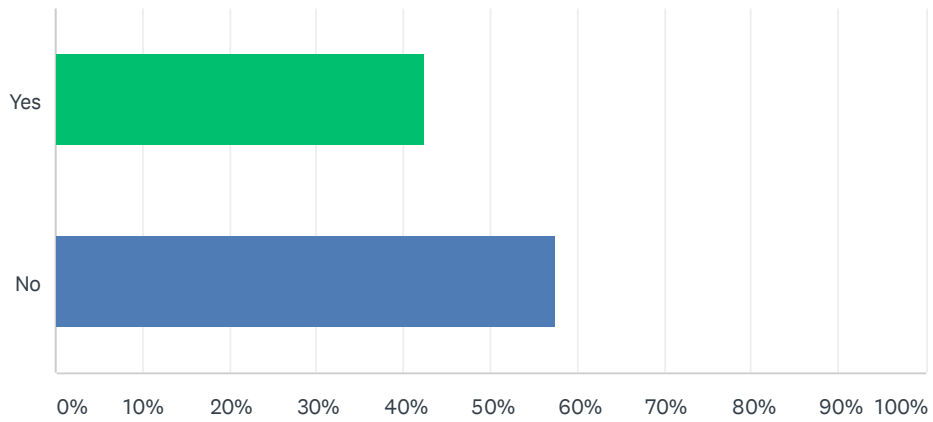
Answered: 362 Skipped: 1



ANSWER CHOICES	RESPONSES	
Yes	59.12%	214
No	40.88%	148
TOTAL		362

Q28 Have you contacted your school regarding any needs your family may have?

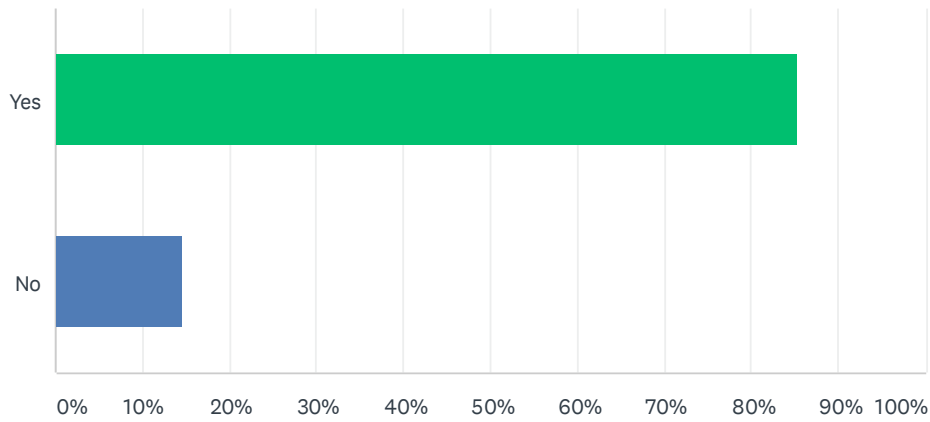
Answered: 362 Skipped: 1



ANSWER CHOICES	RESPONSES	
Yes	42.54%	154
No	57.46%	208
TOTAL		362

Q29 Do you know who to contact at your school if you need resources or support?

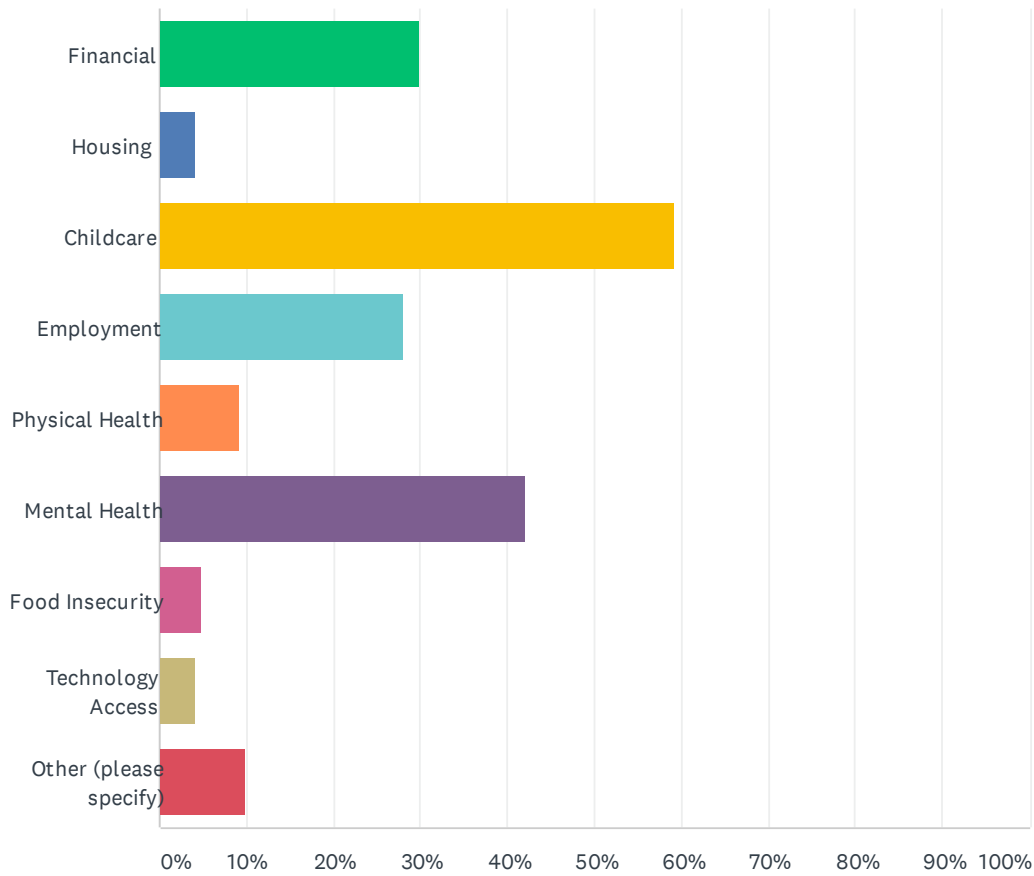
Answered: 362 Skipped: 1



ANSWER CHOICES	RESPONSES	
Yes	85.36%	309
No	14.64%	53
TOTAL		362

Q30 If your family is currently experiencing hardship due to the COVID-19 pandemic, what are those challenges? (select all that apply)

Answered: 164 Skipped: 199



ANSWER CHOICES	RESPONSES	
Financial	29.88%	49
Housing	4.27%	7
Childcare	59.15%	97
Employment	28.05%	46
Physical Health	9.15%	15
Mental Health	42.07%	69
Food Insecurity	4.88%	8
Technology Access	4.27%	7
Other (please specify)	9.76%	16
Total Respondents: 164		