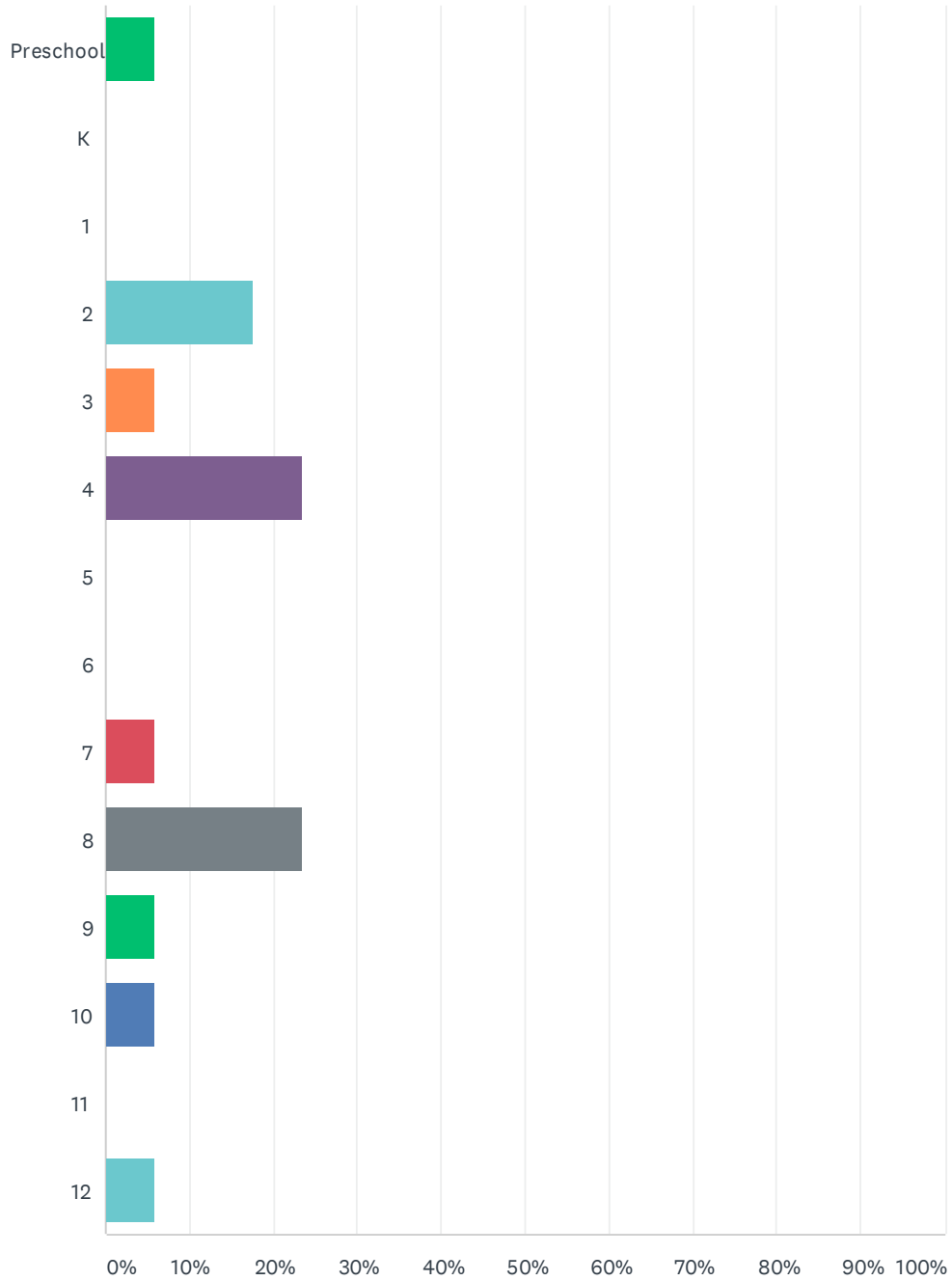


Q1 Please select your child's grade level:

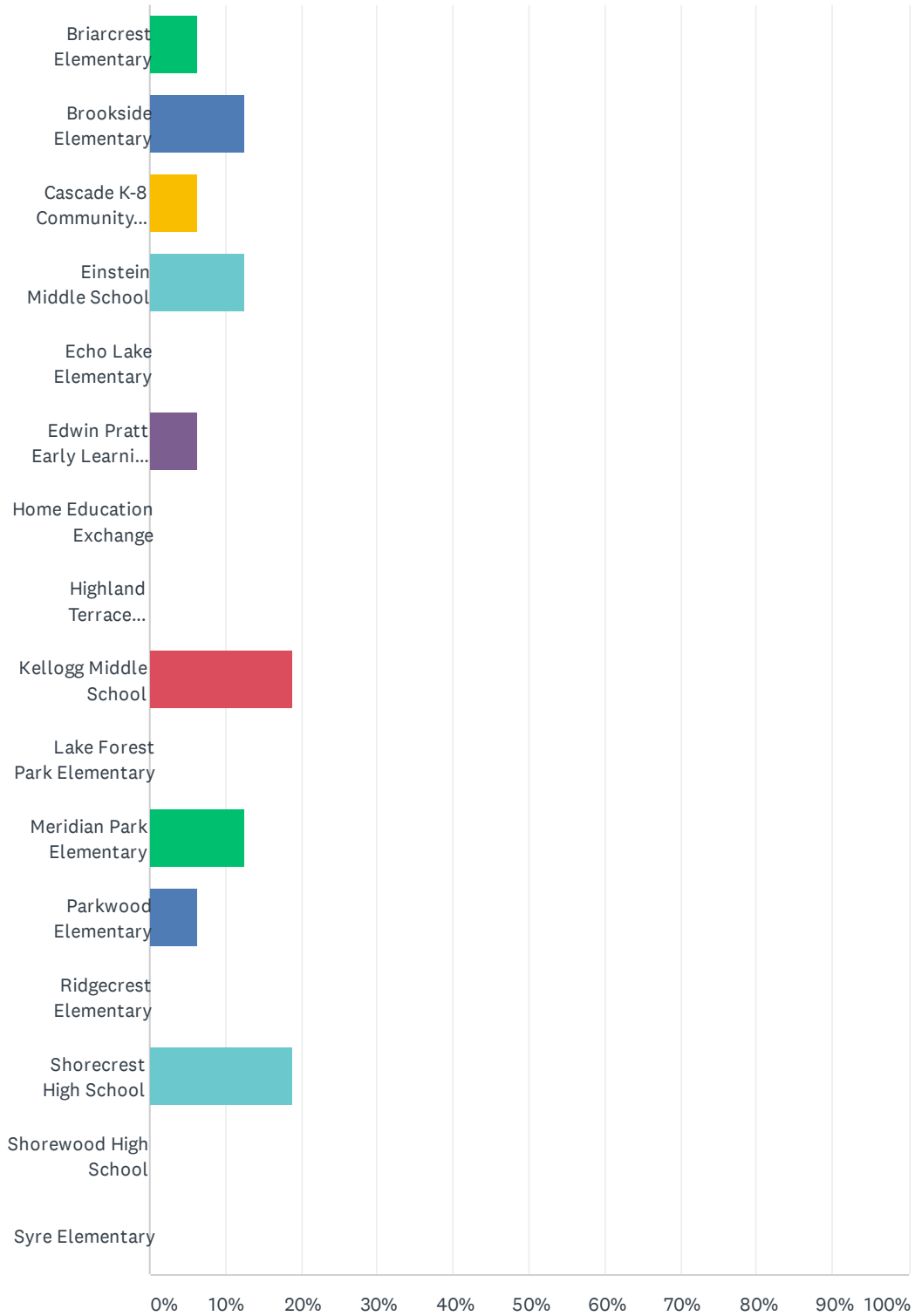
Answered: 17 Skipped: 0



ANSWER CHOICES	RESPONSES	
Preschool	5.88%	1
K	0.00%	0
1	0.00%	0
2	17.65%	3
3	5.88%	1
4	23.53%	4
5	0.00%	0
6	0.00%	0
7	5.88%	1
8	23.53%	4
9	5.88%	1
10	5.88%	1
11	0.00%	0
12	5.88%	1
TOTAL		17

Q2 Which school does your child attend?

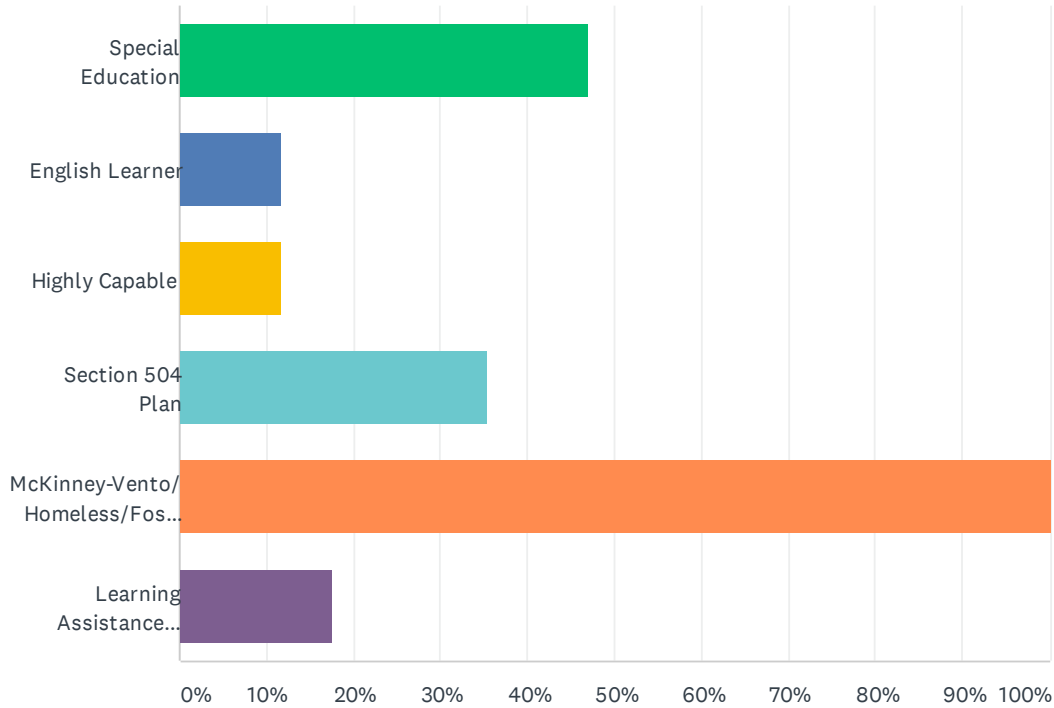
Answered: 16 Skipped: 1



ANSWER CHOICES	RESPONSES	
Briarcrest Elementary	6.25%	1
Brookside Elementary	12.50%	2
Cascade K-8 Community School	6.25%	1
Einstein Middle School	12.50%	2
Echo Lake Elementary	0.00%	0
Edwin Pratt Early Learning Center	6.25%	1
Home Education Exchange	0.00%	0
Highland Terrace Elementary	0.00%	0
Kellogg Middle School	18.75%	3
Lake Forest Park Elementary	0.00%	0
Meridian Park Elementary	12.50%	2
Parkwood Elementary	6.25%	1
Ridgecrest Elementary	0.00%	0
Shorecrest High School	18.75%	3
Shorewood High School	0.00%	0
Syre Elementary	0.00%	0
TOTAL		16

Q3 If your child is in a special program, please select all that apply.

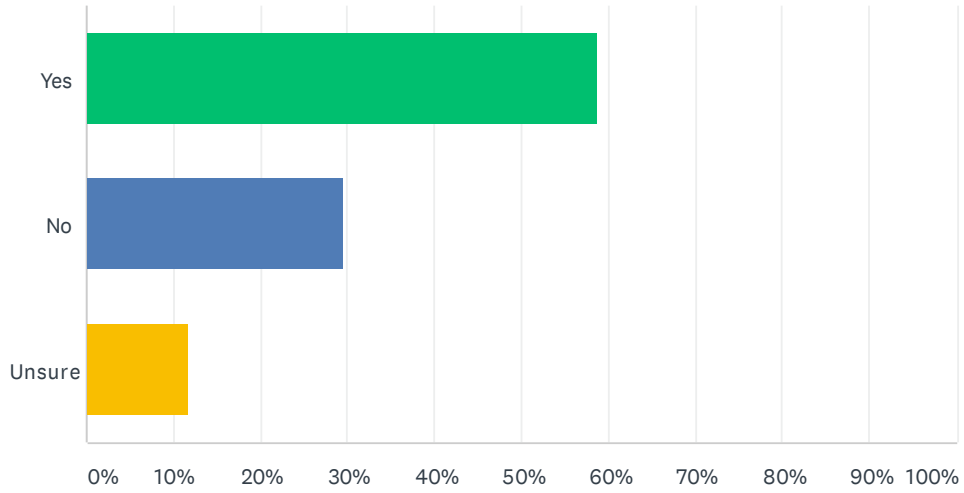
Answered: 17 Skipped: 0



ANSWER CHOICES	RESPONSES	
Special Education	47.06%	8
English Learner	11.76%	2
Highly Capable	11.76%	2
Section 504 Plan	35.29%	6
McKinney-Vento/Homeless/Foster Care	100.00%	17
Learning Assistance Program/Title I	17.65%	3
Total Respondents: 17		

Q4 Does your child qualify for free or reduced-price school meals?

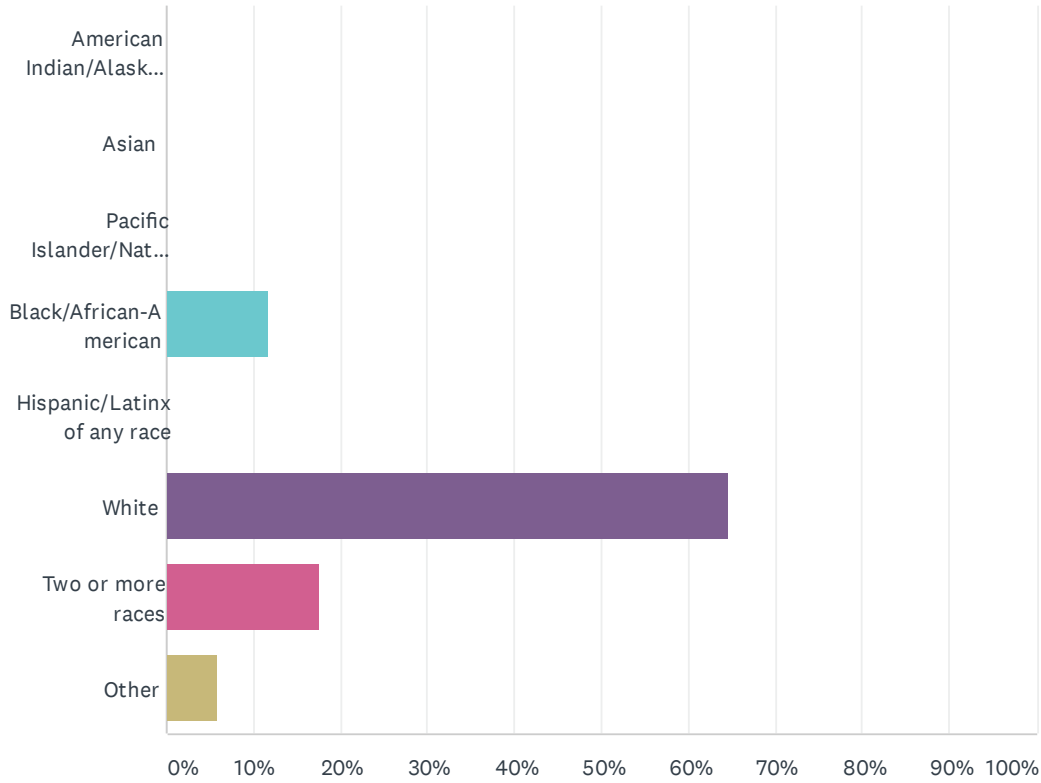
Answered: 17 Skipped: 0



ANSWER CHOICES	RESPONSES	
Yes	58.82%	10
No	29.41%	5
Unsure	11.76%	2
TOTAL		17

Q5 What is your race/ethnic origin?

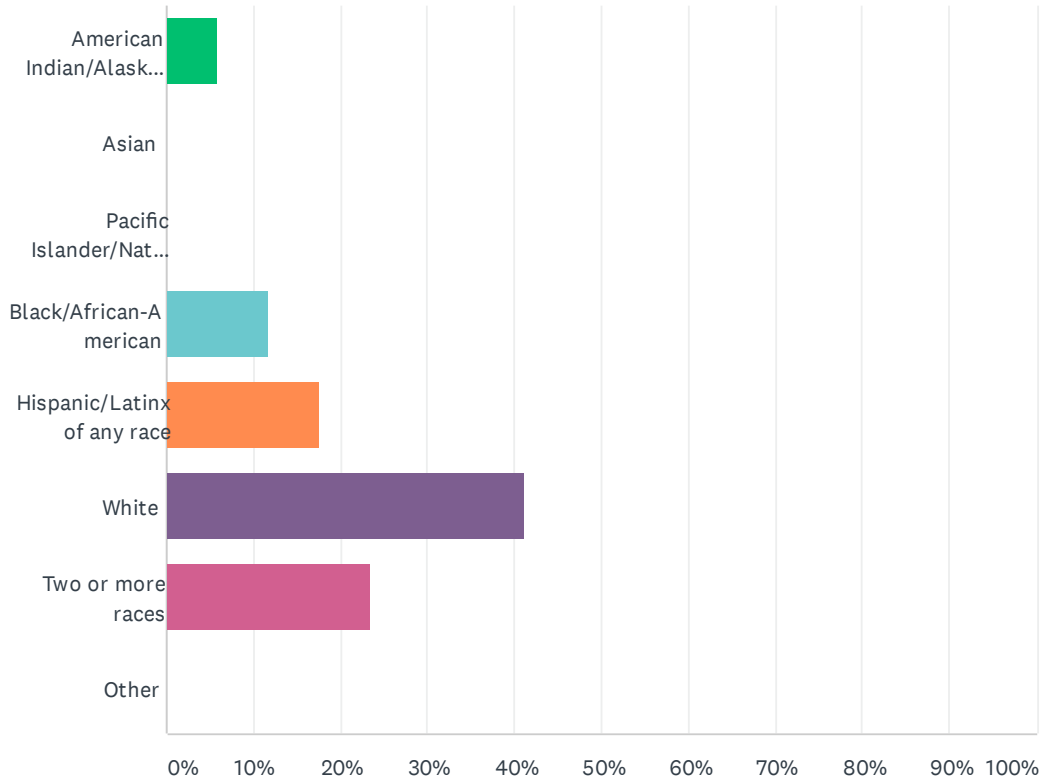
Answered: 17 Skipped: 0



ANSWER CHOICES	RESPONSES
American Indian/Alaskan Native	0.00% 0
Asian	0.00% 0
Pacific Islander/Native Hawaiian	0.00% 0
Black/African-American	11.76% 2
Hispanic/Latinx of any race	0.00% 0
White	64.71% 11
Two or more races	17.65% 3
Other	5.88% 1
TOTAL	17

Q6 What is your child's race/ethnic origin?

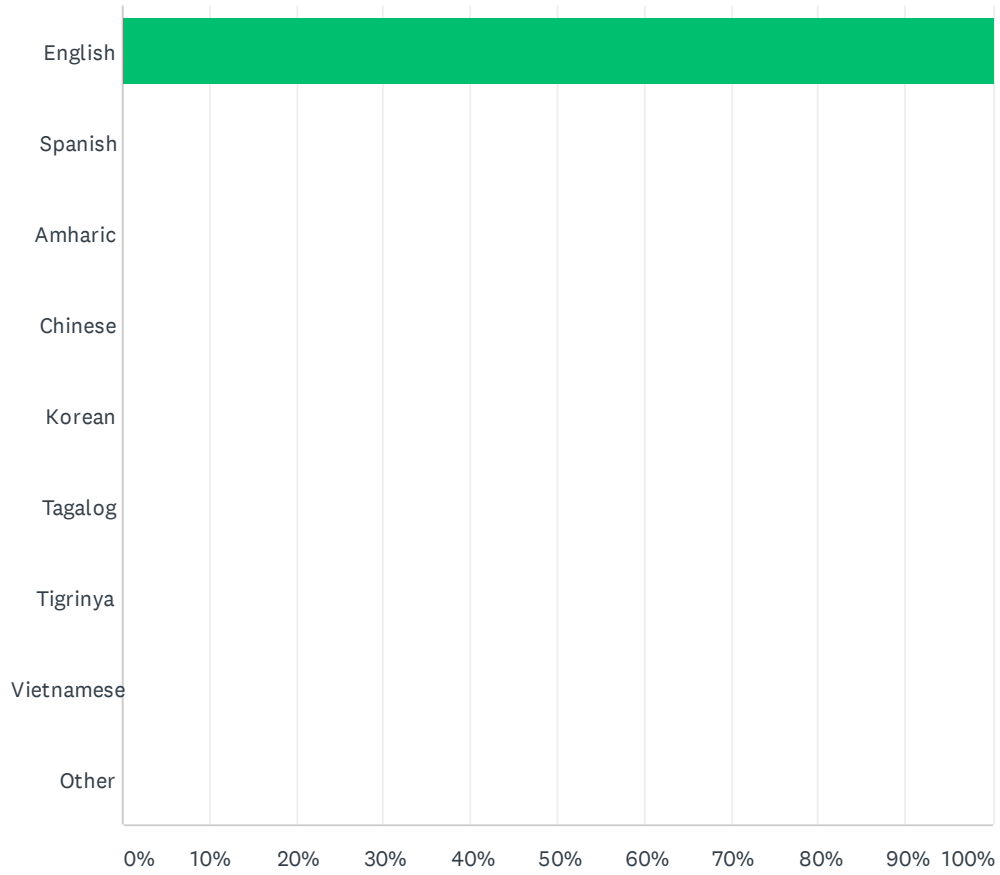
Answered: 17 Skipped: 0



ANSWER CHOICES	RESPONSES
American Indian/Alaskan Native	5.88% 1
Asian	0.00% 0
Pacific Islander/Native Hawaiian	0.00% 0
Black/African-American	11.76% 2
Hispanic/Latinx of any race	17.65% 3
White	41.18% 7
Two or more races	23.53% 4
Other	0.00% 0
TOTAL	17

Q7 What is your primary home language?

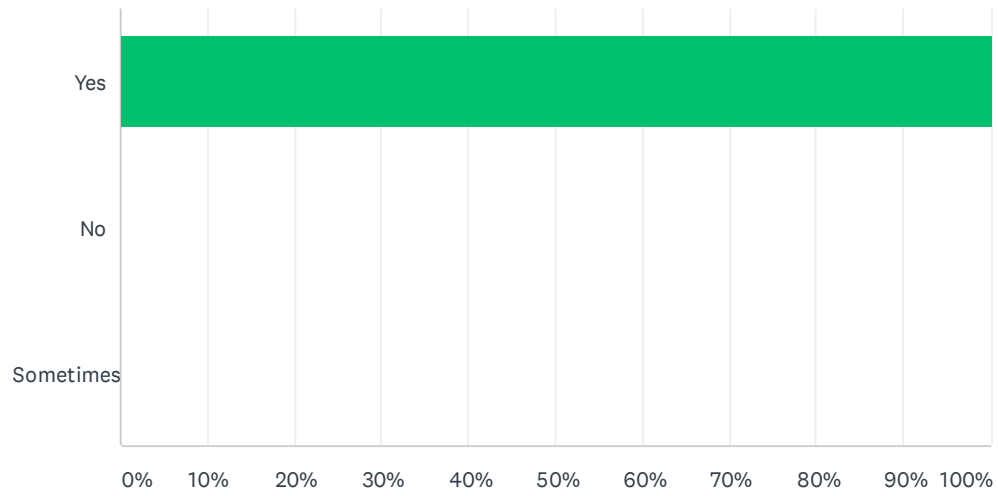
Answered: 17 Skipped: 0



ANSWER CHOICES	RESPONSES	
English	100.00%	17
Spanish	0.00%	0
Amharic	0.00%	0
Chinese	0.00%	0
Korean	0.00%	0
Tagalog	0.00%	0
Tigrinya	0.00%	0
Vietnamese	0.00%	0
Other	0.00%	0
TOTAL		17

Q8 Do you receive information from your child’s school and the school district in a language you understand?

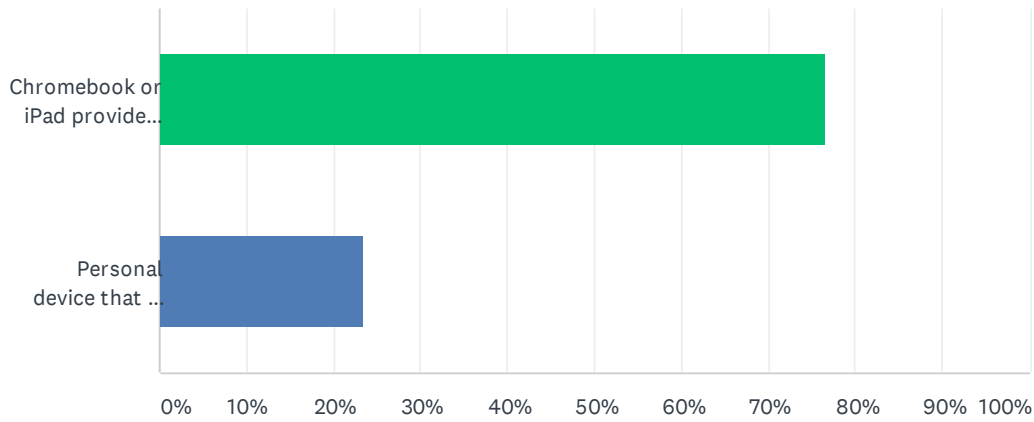
Answered: 17 Skipped: 0



ANSWER CHOICES	RESPONSES	
Yes	100.00%	17
No	0.00%	0
Sometimes	0.00%	0
TOTAL		17

Q9 Is your child using a school-issued or personal Chromebook or iPad for remote learning?

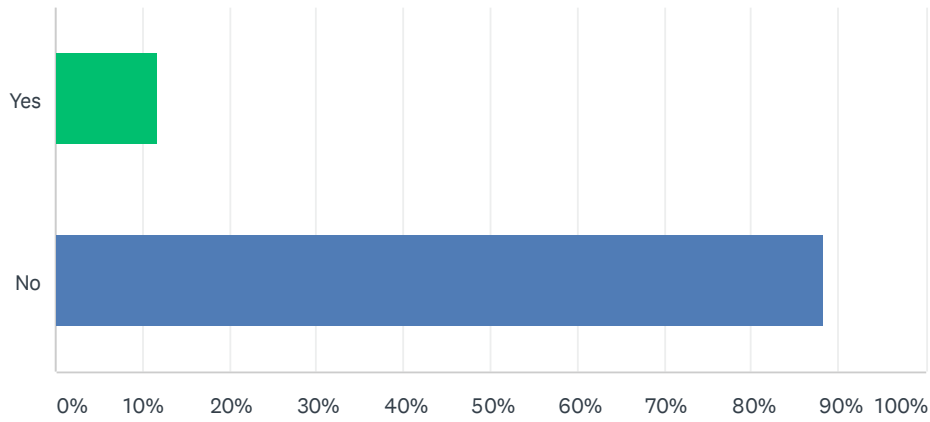
Answered: 17 Skipped: 0



ANSWER CHOICES	RESPONSES	
Chromebook or iPad provided by their school/district	76.47%	13
Personal device that we own	23.53%	4
TOTAL		17

Q10 Did you check out a WiFi hotspot from your school or district?

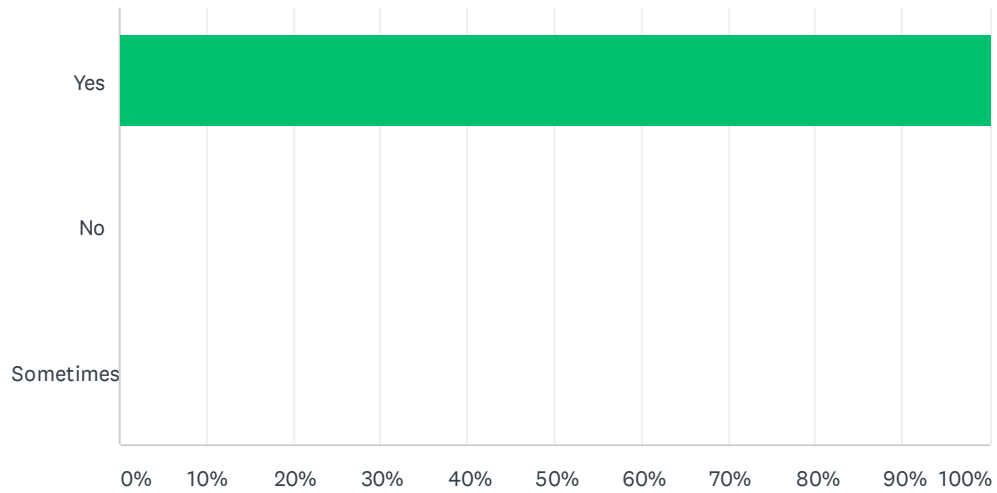
Answered: 17 Skipped: 0



ANSWER CHOICES	RESPONSES	
Yes	11.76%	2
No	88.24%	15
TOTAL		17

Q11 Is your child currently able to access the internet for remote learning?

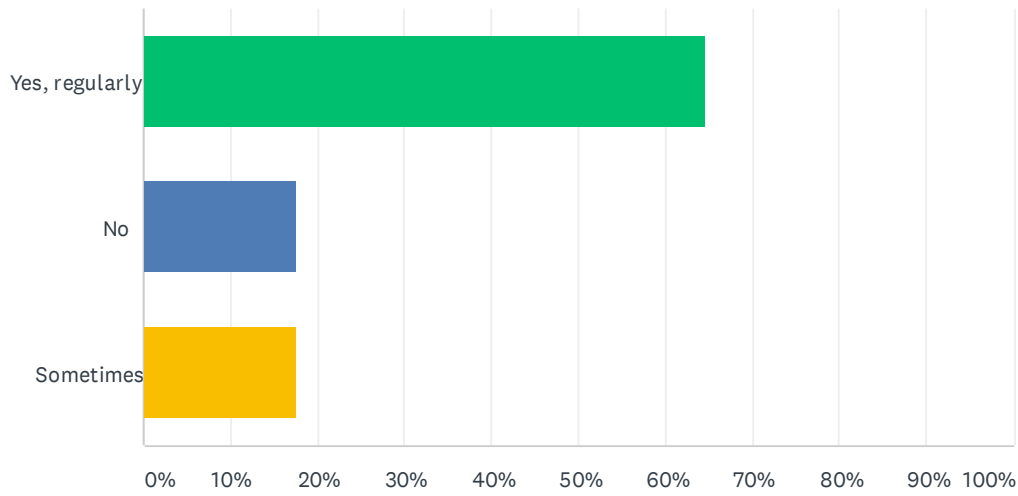
Answered: 17 Skipped: 0



ANSWER CHOICES	RESPONSES	
Yes	100.00%	17
No	0.00%	0
Sometimes	0.00%	0
TOTAL		17

Q12 Do you use the parent/guardian Canvas or Seesaw app or website to monitor/support your child's schoolwork?

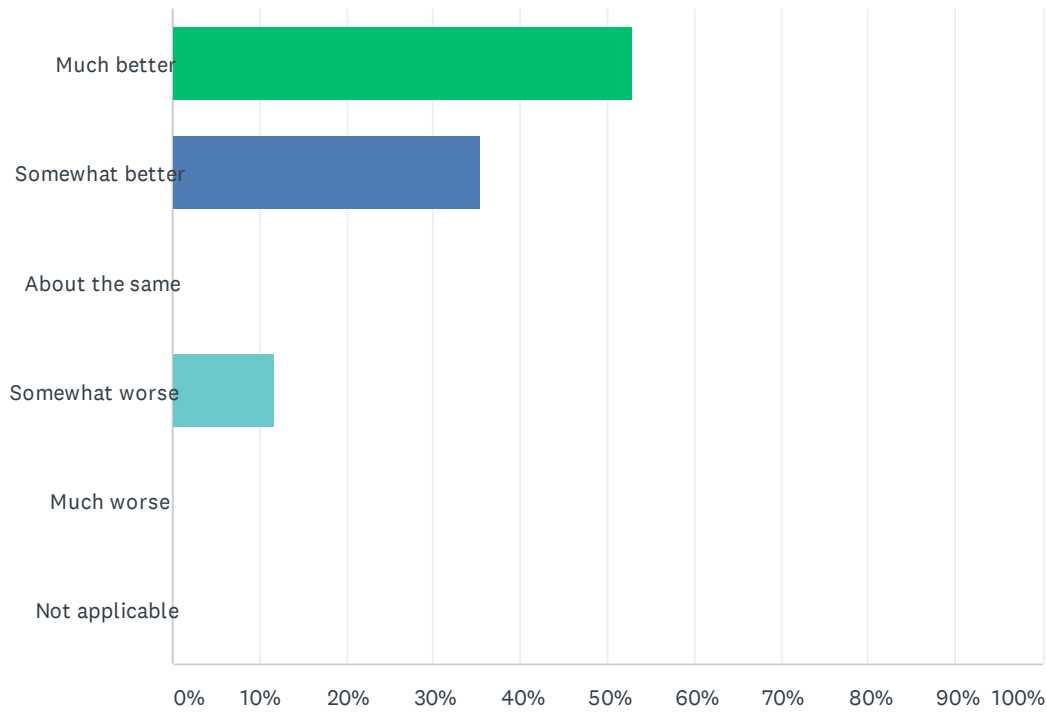
Answered: 17 Skipped: 0



ANSWER CHOICES	RESPONSES
Yes, regularly	64.71% 11
No	17.65% 3
Sometimes	17.65% 3
TOTAL	17

Q13 Compared to your child’s remote learning experience in the spring, your child’s learning experience this fall has been:

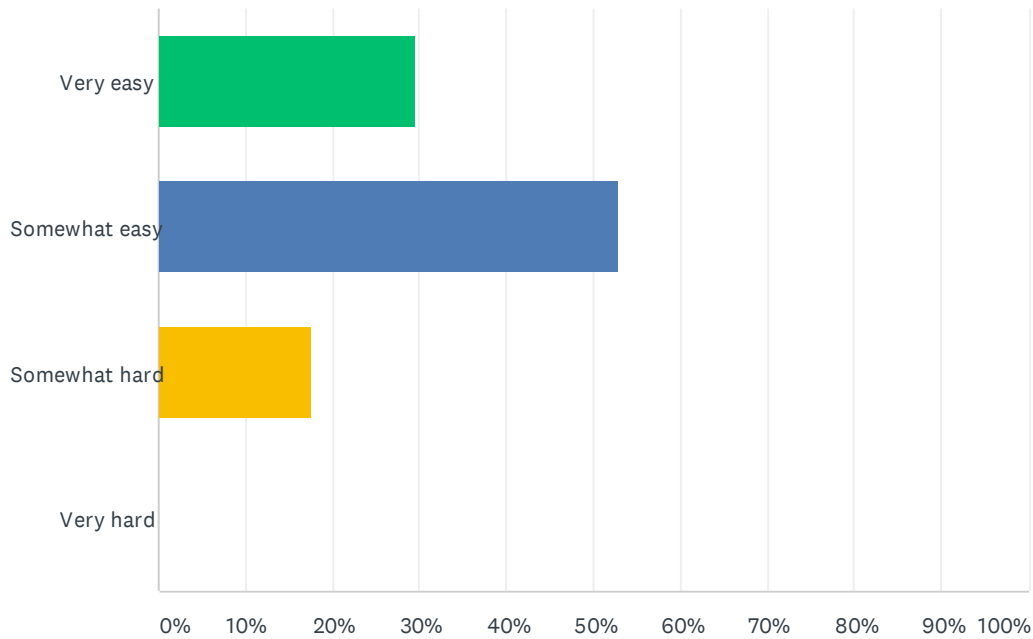
Answered: 17 Skipped: 0



ANSWER CHOICES	RESPONSES	
Much better	52.94%	9
Somewhat better	35.29%	6
About the same	0.00%	0
Somewhat worse	11.76%	2
Much worse	0.00%	0
Not applicable	0.00%	0
TOTAL		17

Q14 How easy or hard has it been for your child to find their class links, such as ClassLink, Canvas, Seesaw or Zoom?

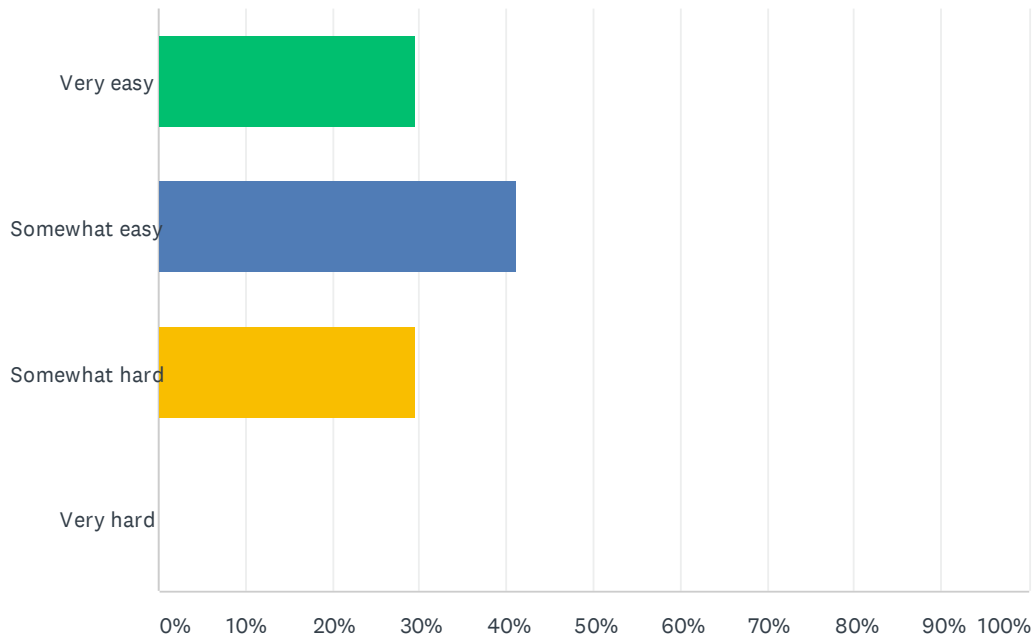
Answered: 17 Skipped: 0



ANSWER CHOICES	RESPONSES	
Very easy	29.41%	5
Somewhat easy	52.94%	9
Somewhat hard	17.65%	3
Very hard	0.00%	0
TOTAL		17

Q15 How easy or hard has it been for your child to find their class assignments?

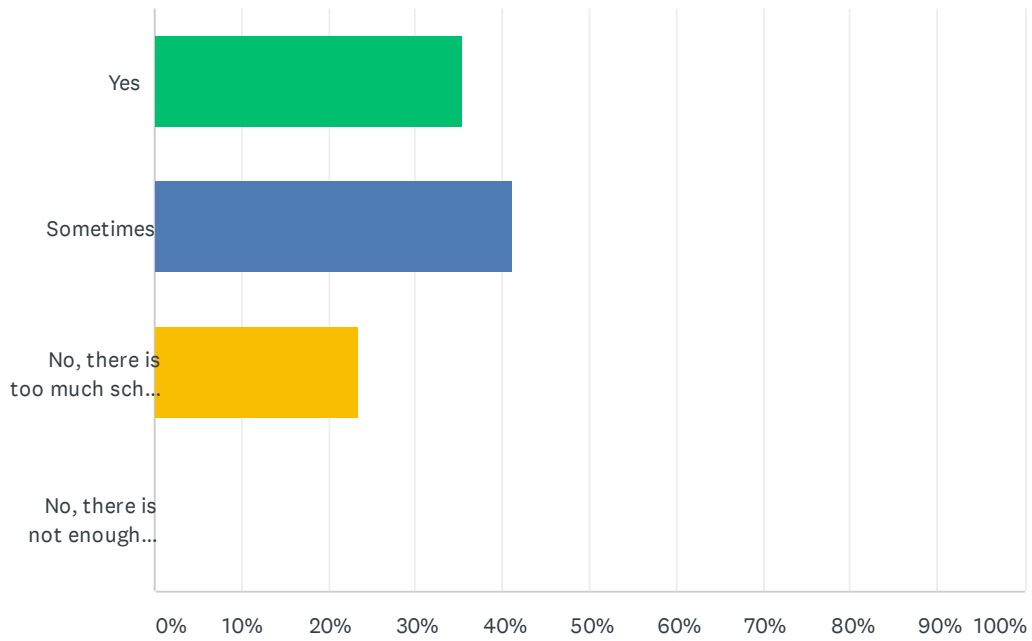
Answered: 17 Skipped: 0



ANSWER CHOICES	RESPONSES	
Very easy	29.41%	5
Somewhat easy	41.18%	7
Somewhat hard	29.41%	5
Very hard	0.00%	0
TOTAL		17

Q16 Do you feel your child has an appropriate level of school work in the current remote learning model?

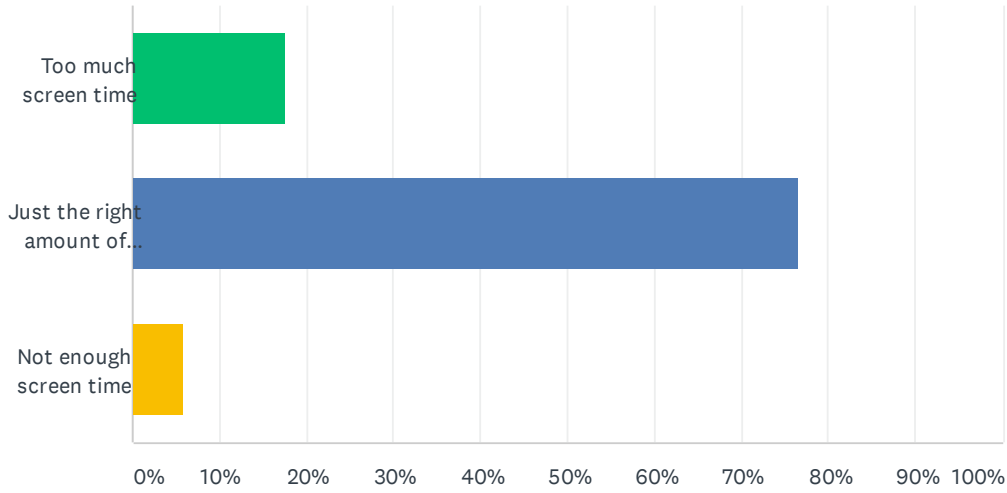
Answered: 17 Skipped: 0



ANSWER CHOICES	RESPONSES
Yes	35.29% 6
Sometimes	41.18% 7
No, there is too much school work	23.53% 4
No, there is not enough school work	0.00% 0
TOTAL	17

Q17 My child's remote learning schedule requires:

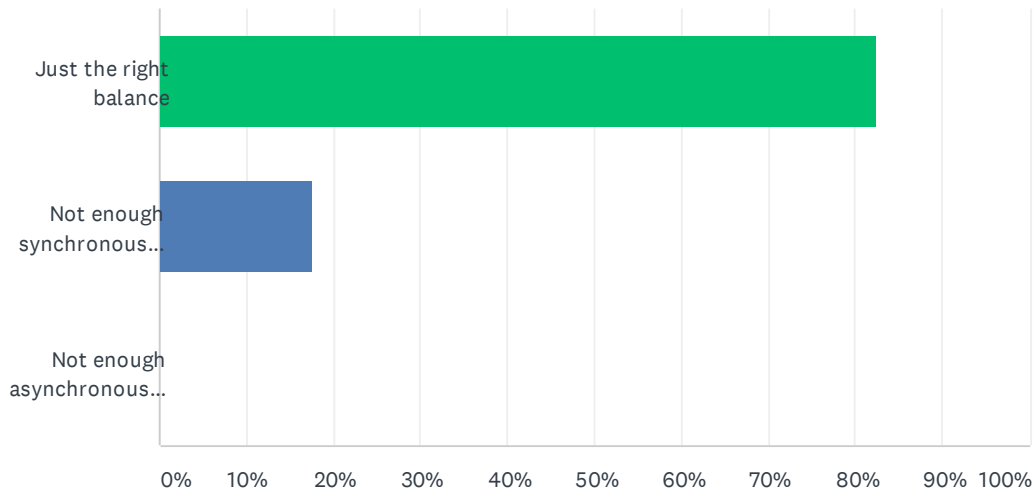
Answered: 17 Skipped: 0



ANSWER CHOICES	RESPONSES	
Too much screen time	17.65%	3
Just the right amount of screen time	76.47%	13
Not enough screen time	5.88%	1
TOTAL		17

Q18 I feel my child’s mix of synchronous (teacher-led) and asynchronous (teacher-directed) time is:

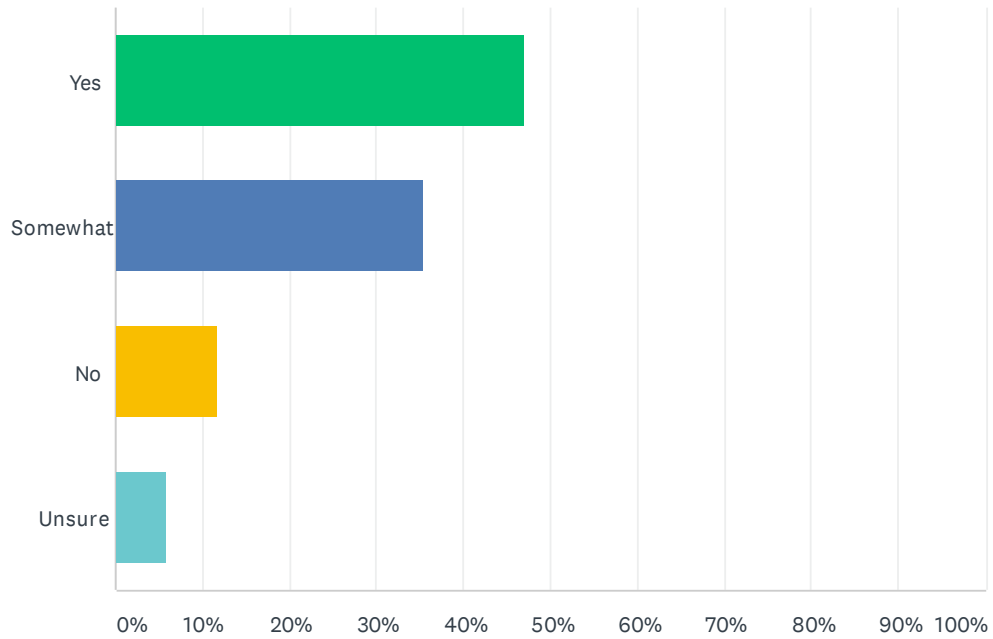
Answered: 17 Skipped: 0



ANSWER CHOICES	RESPONSES
Just the right balance	82.35% 14
Not enough synchronous time	17.65% 3
Not enough asynchronous time	0.00% 0
TOTAL	17

Q19 I feel my child is progressing in their learning:

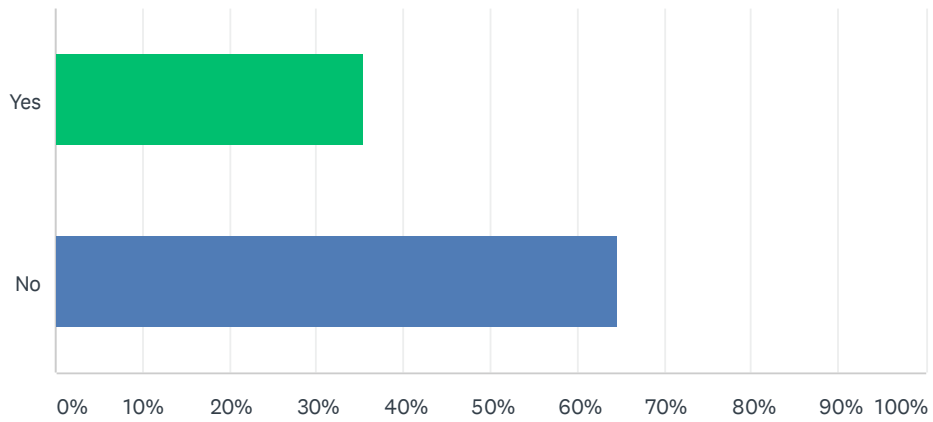
Answered: 17 Skipped: 0



ANSWER CHOICES	RESPONSES	
Yes	47.06%	8
Somewhat	35.29%	6
No	11.76%	2
Unsure	5.88%	1
TOTAL		17

Q20 Have you experienced any technology issues that have prevented your child from accessing their class or learning tools for a period of time?

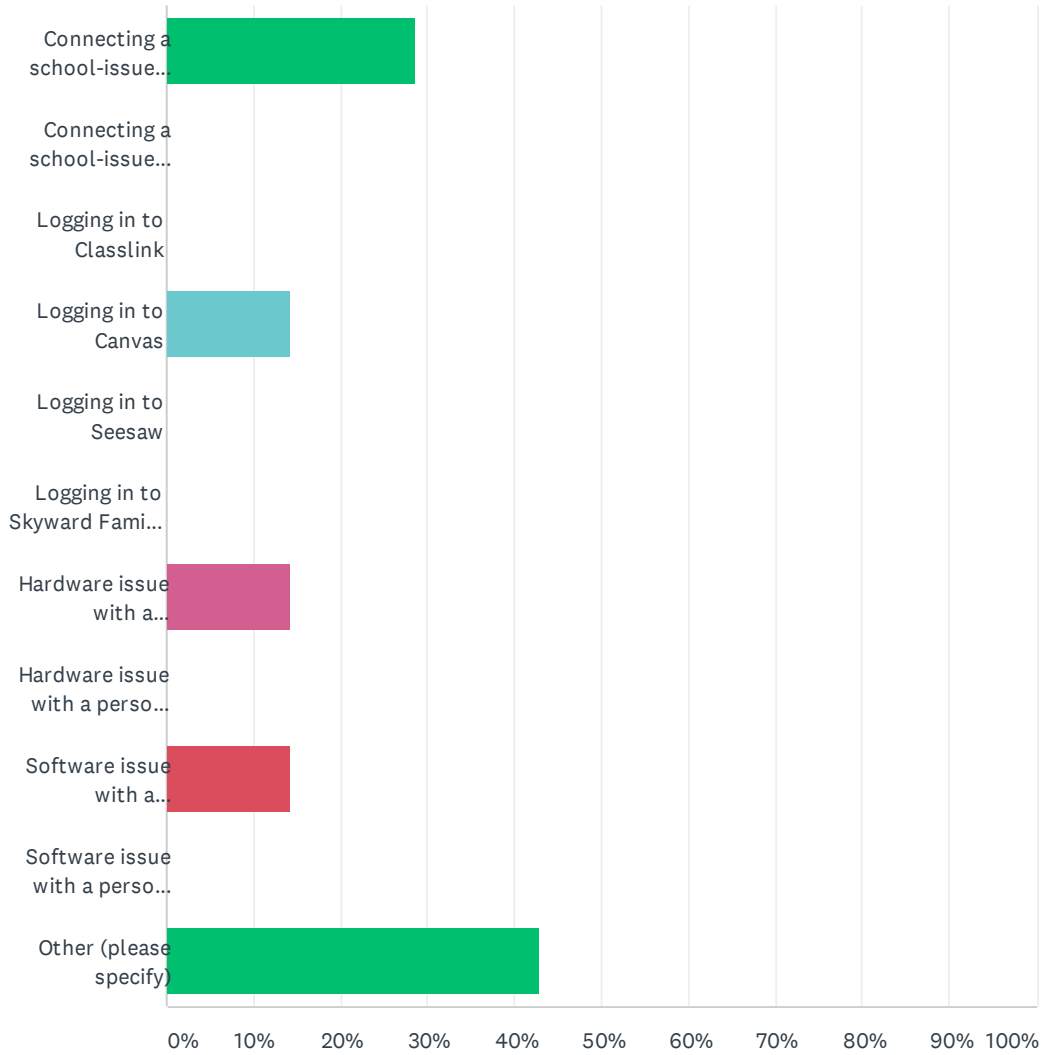
Answered: 17 Skipped: 0



ANSWER CHOICES	RESPONSES	
Yes	35.29%	6
No	64.71%	11
TOTAL		17

Q21 If you answered YES to the previous question, please indicate the type/s of technology issues you or your child has experienced: (select all that apply)

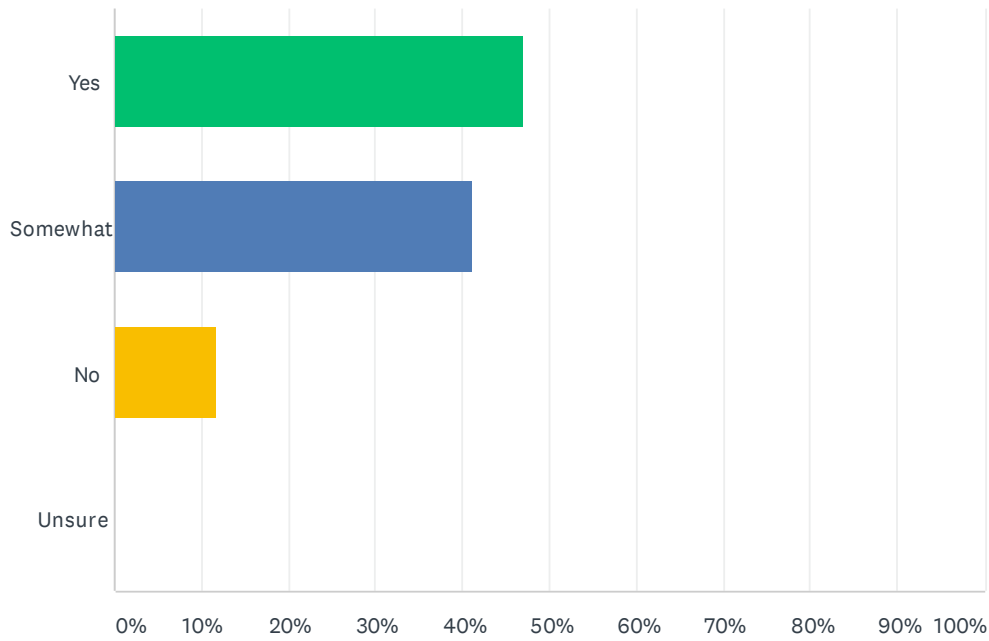
Answered: 7 Skipped: 10



ANSWER CHOICES	RESPONSES	
Connecting a school-issued Chromebook/iPad to home internet	28.57%	2
Connecting a school-issued Chromebook/iPad to a school-issued wifi hotspot	0.00%	0
Logging in to Classlink	0.00%	0
Logging in to Canvas	14.29%	1
Logging in to Seesaw	0.00%	0
Logging in to Skyward Family Access	0.00%	0
Hardware issue with a school-issued Chromebook/iPad	14.29%	1
Hardware issue with a personal computer/device owned by the student or family	0.00%	0
Software issue with a school-issued Chromebook/iPad	14.29%	1
Software issue with a personal computer/device owned by the student or family	0.00%	0
Other (please specify)	42.86%	3
Total Respondents: 7		

Q22 As a parent/guardian, I am provided enough information to support my child with remote learning:

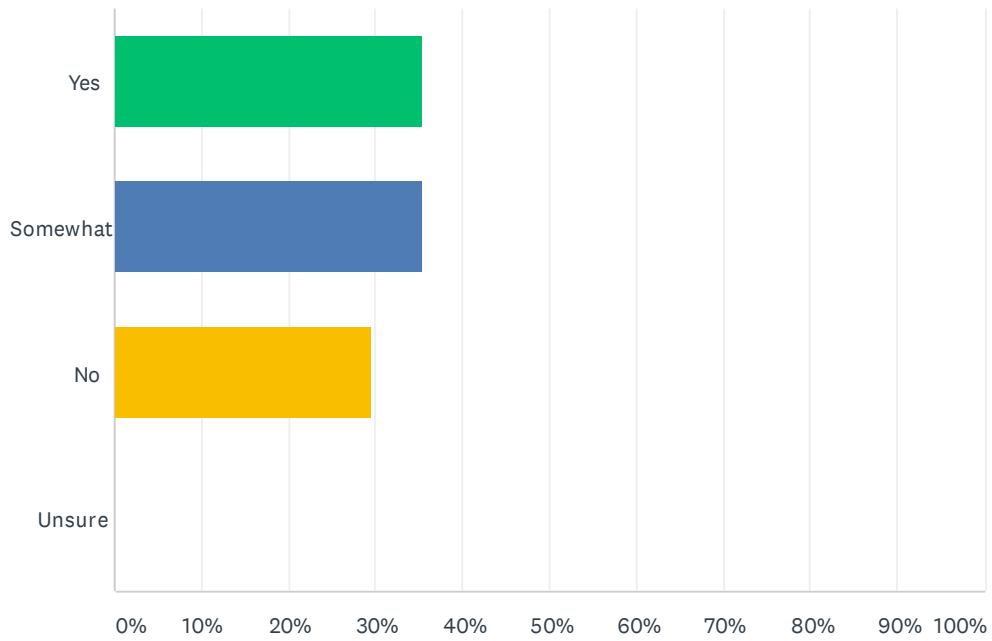
Answered: 17 Skipped: 0



ANSWER CHOICES	RESPONSES	
Yes	47.06%	8
Somewhat	41.18%	7
No	11.76%	2
Unsure	0.00%	0
TOTAL		17

Q23 Do you feel your child’s social and emotional needs are being supported by their school during this period of remote learning?

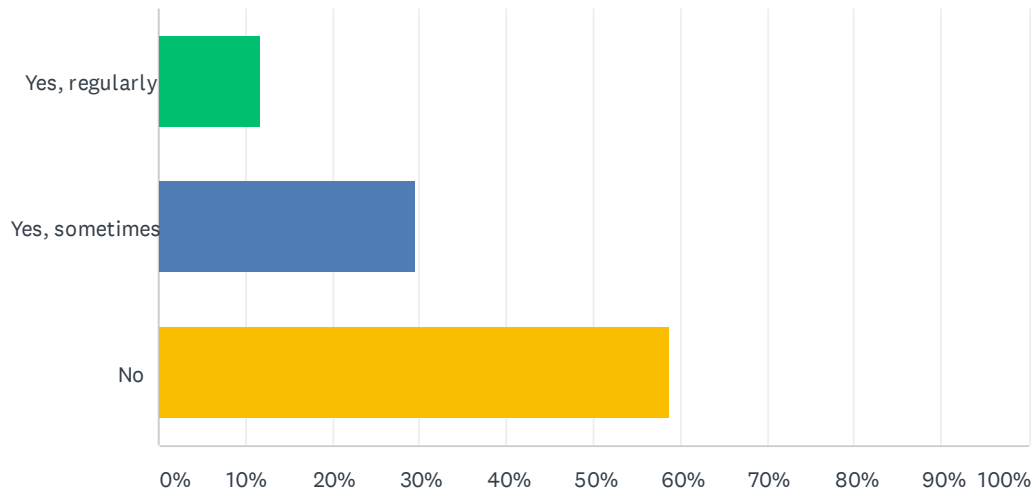
Answered: 17 Skipped: 0



ANSWER CHOICES	RESPONSES	
Yes	35.29%	6
Somewhat	35.29%	6
No	29.41%	5
Unsure	0.00%	0
TOTAL		17

Q24 Has your family accessed school meals during remote learning this fall?

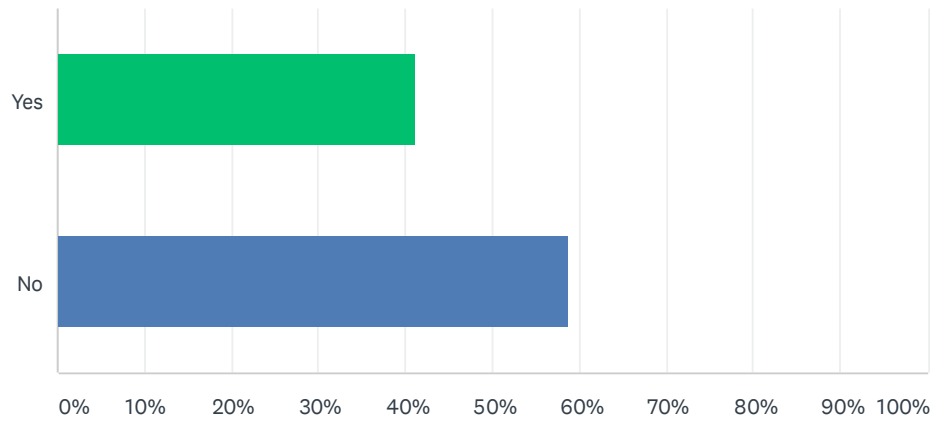
Answered: 17 Skipped: 0



ANSWER CHOICES	RESPONSES	
Yes, regularly	11.76%	2
Yes, sometimes	29.41%	5
No	58.82%	10
TOTAL		17

Q25 Did you attend or watch a recording of one of our Family Academy webinars at the beginning of the school year?

Answered: 17 Skipped: 0



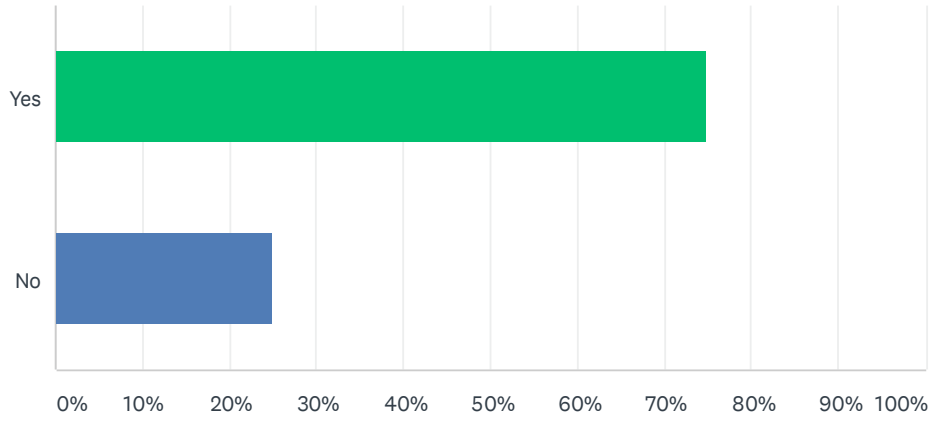
ANSWER CHOICES	RESPONSES	
Yes	41.18%	7
No	58.82%	10
TOTAL		17

Q26 If there is a topic you would like to see covered at a future Family Academy, please include it here.

Answered: 1 Skipped: 16

Q27 Have you accessed the Remote Learning Resources webpage on your school or district website?

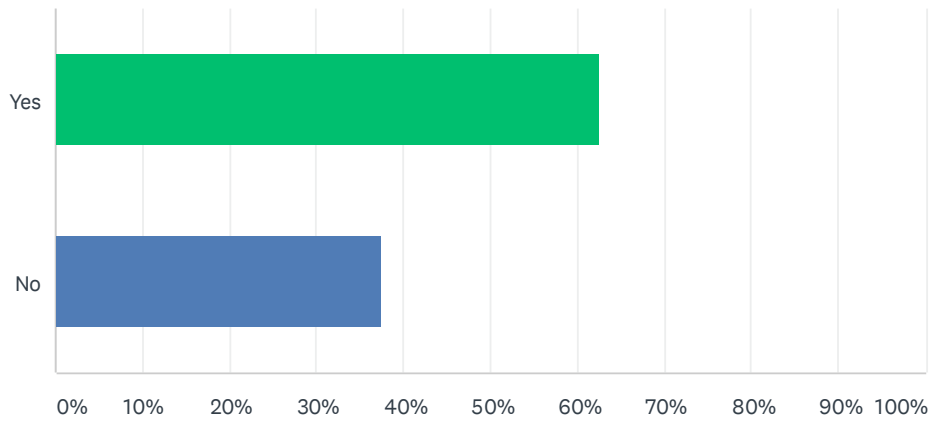
Answered: 16 Skipped: 1



ANSWER CHOICES	RESPONSES	
Yes	75.00%	12
No	25.00%	4
TOTAL		16

Q28 Have you contacted your school regarding any needs your family may have?

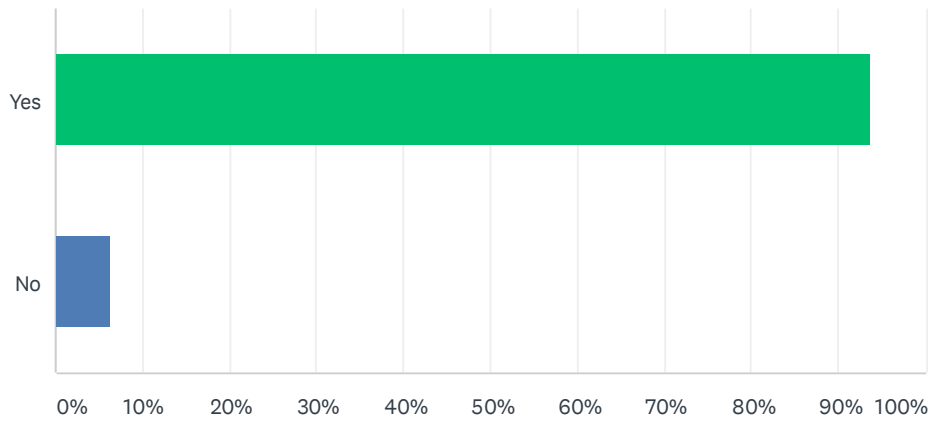
Answered: 16 Skipped: 1



ANSWER CHOICES	RESPONSES	
Yes	62.50%	10
No	37.50%	6
TOTAL		16

Q29 Do you know who to contact at your school if you need resources or support?

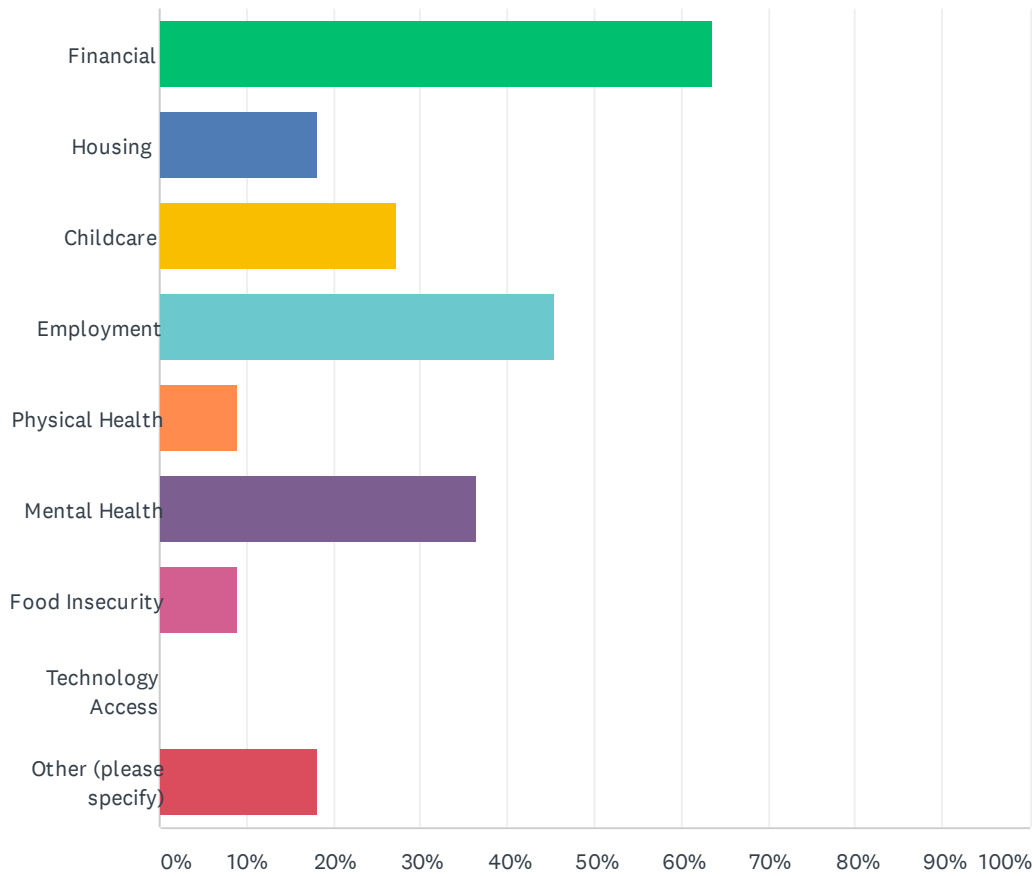
Answered: 16 Skipped: 1



ANSWER CHOICES	RESPONSES	
Yes	93.75%	15
No	6.25%	1
TOTAL		16

Q30 If your family is currently experiencing hardship due to the COVID-19 pandemic, what are those challenges? (select all that apply)

Answered: 11 Skipped: 6



ANSWER CHOICES	RESPONSES	
Financial	63.64%	7
Housing	18.18%	2
Childcare	27.27%	3
Employment	45.45%	5
Physical Health	9.09%	1
Mental Health	36.36%	4
Food Insecurity	9.09%	1
Technology Access	0.00%	0
Other (please specify)	18.18%	2
Total Respondents: 11		