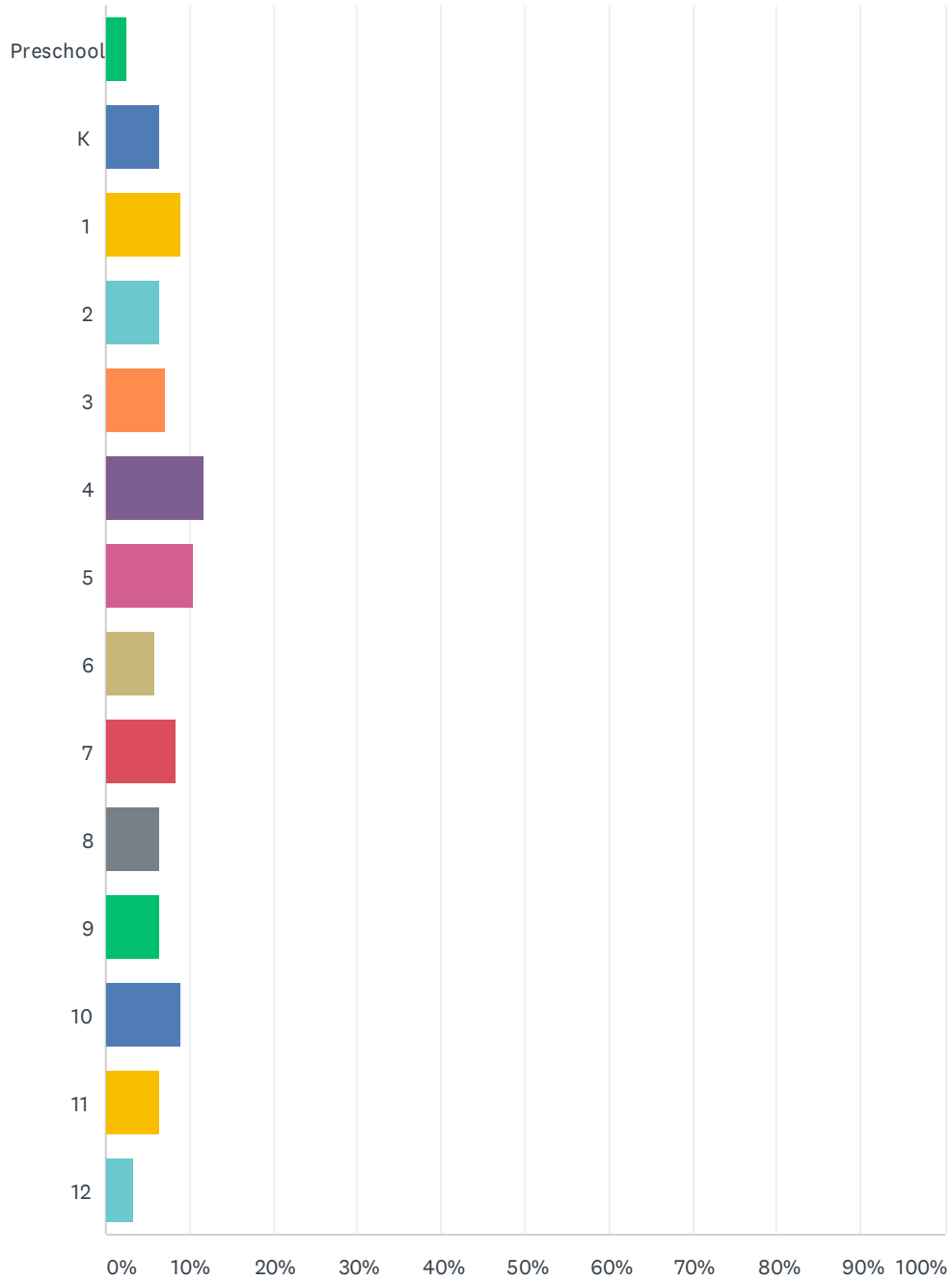


Q1 Please select your child's grade level:

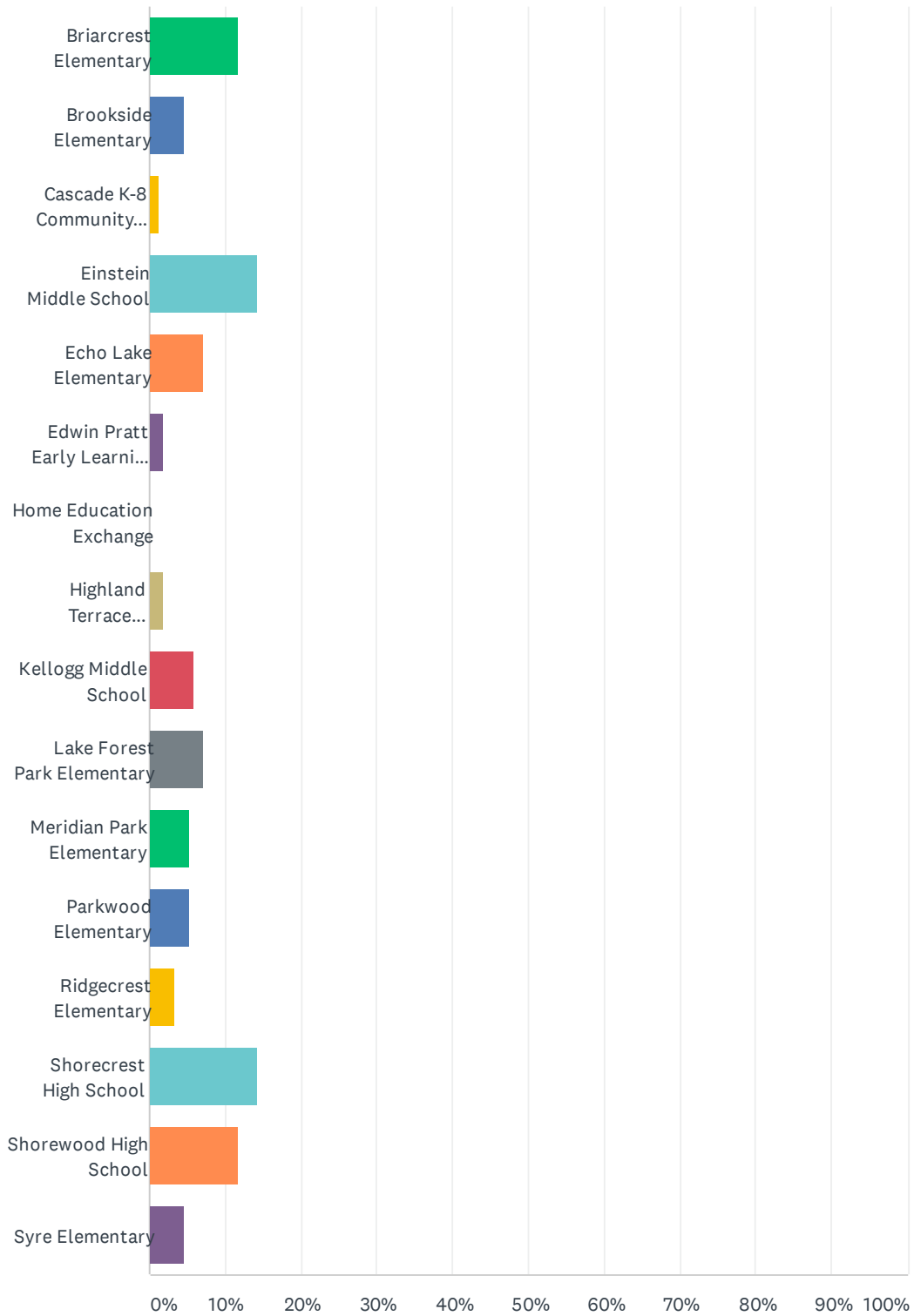
Answered: 154 Skipped: 0



| ANSWER CHOICES | RESPONSES | |
|----------------|-----------|-----|
| Preschool | 2.60% | 4 |
| K | 6.49% | 10 |
| 1 | 9.09% | 14 |
| 2 | 6.49% | 10 |
| 3 | 7.14% | 11 |
| 4 | 11.69% | 18 |
| 5 | 10.39% | 16 |
| 6 | 5.84% | 9 |
| 7 | 8.44% | 13 |
| 8 | 6.49% | 10 |
| 9 | 6.49% | 10 |
| 10 | 9.09% | 14 |
| 11 | 6.49% | 10 |
| 12 | 3.25% | 5 |
| TOTAL | | 154 |

Q2 Which school does your child attend?

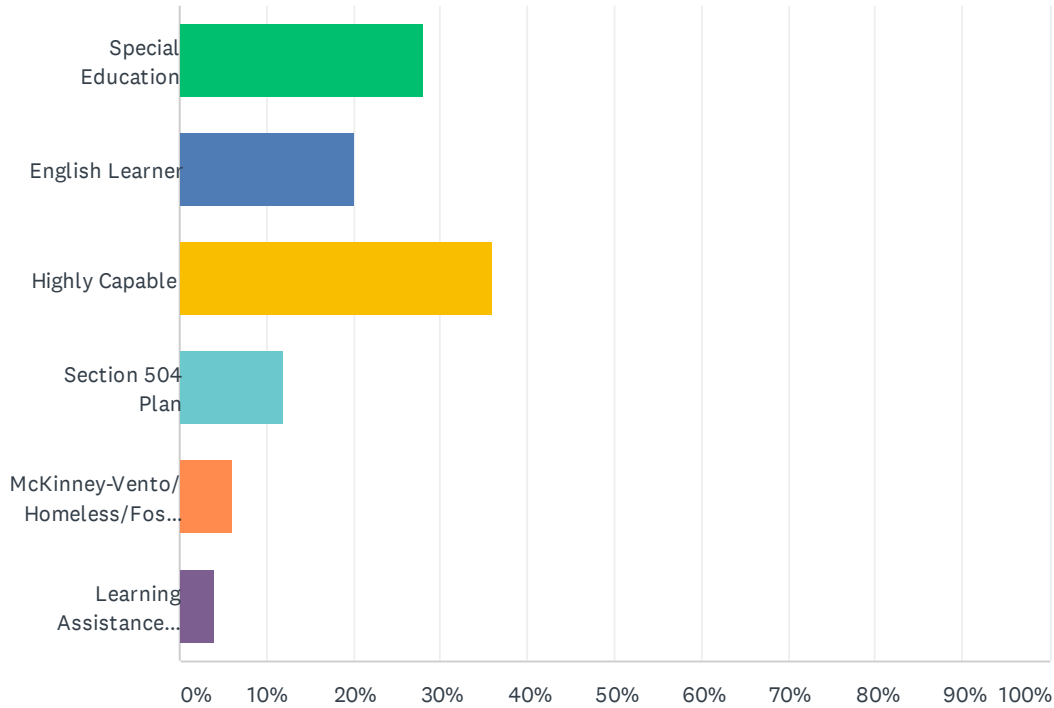
Answered: 154 Skipped: 0



| ANSWER CHOICES | RESPONSES | |
|-----------------------------------|-----------|------------|
| Briarcrest Elementary | 11.69% | 18 |
| Brookside Elementary | 4.55% | 7 |
| Cascade K-8 Community School | 1.30% | 2 |
| Einstein Middle School | 14.29% | 22 |
| Echo Lake Elementary | 7.14% | 11 |
| Edwin Pratt Early Learning Center | 1.95% | 3 |
| Home Education Exchange | 0.00% | 0 |
| Highland Terrace Elementary | 1.95% | 3 |
| Kellogg Middle School | 5.84% | 9 |
| Lake Forest Park Elementary | 7.14% | 11 |
| Meridian Park Elementary | 5.19% | 8 |
| Parkwood Elementary | 5.19% | 8 |
| Ridgecrest Elementary | 3.25% | 5 |
| Shorecrest High School | 14.29% | 22 |
| Shorewood High School | 11.69% | 18 |
| Syre Elementary | 4.55% | 7 |
| TOTAL | | 154 |

Q3 If your child is in a special program, please select all that apply.

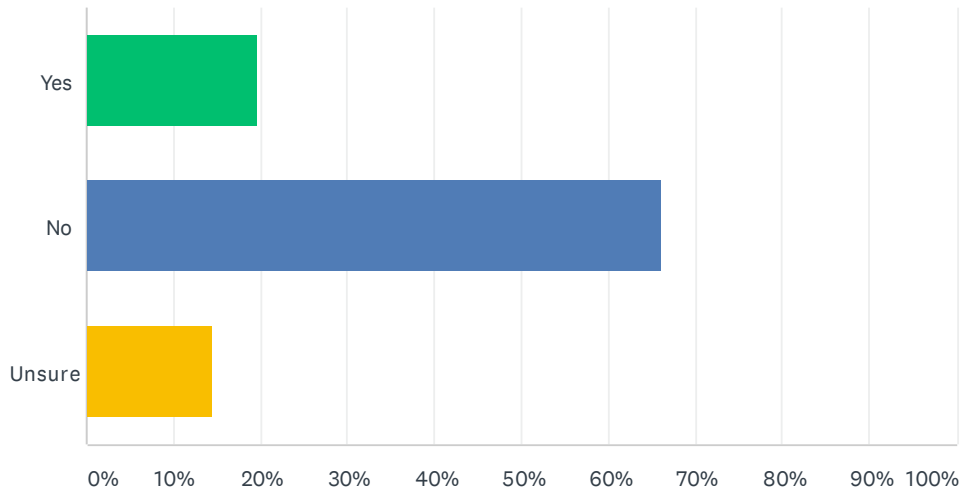
Answered: 50 Skipped: 104



| ANSWER CHOICES | RESPONSES | |
|-------------------------------------|-----------|----|
| Special Education | 28.00% | 14 |
| English Learner | 20.00% | 10 |
| Highly Capable | 36.00% | 18 |
| Section 504 Plan | 12.00% | 6 |
| McKinney-Vento/Homeless/Foster Care | 6.00% | 3 |
| Learning Assistance Program/Title I | 4.00% | 2 |
| Total Respondents: 50 | | |

Q4 Does your child qualify for free or reduced-price school meals?

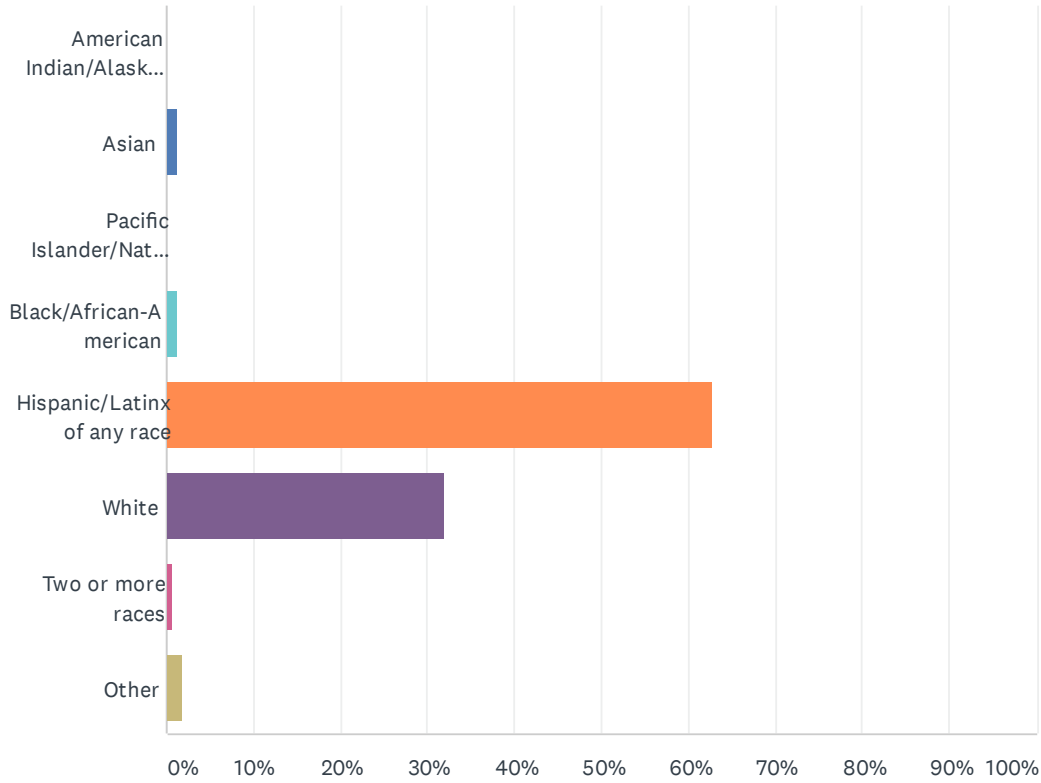
Answered: 153 Skipped: 1



| ANSWER CHOICES | RESPONSES | |
|----------------|-----------|-----|
| Yes | 19.61% | 30 |
| No | 66.01% | 101 |
| Unsure | 14.38% | 22 |
| TOTAL | | 153 |

Q5 What is your race/ethnic origin?

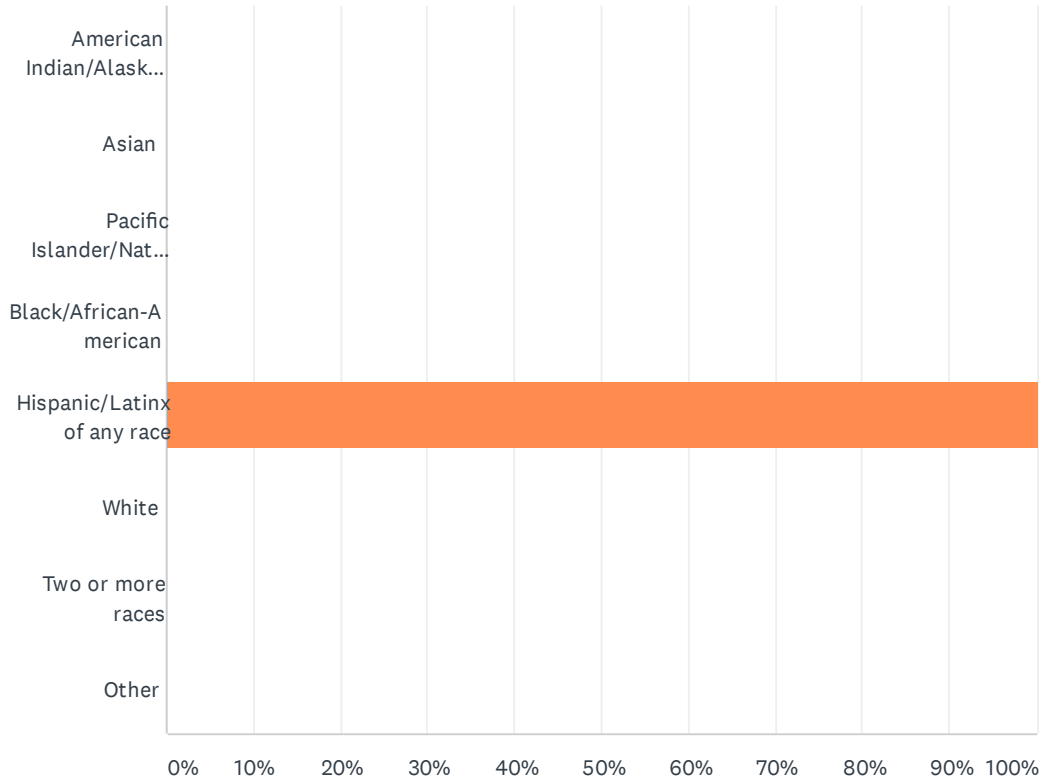
Answered: 153 Skipped: 1



| ANSWER CHOICES | RESPONSES |
|----------------------------------|------------|
| American Indian/Alaskan Native | 0.00% 0 |
| Asian | 1.31% 2 |
| Pacific Islander/Native Hawaiian | 0.00% 0 |
| Black/African-American | 1.31% 2 |
| Hispanic/Latinx of any race | 62.75% 96 |
| White | 32.03% 49 |
| Two or more races | 0.65% 1 |
| Other | 1.96% 3 |
| TOTAL | 153 |

Q6 What is your child's race/ethnic origin?

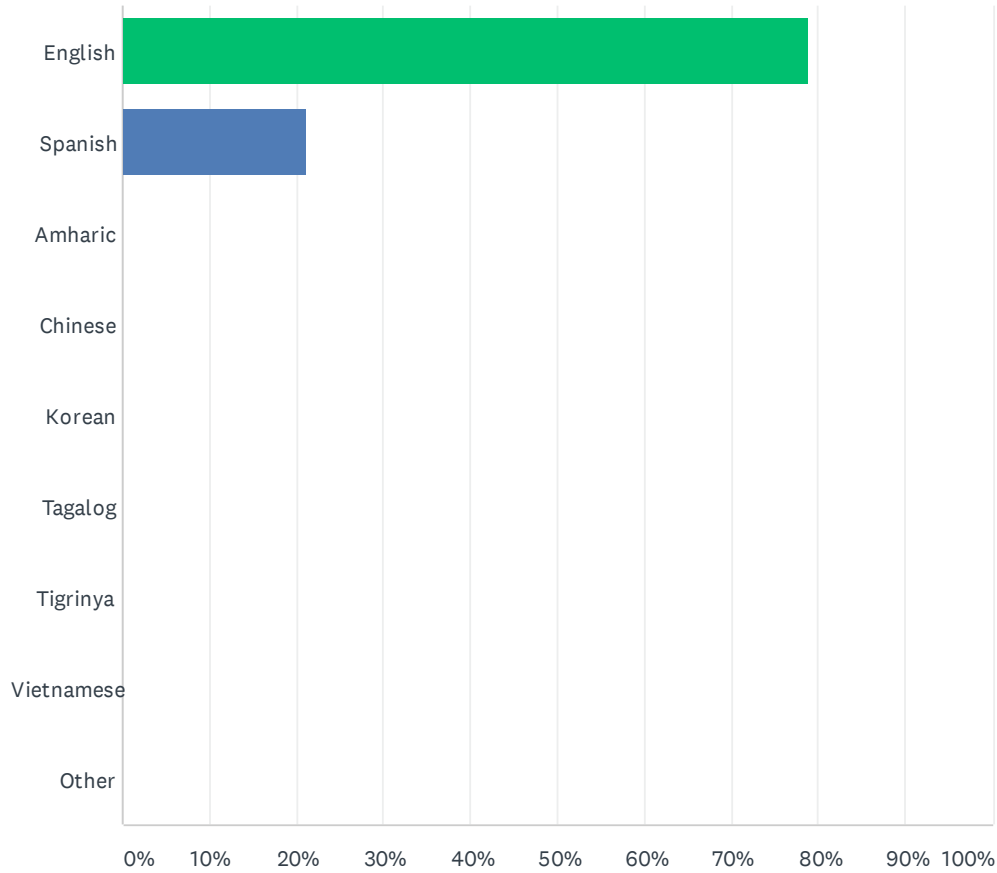
Answered: 154 Skipped: 0



| ANSWER CHOICES | RESPONSES |
|----------------------------------|-------------|
| American Indian/Alaskan Native | 0.00% 0 |
| Asian | 0.00% 0 |
| Pacific Islander/Native Hawaiian | 0.00% 0 |
| Black/African-American | 0.00% 0 |
| Hispanic/Latinx of any race | 100.00% 154 |
| White | 0.00% 0 |
| Two or more races | 0.00% 0 |
| Other | 0.00% 0 |
| TOTAL | 154 |

Q7 What is your primary home language?

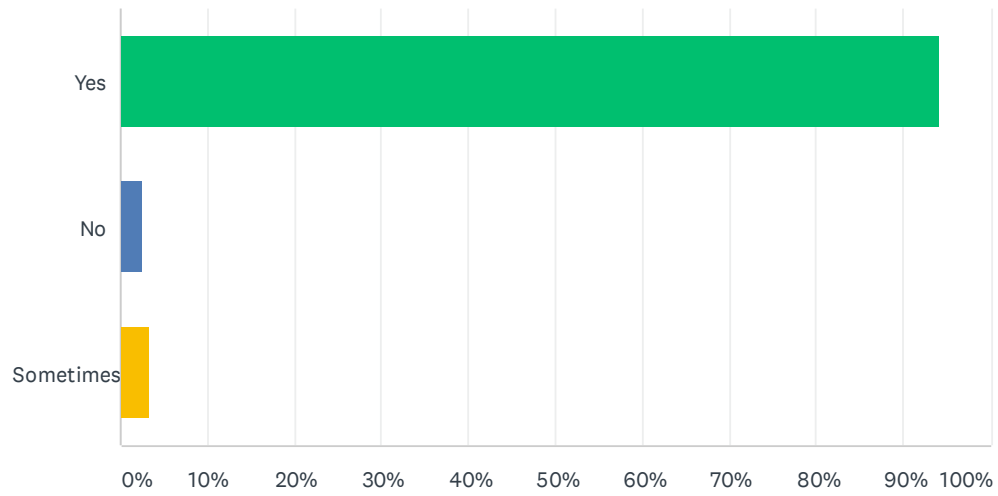
Answered: 152 Skipped: 2



| ANSWER CHOICES | RESPONSES | |
|----------------|-----------|------------|
| English | 78.95% | 120 |
| Spanish | 21.05% | 32 |
| Amharic | 0.00% | 0 |
| Chinese | 0.00% | 0 |
| Korean | 0.00% | 0 |
| Tagalog | 0.00% | 0 |
| Tigrinya | 0.00% | 0 |
| Vietnamese | 0.00% | 0 |
| Other | 0.00% | 0 |
| TOTAL | | 152 |

Q8 Do you receive information from your child’s school and the school district in a language you understand?

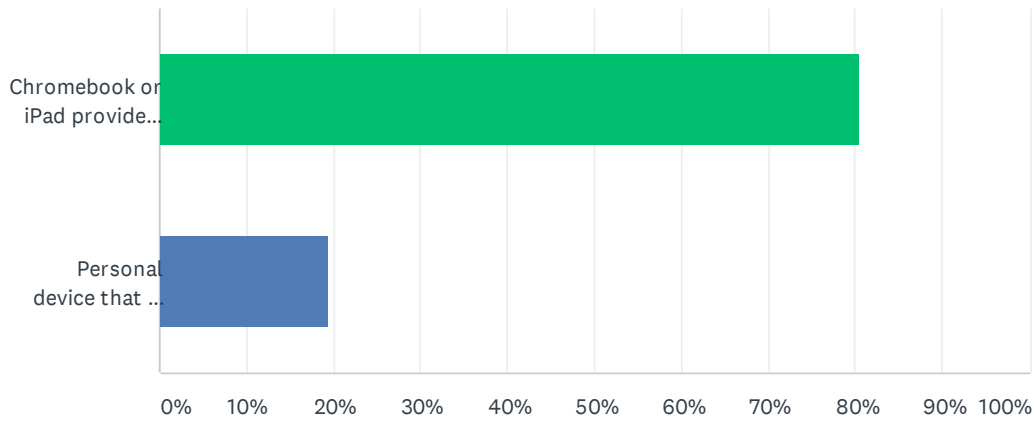
Answered: 154 Skipped: 0



| ANSWER CHOICES | | RESPONSES | |
|----------------|--|-----------|-----|
| Yes | | 94.16% | 145 |
| No | | 2.60% | 4 |
| Sometimes | | 3.25% | 5 |
| TOTAL | | | 154 |

Q9 Is your child using a school-issued or personal Chromebook or iPad for remote learning?

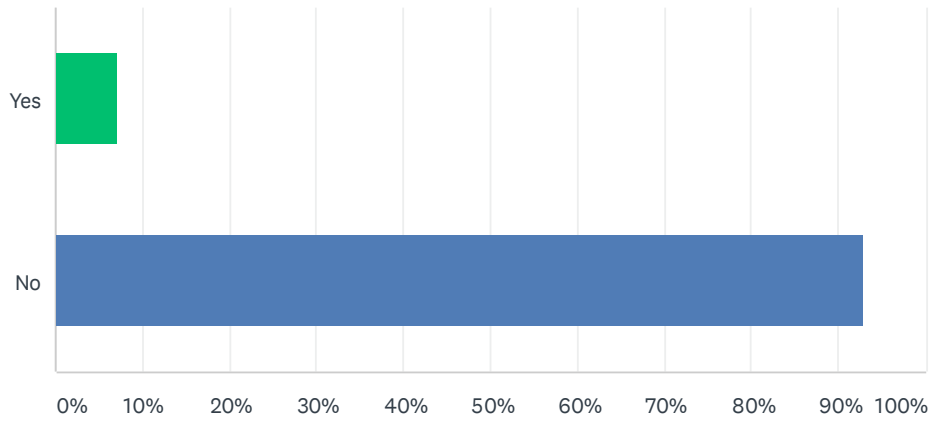
Answered: 154 Skipped: 0



| ANSWER CHOICES | RESPONSES | |
|--|-----------|-----|
| Chromebook or iPad provided by their school/district | 80.52% | 124 |
| Personal device that we own | 19.48% | 30 |
| TOTAL | | 154 |

Q10 Did you check out a WiFi hotspot from your school or district?

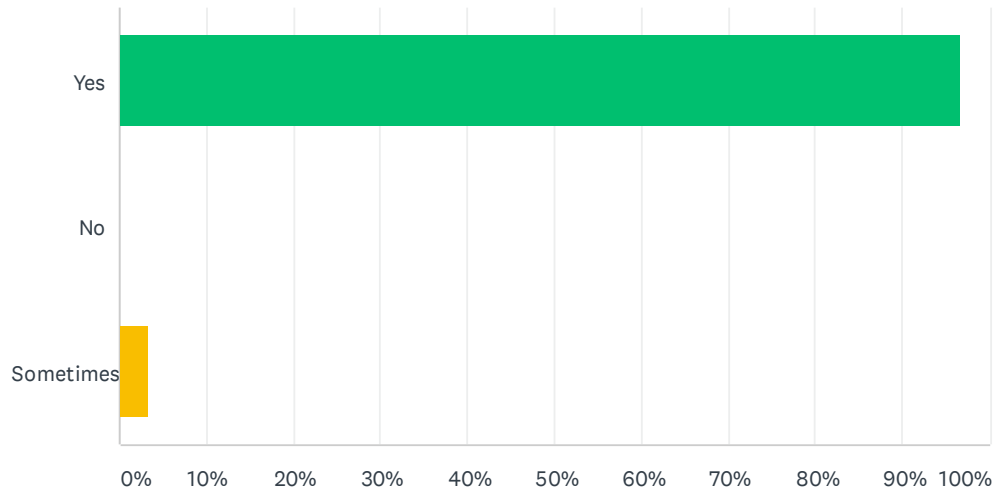
Answered: 154 Skipped: 0



| ANSWER CHOICES | RESPONSES |
|----------------|------------|
| Yes | 7.14% 11 |
| No | 92.86% 143 |
| TOTAL | 154 |

Q11 Is your child currently able to access the internet for remote learning?

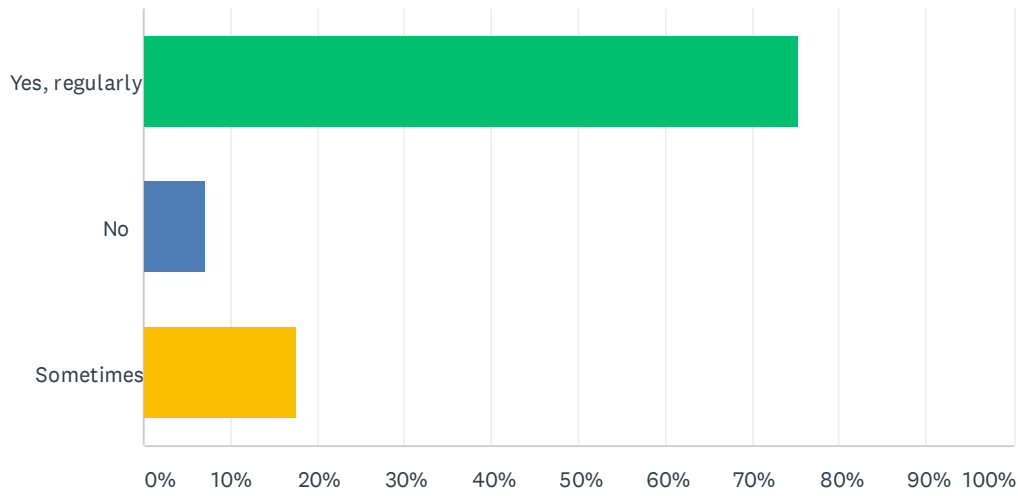
Answered: 154 Skipped: 0



| ANSWER CHOICES | RESPONSES | |
|----------------|-----------|-----|
| Yes | 96.75% | 149 |
| No | 0.00% | 0 |
| Sometimes | 3.25% | 5 |
| TOTAL | | 154 |

Q12 Do you use the parent/guardian Canvas or Seesaw app or website to monitor/support your child’s schoolwork?

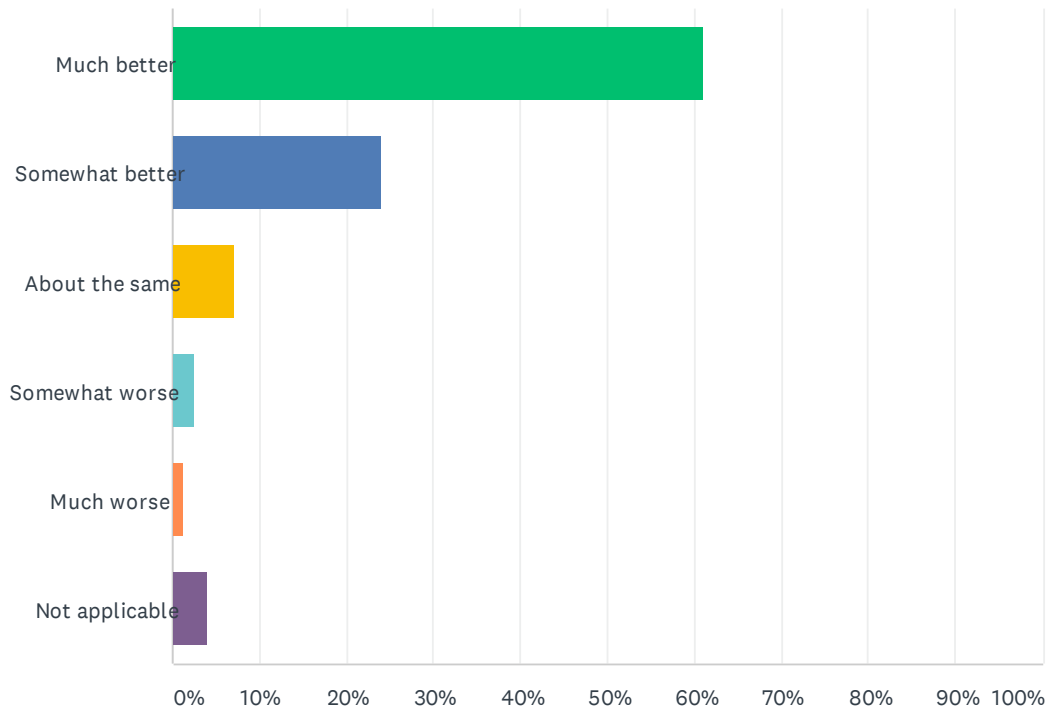
Answered: 154 Skipped: 0



| ANSWER CHOICES | RESPONSES | |
|----------------|-----------|-----|
| Yes, regularly | 75.32% | 116 |
| No | 7.14% | 11 |
| Sometimes | 17.53% | 27 |
| TOTAL | | 154 |

Q13 Compared to your child’s remote learning experience in the spring, your child’s learning experience this fall has been:

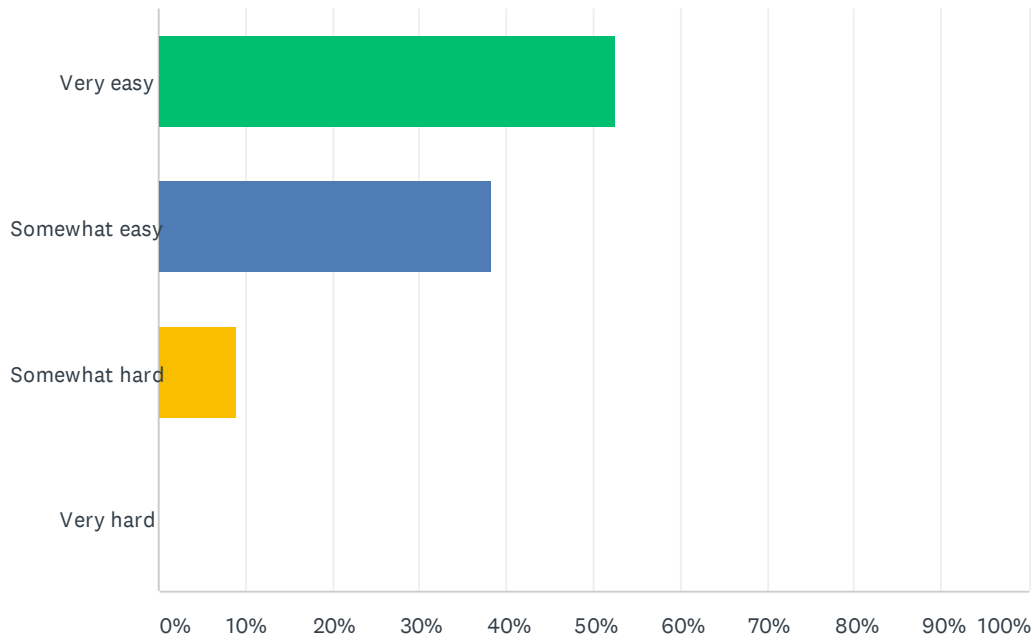
Answered: 154 Skipped: 0



| ANSWER CHOICES | RESPONSES | |
|-----------------|-----------|------------|
| Much better | 61.04% | 94 |
| Somewhat better | 24.03% | 37 |
| About the same | 7.14% | 11 |
| Somewhat worse | 2.60% | 4 |
| Much worse | 1.30% | 2 |
| Not applicable | 3.90% | 6 |
| TOTAL | | 154 |

Q14 How easy or hard has it been for your child to find their class links, such as ClassLink, Canvas, Seesaw or Zoom?

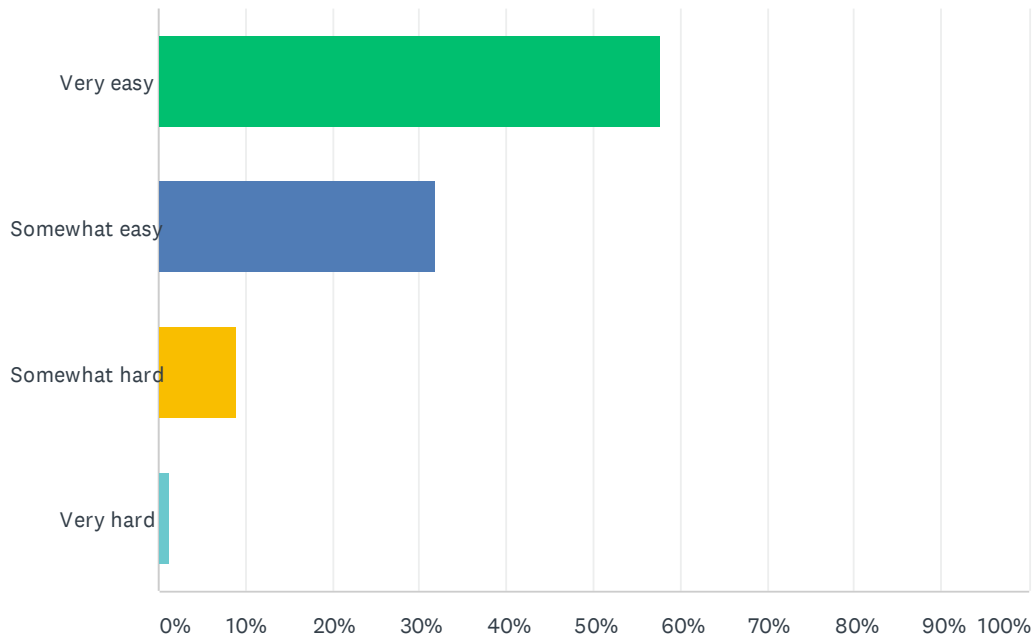
Answered: 154 Skipped: 0



| ANSWER CHOICES | RESPONSES | |
|----------------|-----------|------------|
| Very easy | 52.60% | 81 |
| Somewhat easy | 38.31% | 59 |
| Somewhat hard | 9.09% | 14 |
| Very hard | 0.00% | 0 |
| TOTAL | | 154 |

Q15 How easy or hard has it been for your child to find their class assignments?

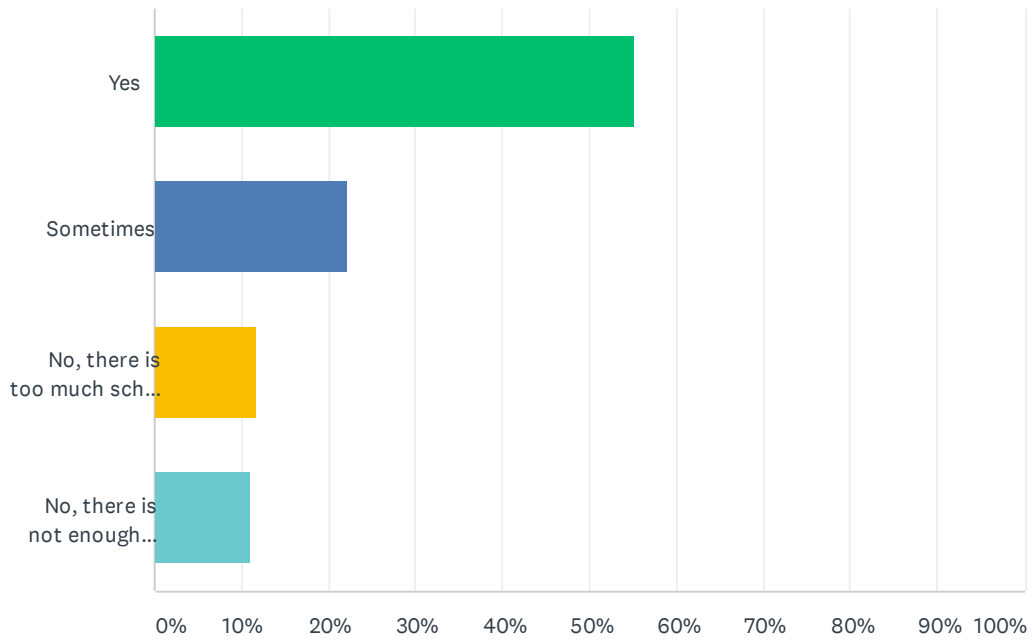
Answered: 154 Skipped: 0



| ANSWER CHOICES | RESPONSES | |
|----------------|-----------|------------|
| Very easy | 57.79% | 89 |
| Somewhat easy | 31.82% | 49 |
| Somewhat hard | 9.09% | 14 |
| Very hard | 1.30% | 2 |
| TOTAL | | 154 |

Q16 Do you feel your child has an appropriate level of school work in the current remote learning model?

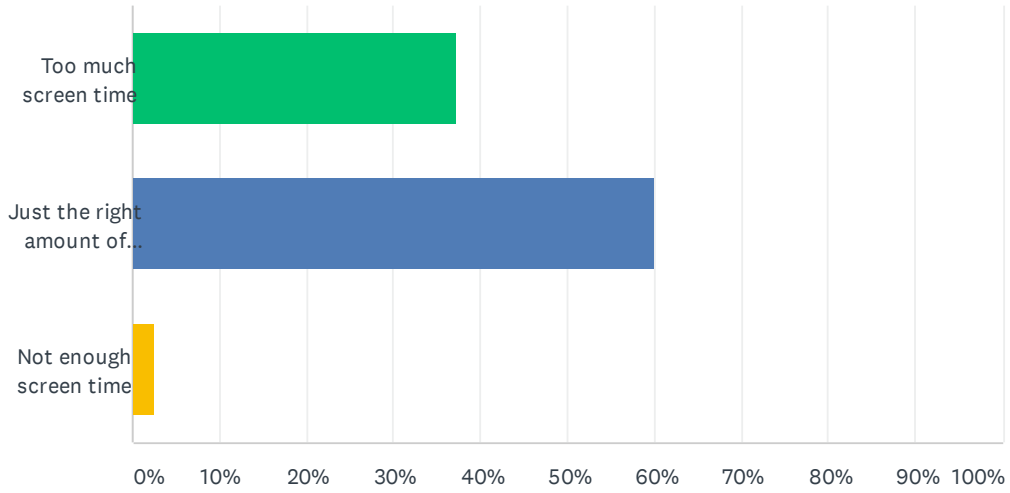
Answered: 154 Skipped: 0



| ANSWER CHOICES | RESPONSES | |
|-------------------------------------|-----------|------------|
| Yes | 55.19% | 85 |
| Sometimes | 22.08% | 34 |
| No, there is too much school work | 11.69% | 18 |
| No, there is not enough school work | 11.04% | 17 |
| TOTAL | | 154 |

Q17 My child's remote learning schedule requires:

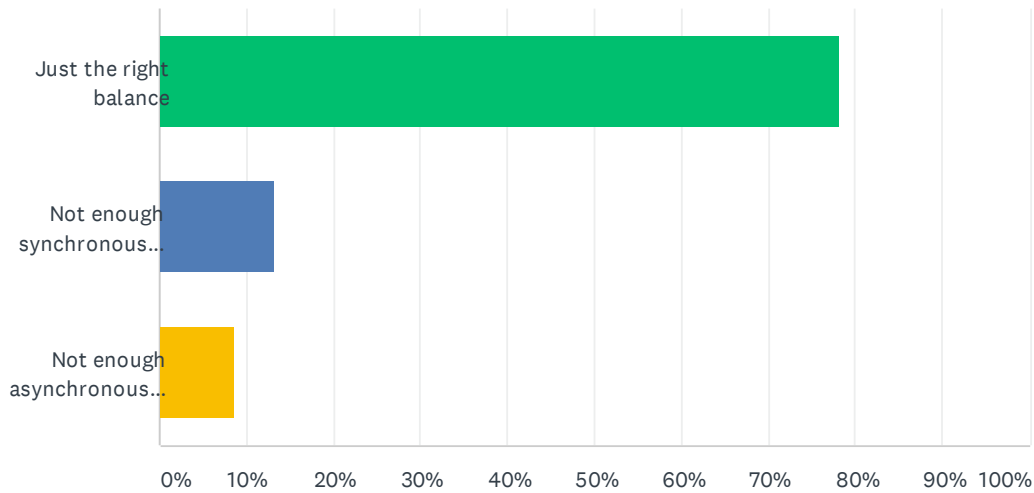
Answered: 153 Skipped: 1



| ANSWER CHOICES | RESPONSES | |
|--------------------------------------|-----------|-----|
| Too much screen time | 37.25% | 57 |
| Just the right amount of screen time | 60.13% | 92 |
| Not enough screen time | 2.61% | 4 |
| TOTAL | | 153 |

Q18 I feel my child’s mix of synchronous (teacher-led) and asynchronous (teacher-directed) time is:

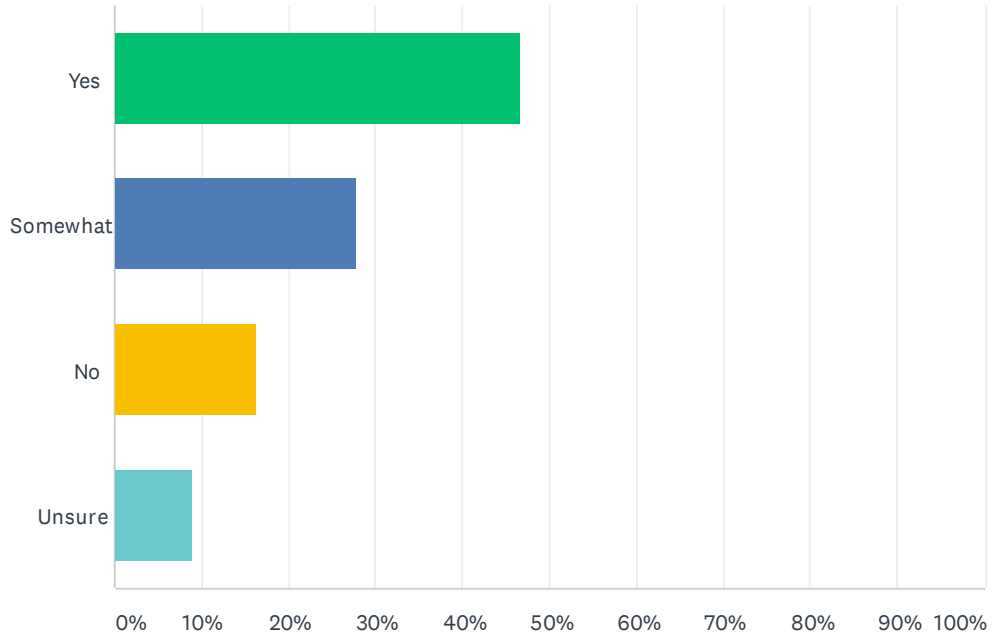
Answered: 151 Skipped: 3



| ANSWER CHOICES | RESPONSES | |
|------------------------------|-----------|-----|
| Just the right balance | 78.15% | 118 |
| Not enough synchronous time | 13.25% | 20 |
| Not enough asynchronous time | 8.61% | 13 |
| TOTAL | | 151 |

Q19 I feel my child is progressing in their learning:

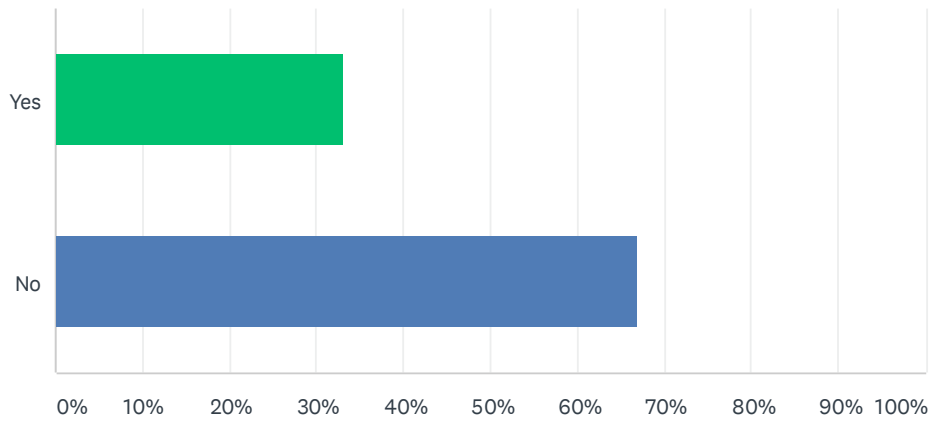
Answered: 154 Skipped: 0



| ANSWER CHOICES | RESPONSES | |
|----------------|-----------|------------|
| Yes | 46.75% | 72 |
| Somewhat | 27.92% | 43 |
| No | 16.23% | 25 |
| Unsure | 9.09% | 14 |
| TOTAL | | 154 |

Q20 Have you experienced any technology issues that have prevented your child from accessing their class or learning tools for a period of time?

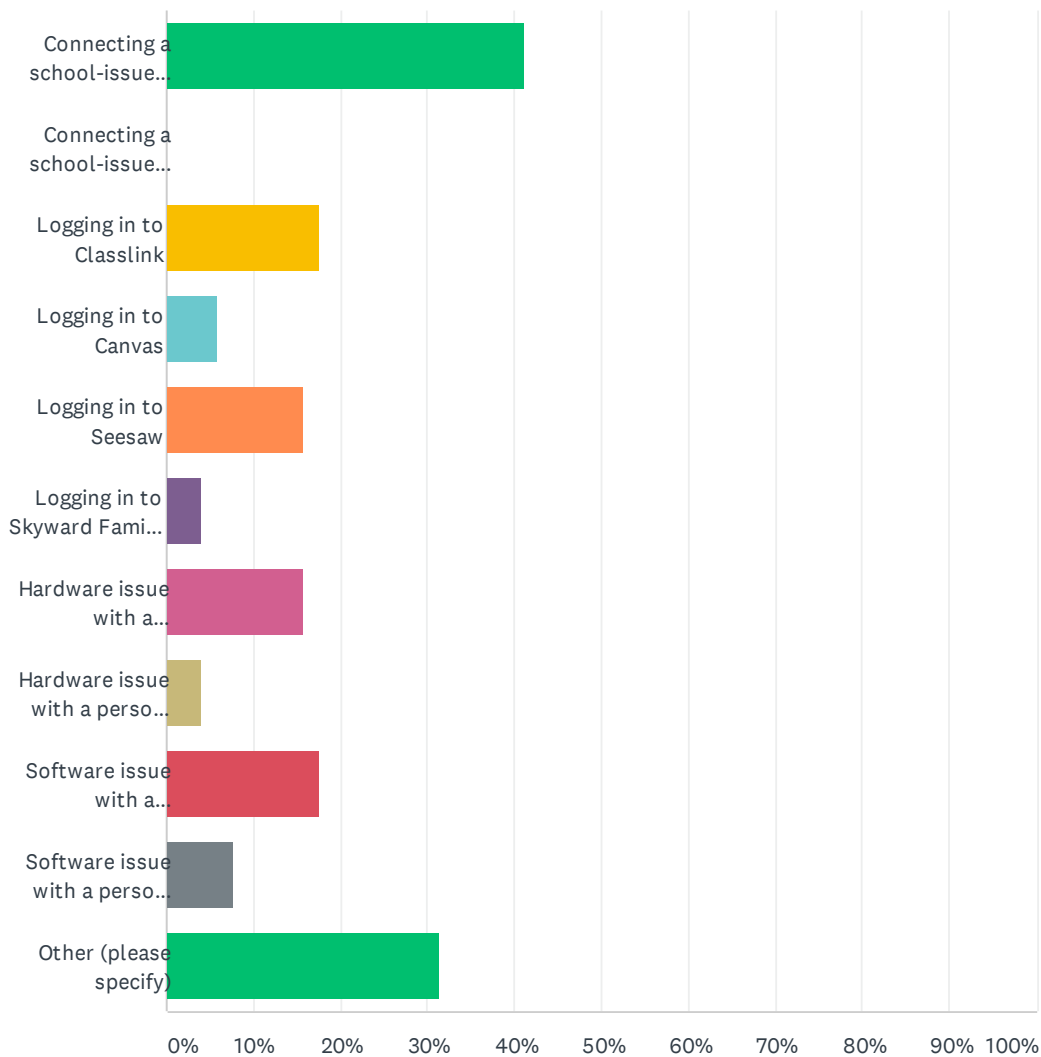
Answered: 154 Skipped: 0



| ANSWER CHOICES | RESPONSES | |
|----------------|-----------|-----|
| Yes | 33.12% | 51 |
| No | 66.88% | 103 |
| TOTAL | | 154 |

Q21 If you answered YES to the previous question, please indicate the type/s of technology issues you or your child has experienced: (select all that apply)

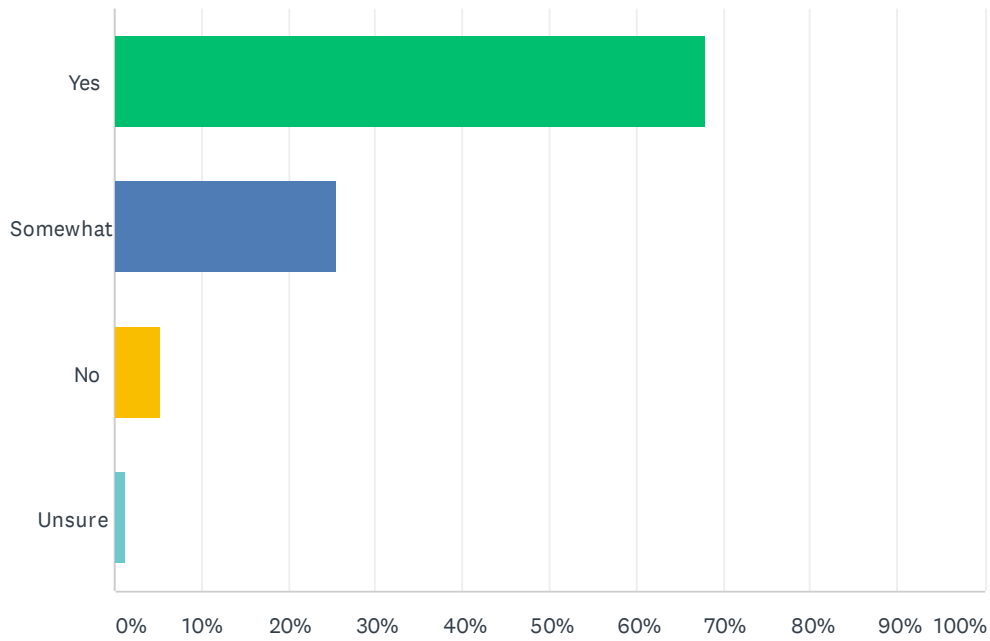
Answered: 51 Skipped: 103



| ANSWER CHOICES | RESPONSES | |
|---|-----------|----|
| Connecting a school-issued Chromebook/iPad to home internet | 41.18% | 21 |
| Connecting a school-issued Chromebook/iPad to a school-issued wifi hotspot | 0.00% | 0 |
| Logging in to Classlink | 17.65% | 9 |
| Logging in to Canvas | 5.88% | 3 |
| Logging in to Seesaw | 15.69% | 8 |
| Logging in to Skyward Family Access | 3.92% | 2 |
| Hardware issue with a school-issued Chromebook/iPad | 15.69% | 8 |
| Hardware issue with a personal computer/device owned by the student or family | 3.92% | 2 |
| Software issue with a school-issued Chromebook/iPad | 17.65% | 9 |
| Software issue with a personal computer/device owned by the student or family | 7.84% | 4 |
| Other (please specify) | 31.37% | 16 |
| Total Respondents: 51 | | |

Q22 As a parent/guardian, I am provided enough information to support my child with remote learning:

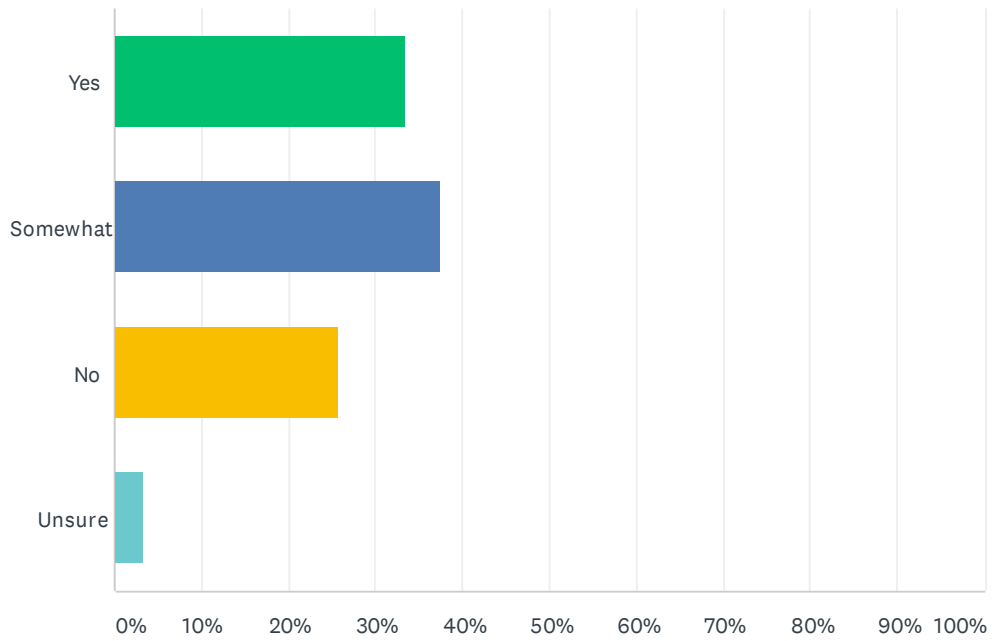
Answered: 153 Skipped: 1



| ANSWER CHOICES | RESPONSES | |
|----------------|-----------|------------|
| Yes | 67.97% | 104 |
| Somewhat | 25.49% | 39 |
| No | 5.23% | 8 |
| Unsure | 1.31% | 2 |
| TOTAL | | 153 |

Q23 Do you feel your child’s social and emotional needs are being supported by their school during this period of remote learning?

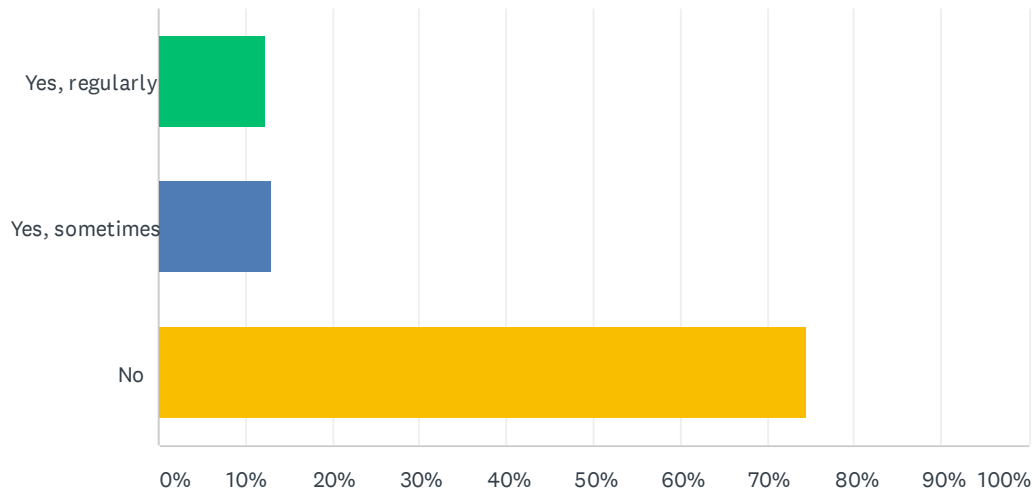
Answered: 152 Skipped: 2



| ANSWER CHOICES | RESPONSES | |
|----------------|-----------|------------|
| Yes | 33.55% | 51 |
| Somewhat | 37.50% | 57 |
| No | 25.66% | 39 |
| Unsure | 3.29% | 5 |
| TOTAL | | 152 |

Q24 Has your family accessed school meals during remote learning this fall?

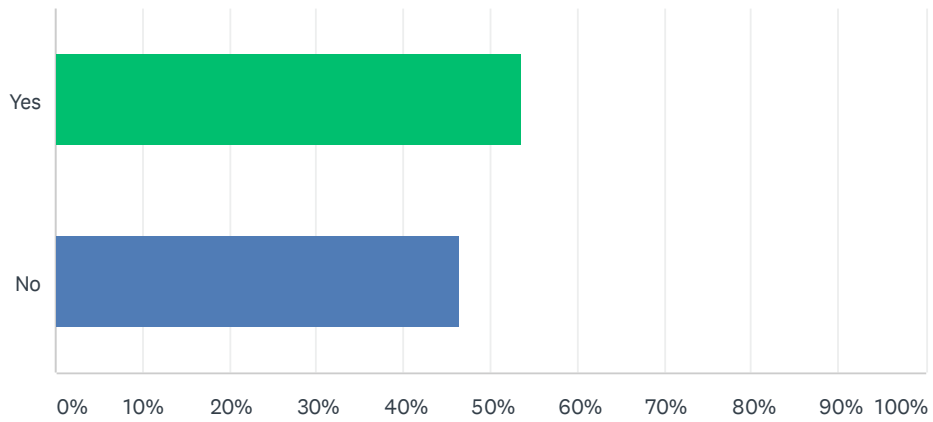
Answered: 153 Skipped: 1



| ANSWER CHOICES | RESPONSES | |
|----------------|-----------|------------|
| Yes, regularly | 12.42% | 19 |
| Yes, sometimes | 13.07% | 20 |
| No | 74.51% | 114 |
| TOTAL | | 153 |

Q25 Did you attend or watch a recording of one of our Family Academy webinars at the beginning of the school year?

Answered: 153 Skipped: 1



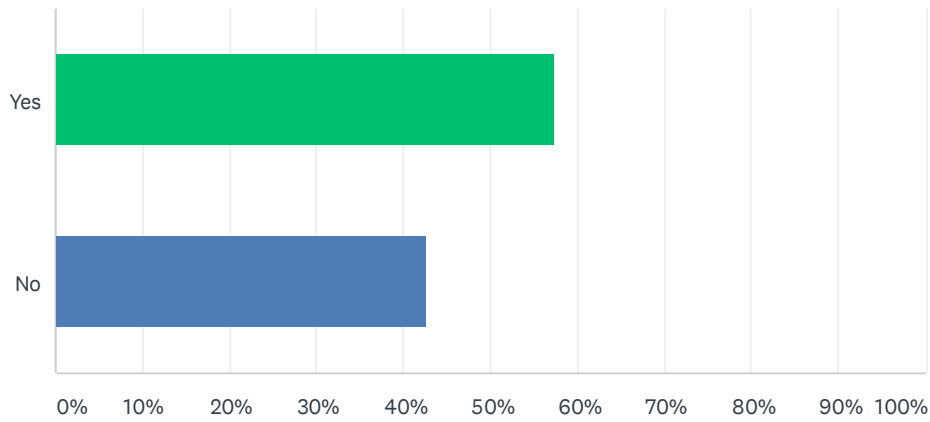
| ANSWER CHOICES | RESPONSES | |
|----------------|-----------|-----|
| Yes | 53.59% | 82 |
| No | 46.41% | 71 |
| TOTAL | | 153 |

Q26 If there is a topic you would like to see covered at a future Family Academy, please include it here.

Answered: 11 Skipped: 143

Q27 Have you accessed the Remote Learning Resources webpage on your school or district website?

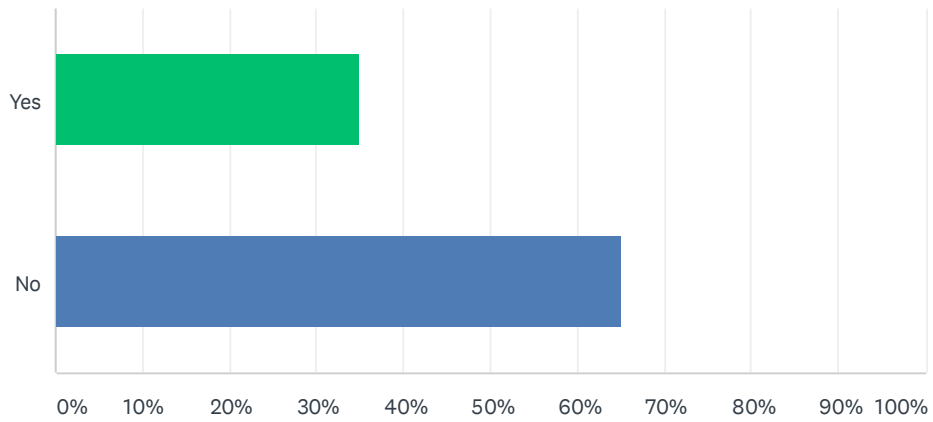
Answered: 152 Skipped: 2



| ANSWER CHOICES | RESPONSES | |
|----------------|-----------|-----|
| Yes | 57.24% | 87 |
| No | 42.76% | 65 |
| TOTAL | | 152 |

Q28 Have you contacted your school regarding any needs your family may have?

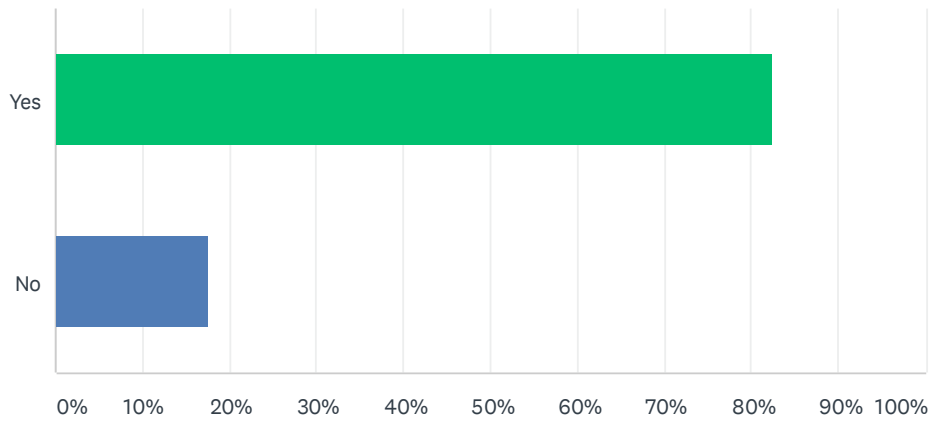
Answered: 152 Skipped: 2



| ANSWER CHOICES | RESPONSES | |
|----------------|-----------|-----|
| Yes | 34.87% | 53 |
| No | 65.13% | 99 |
| TOTAL | | 152 |

Q29 Do you know who to contact at your school if you need resources or support?

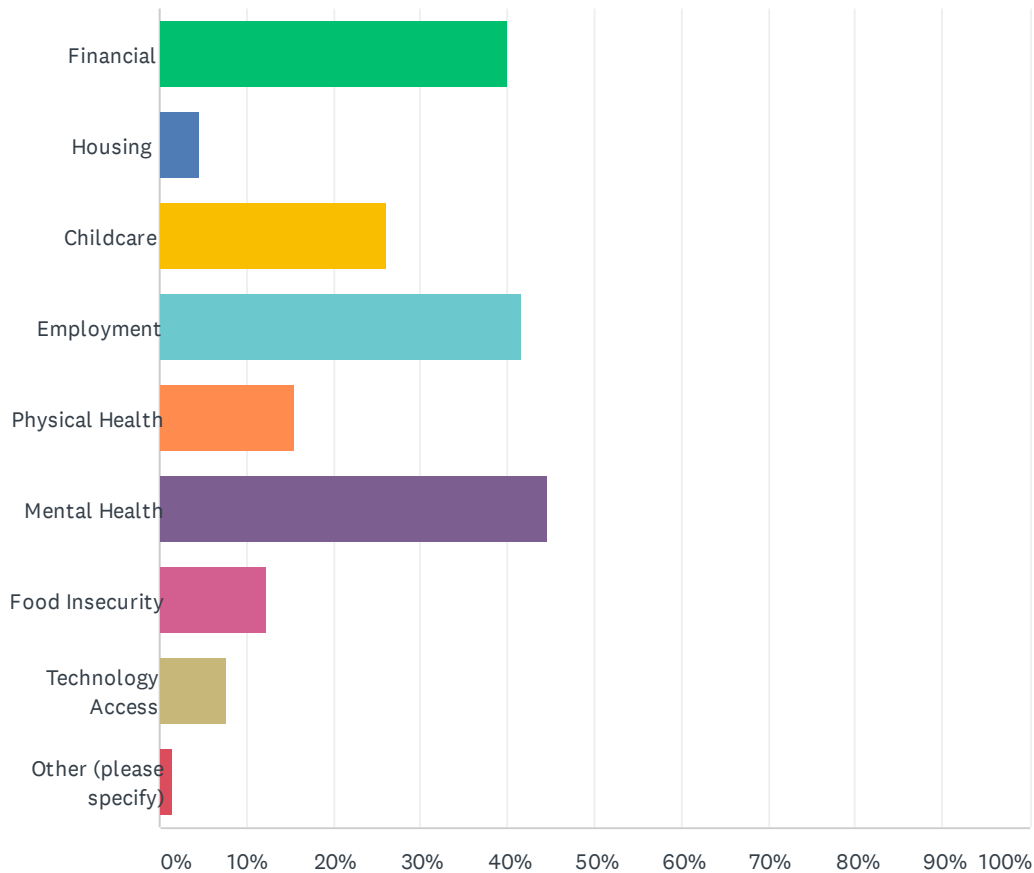
Answered: 153 Skipped: 1



| ANSWER CHOICES | RESPONSES | |
|----------------|-----------|-----|
| Yes | 82.35% | 126 |
| No | 17.65% | 27 |
| TOTAL | | 153 |

Q30 If your family is currently experiencing hardship due to the COVID-19 pandemic, what are those challenges? (select all that apply)

Answered: 65 Skipped: 89



| ANSWER CHOICES | RESPONSES | |
|------------------------|-----------|----|
| Financial | 40.00% | 26 |
| Housing | 4.62% | 3 |
| Childcare | 26.15% | 17 |
| Employment | 41.54% | 27 |
| Physical Health | 15.38% | 10 |
| Mental Health | 44.62% | 29 |
| Food Insecurity | 12.31% | 8 |
| Technology Access | 7.69% | 5 |
| Other (please specify) | 1.54% | 1 |
| Total Respondents: 65 | | |