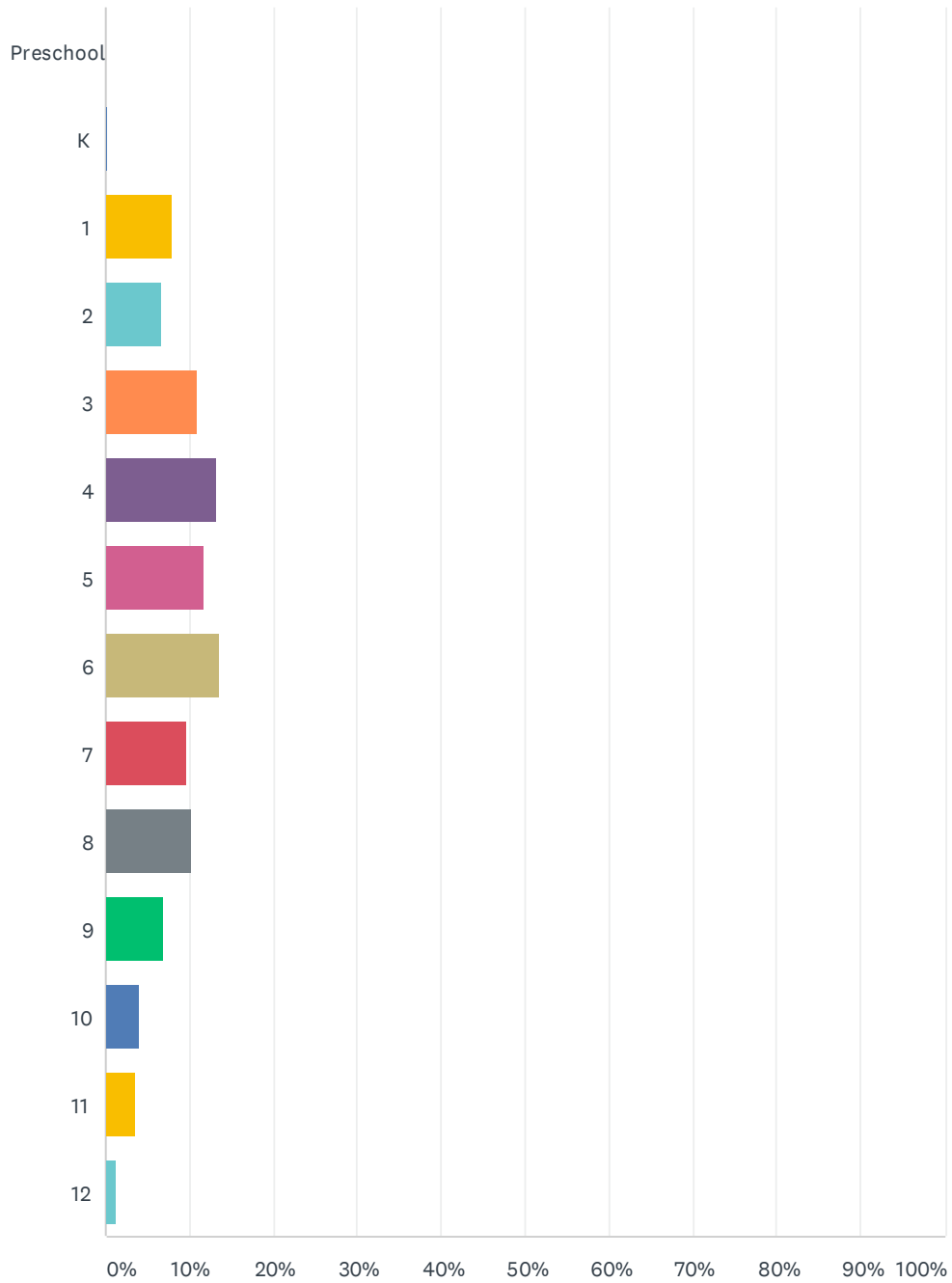


### Q1 Please select your child's grade level:

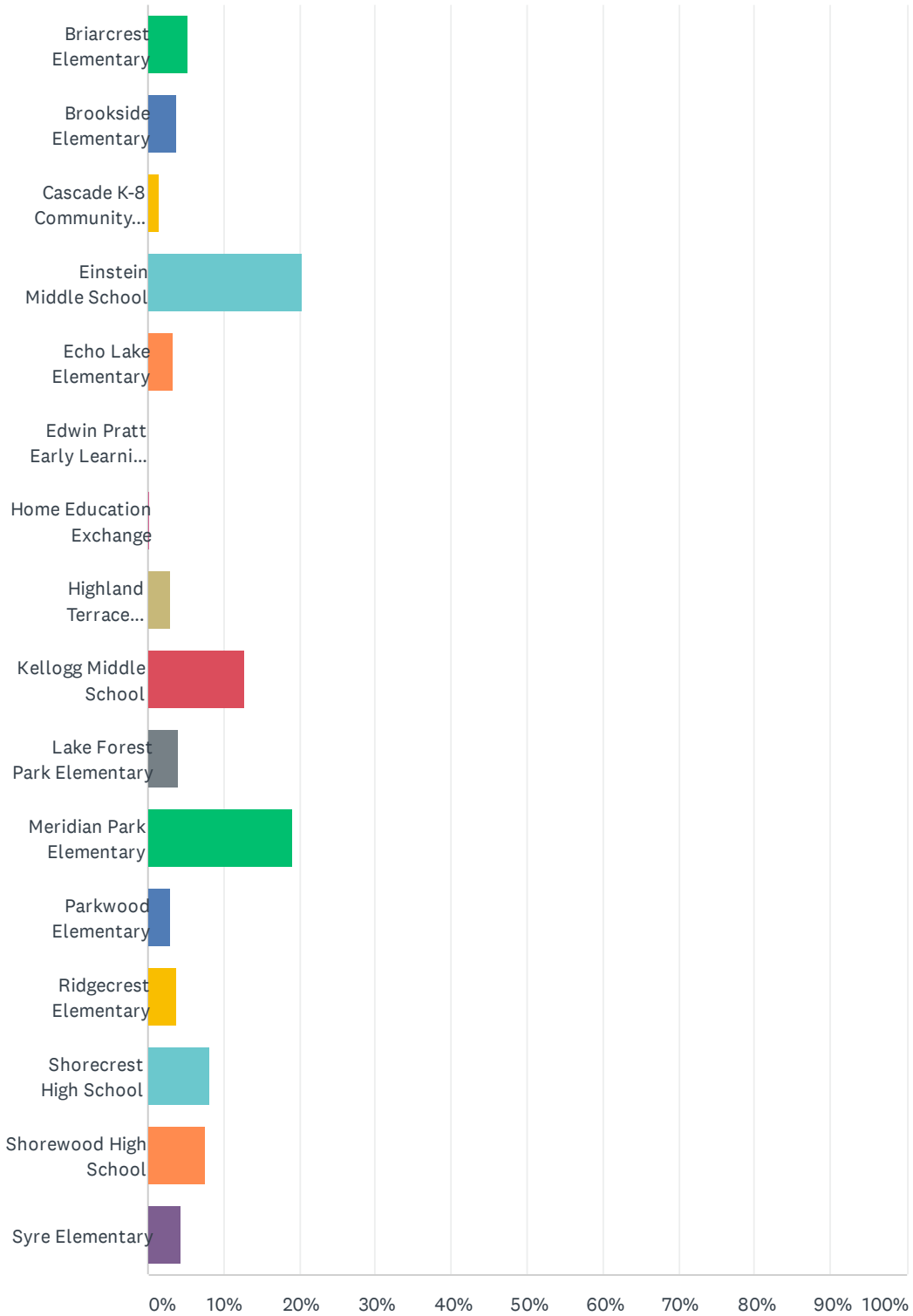
Answered: 548 Skipped: 1



ANSWER CHOICES	RESPONSES	
Preschool	0.00%	0
K	0.18%	1
1	7.85%	43
2	6.75%	37
3	10.95%	60
4	13.14%	72
5	11.68%	64
6	13.69%	75
7	9.67%	53
8	10.22%	56
9	6.93%	38
10	4.01%	22
11	3.65%	20
12	1.28%	7
TOTAL		548

## Q2 Which school does your child attend?

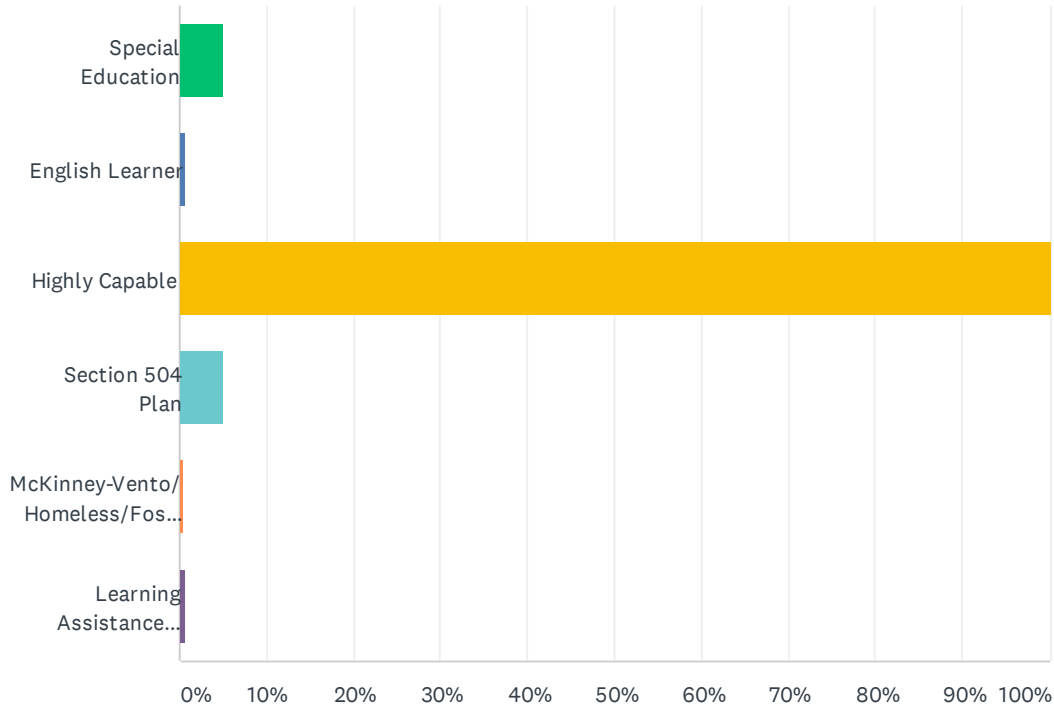
Answered: 545 Skipped: 4



ANSWER CHOICES	RESPONSES	
Briarcrest Elementary	5.14%	28
Brookside Elementary	3.85%	21
Cascade K-8 Community School	1.47%	8
Einstein Middle School	20.37%	111
Echo Lake Elementary	3.30%	18
Edwin Pratt Early Learning Center	0.00%	0
Home Education Exchange	0.18%	1
Highland Terrace Elementary	2.94%	16
Kellogg Middle School	12.66%	69
Lake Forest Park Elementary	4.04%	22
Meridian Park Elementary	19.08%	104
Parkwood Elementary	2.94%	16
Ridgecrest Elementary	3.85%	21
Shorecrest High School	8.26%	45
Shorewood High School	7.52%	41
Syre Elementary	4.40%	24
<b>TOTAL</b>		<b>545</b>

### Q3 If your child is in a special program, please select all that apply.

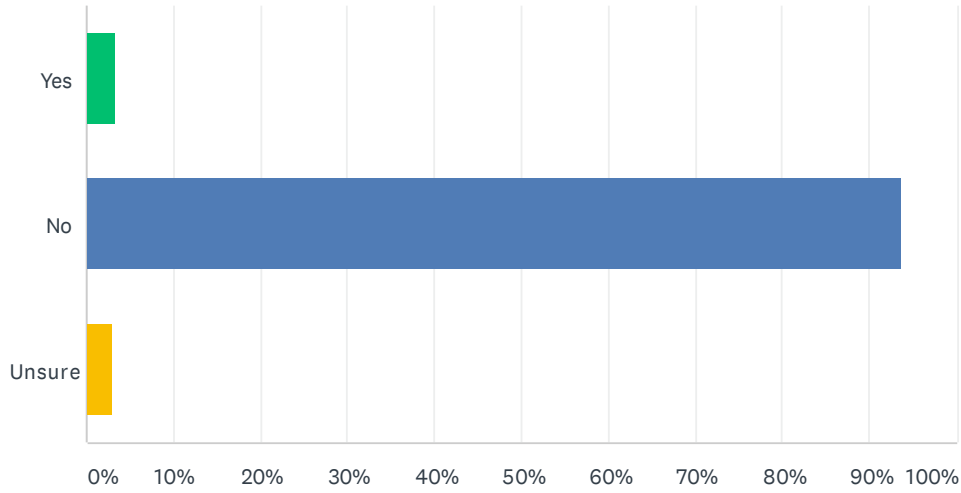
Answered: 549 Skipped: 0



ANSWER CHOICES	RESPONSES	
Special Education	5.10%	28
English Learner	0.73%	4
Highly Capable	100.00%	549
Section 504 Plan	5.10%	28
McKinney-Vento/Homeless/Foster Care	0.36%	2
Learning Assistance Program/Title I	0.55%	3
Total Respondents: 549		

### Q4 Does your child qualify for free or reduced-price school meals?

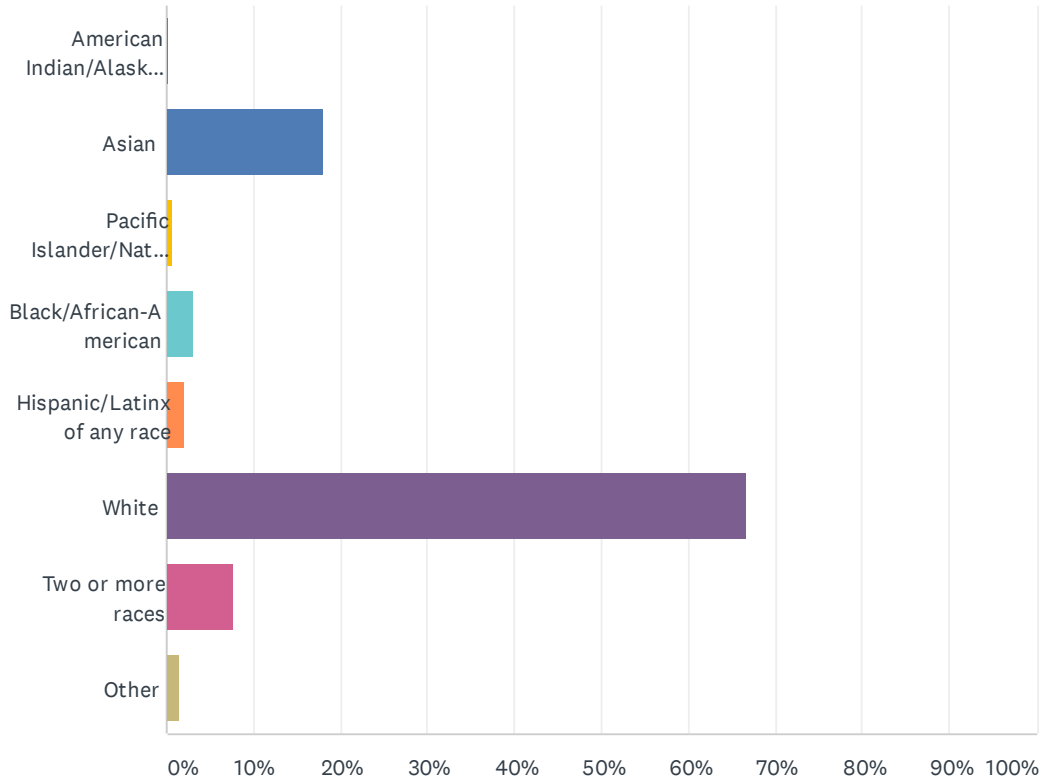
Answered: 547 Skipped: 2



ANSWER CHOICES	RESPONSES
Yes	3.29% 18
No	93.78% 513
Unsure	2.93% 16
TOTAL	547

### Q5 What is your race/ethnic origin?

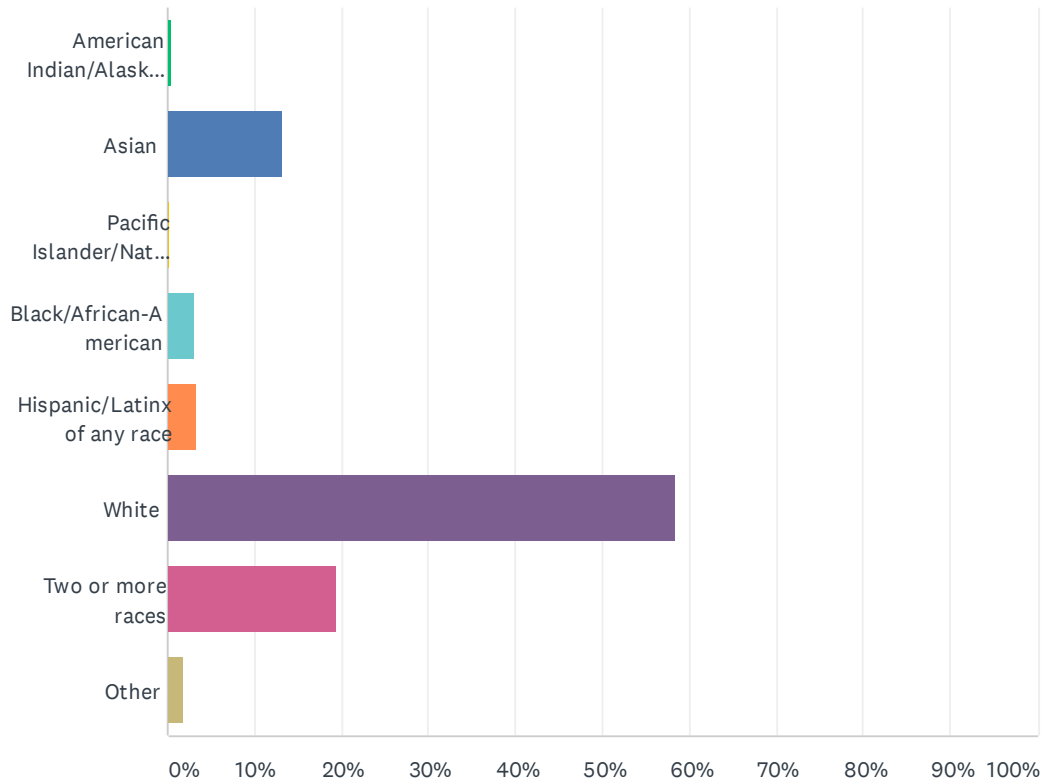
Answered: 527 Skipped: 22



ANSWER CHOICES	RESPONSES
American Indian/Alaskan Native	0.19% 1
Asian	18.03% 95
Pacific Islander/Native Hawaiian	0.57% 3
Black/African-American	3.04% 16
Hispanic/Latinx of any race	2.09% 11
White	66.79% 352
Two or more races	7.78% 41
Other	1.52% 8
<b>TOTAL</b>	<b>527</b>

## Q6 What is your child's race/ethnic origin?

Answered: 526 Skipped: 23

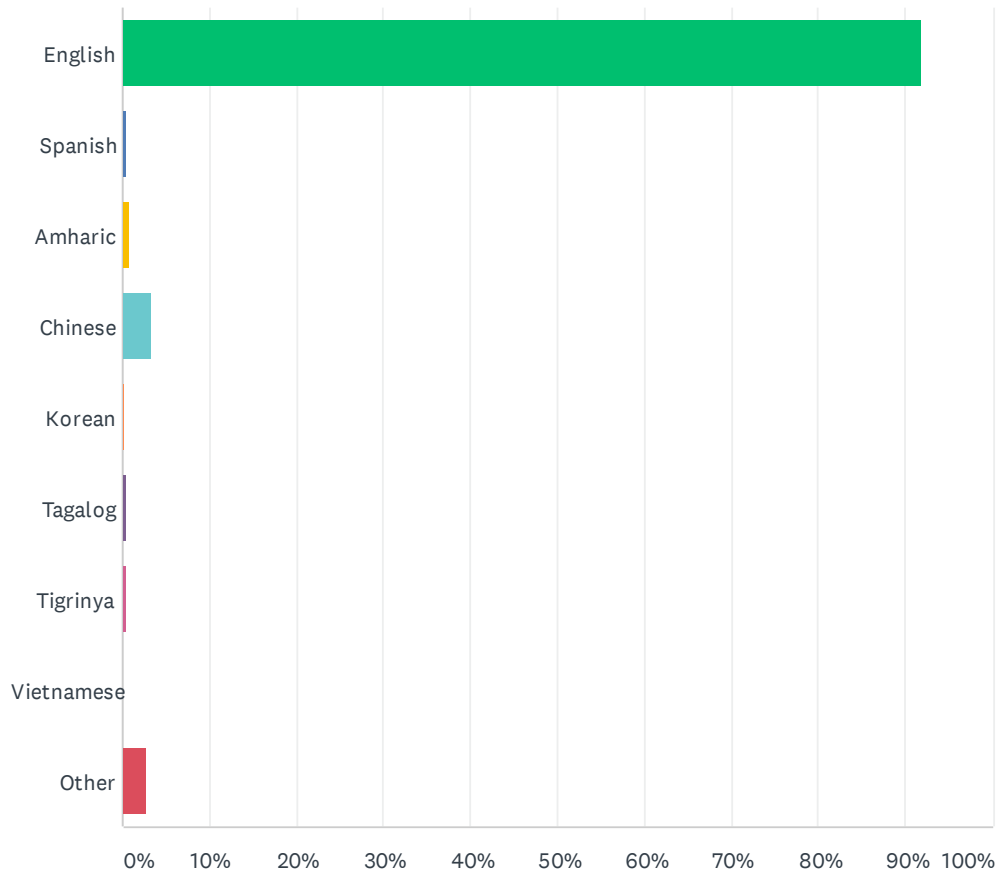


ANSWER CHOICES	RESPONSES
American Indian/Alaskan Native	0.38% 2
Asian	13.12% 69
Pacific Islander/Native Hawaiian	0.19% 1
Black/African-American	3.23% 17
Hispanic/Latinx of any race	3.42% 18
White	58.37% 307
Two or more races	19.39% 102
Other	1.90% 10
<b>TOTAL</b>	<b>526</b>



### Q7 What is your primary home language?

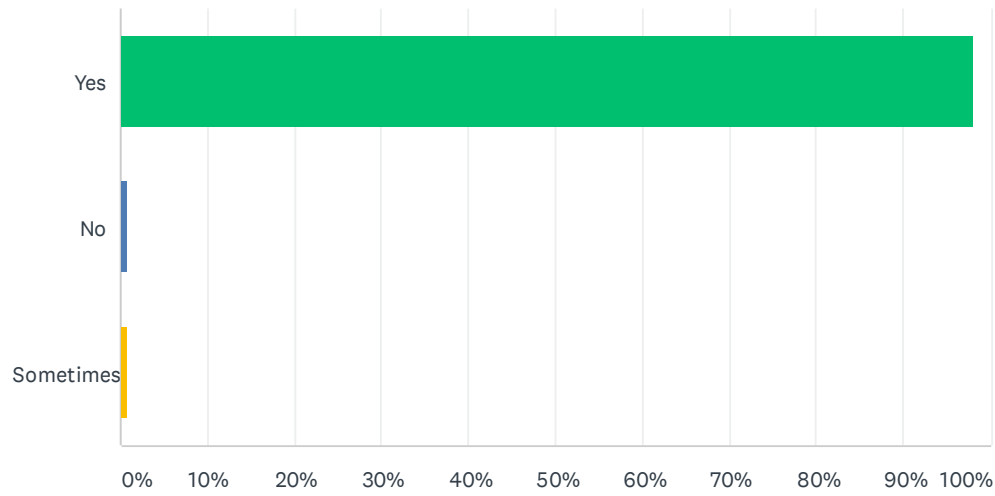
Answered: 535 Skipped: 14



ANSWER CHOICES	RESPONSES	
English	91.78%	491
Spanish	0.37%	2
Amharic	0.75%	4
Chinese	3.36%	18
Korean	0.19%	1
Tagalog	0.37%	2
Tigrinya	0.37%	2
Vietnamese	0.00%	0
Other	2.80%	15
<b>TOTAL</b>		<b>535</b>

### Q8 Do you receive information from your child’s school and the school district in a language you understand?

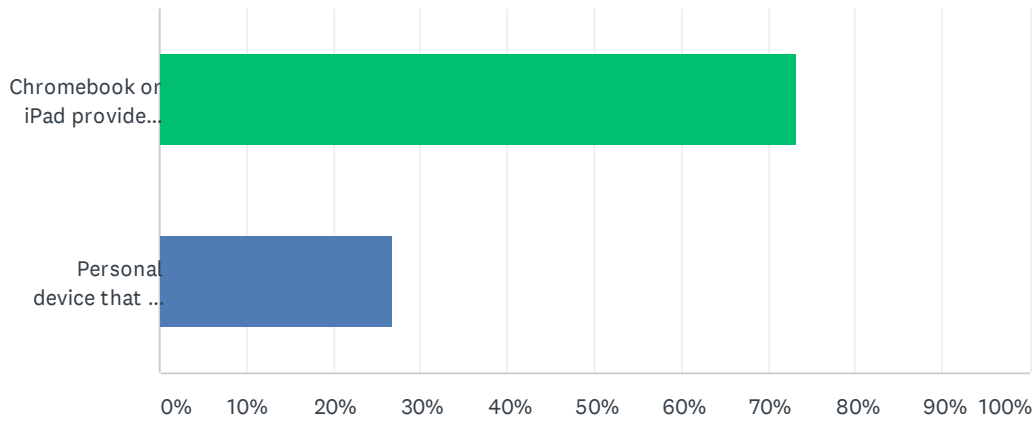
Answered: 549 Skipped: 0



ANSWER CHOICES	RESPONSES	
Yes	98.18%	539
No	0.91%	5
Sometimes	0.91%	5
TOTAL		549

## Q9 Is your child using a school-issued or personal Chromebook or iPad for remote learning?

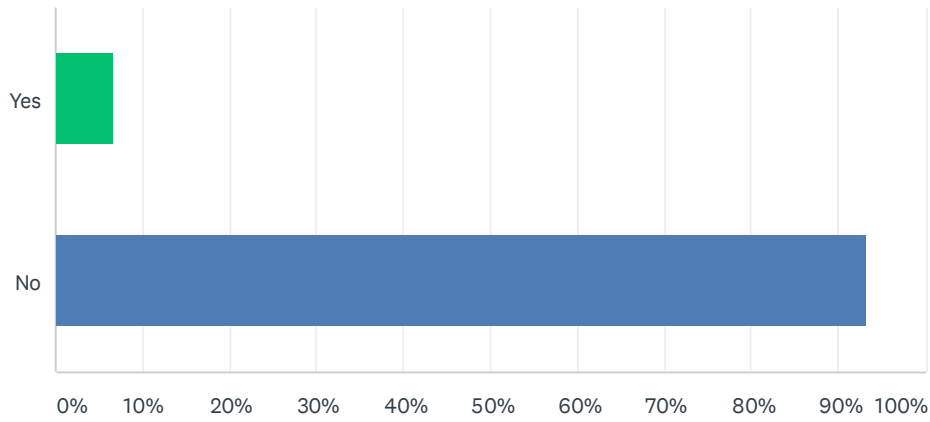
Answered: 548 Skipped: 1



ANSWER CHOICES	RESPONSES	
Chromebook or iPad provided by their school/district	73.18%	401
Personal device that we own	26.82%	147
TOTAL		548

### Q10 Did you check out a WiFi hotspot from your school or district?

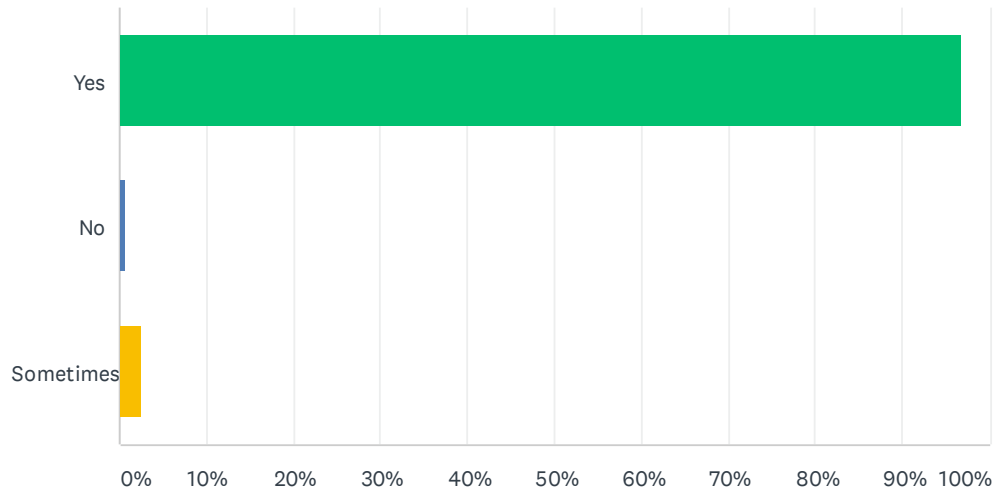
Answered: 547 Skipped: 2



ANSWER CHOICES	RESPONSES
Yes	6.76% 37
No	93.24% 510
TOTAL	547

# Q11 Is your child currently able to access the internet for remote learning?

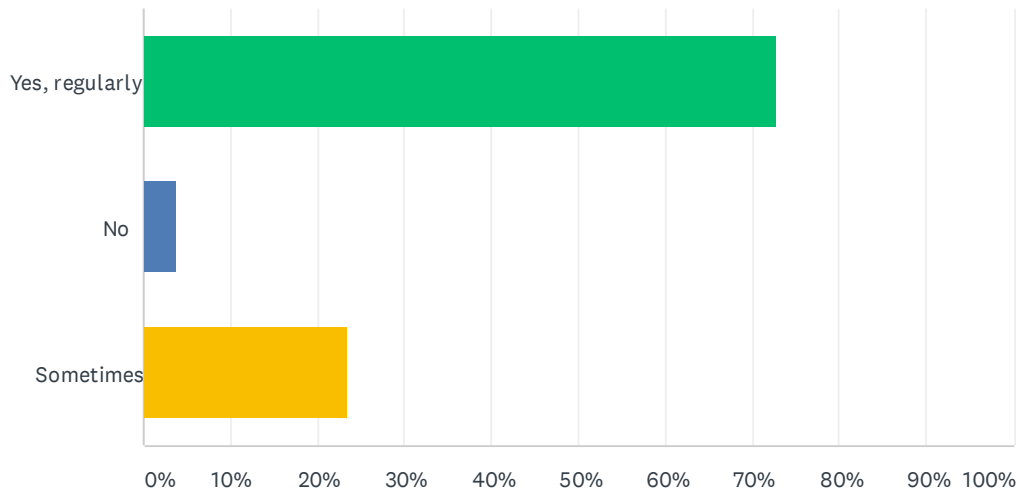
Answered: 548 Skipped: 1



ANSWER CHOICES	RESPONSES	
Yes	96.90%	531
No	0.55%	3
Sometimes	2.55%	14
TOTAL		548

## Q12 Do you use the parent/guardian Canvas or Seesaw app or website to monitor/support your child’s schoolwork?

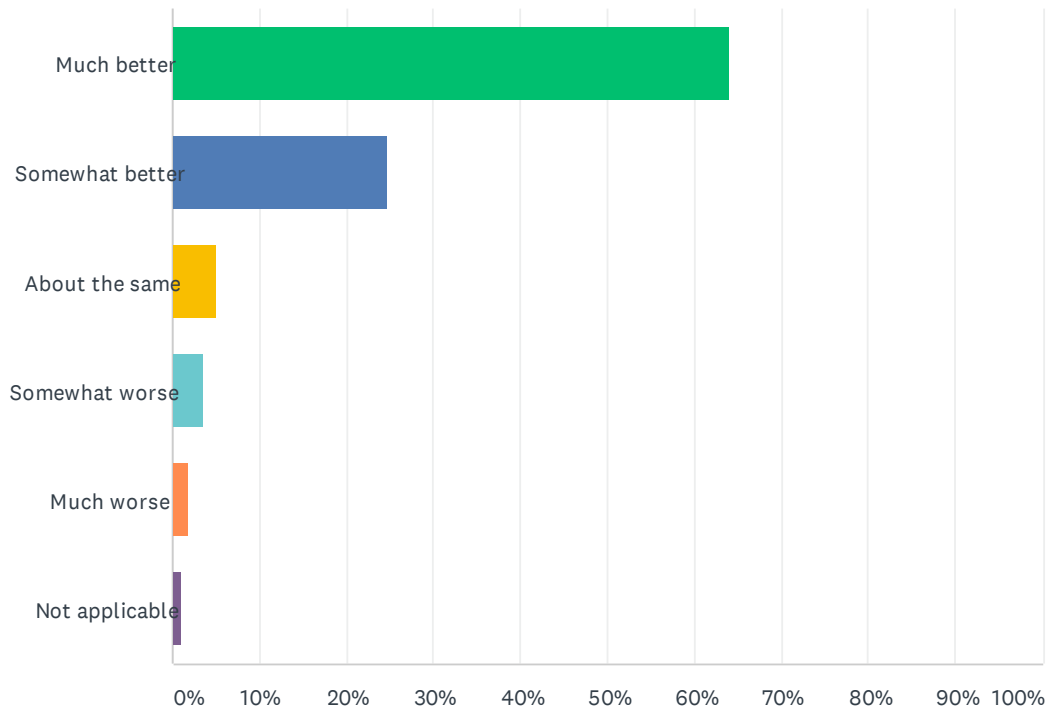
Answered: 548 Skipped: 1



ANSWER CHOICES	RESPONSES
Yes, regularly	72.81% 399
No	3.83% 21
Sometimes	23.36% 128
TOTAL	548

### Q13 Compared to your child’s remote learning experience in the spring, your child’s learning experience this fall has been:

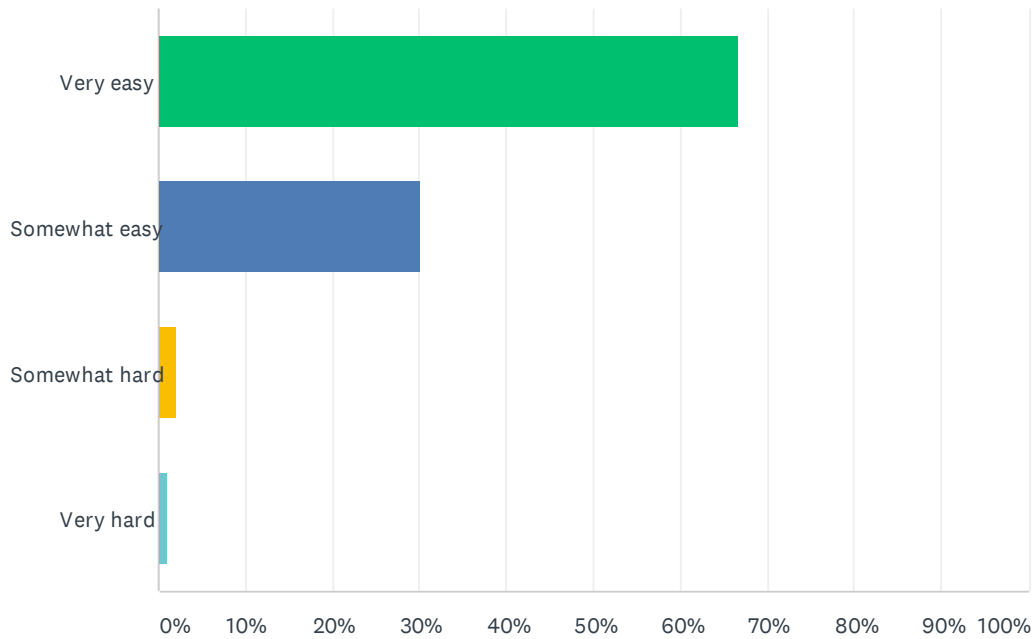
Answered: 548 Skipped: 1



ANSWER CHOICES	RESPONSES	
Much better	64.05%	351
Somewhat better	24.64%	135
About the same	4.93%	27
Somewhat worse	3.47%	19
Much worse	1.82%	10
Not applicable	1.09%	6
<b>TOTAL</b>		<b>548</b>

### Q14 How easy or hard has it been for your child to find their class links, such as ClassLink, Canvas, Seesaw or Zoom?

Answered: 549 Skipped: 0

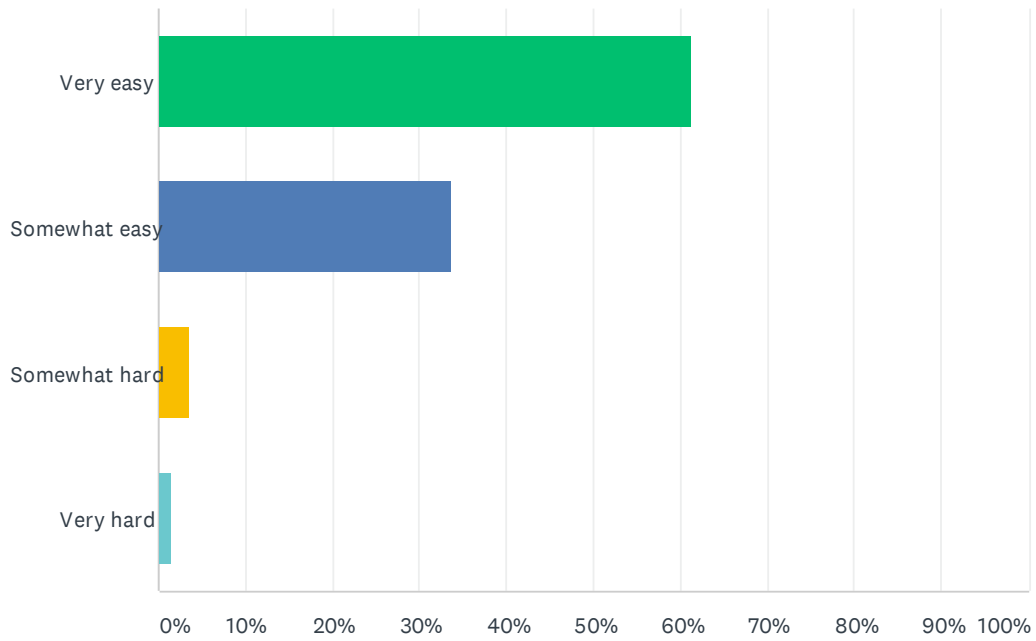


ANSWER CHOICES	RESPONSES	
Very easy	66.67%	366
Somewhat easy	30.05%	165
Somewhat hard	2.19%	12
Very hard	1.09%	6
<b>TOTAL</b>		<b>549</b>



## Q15 How easy or hard has it been for your child to find their class assignments?

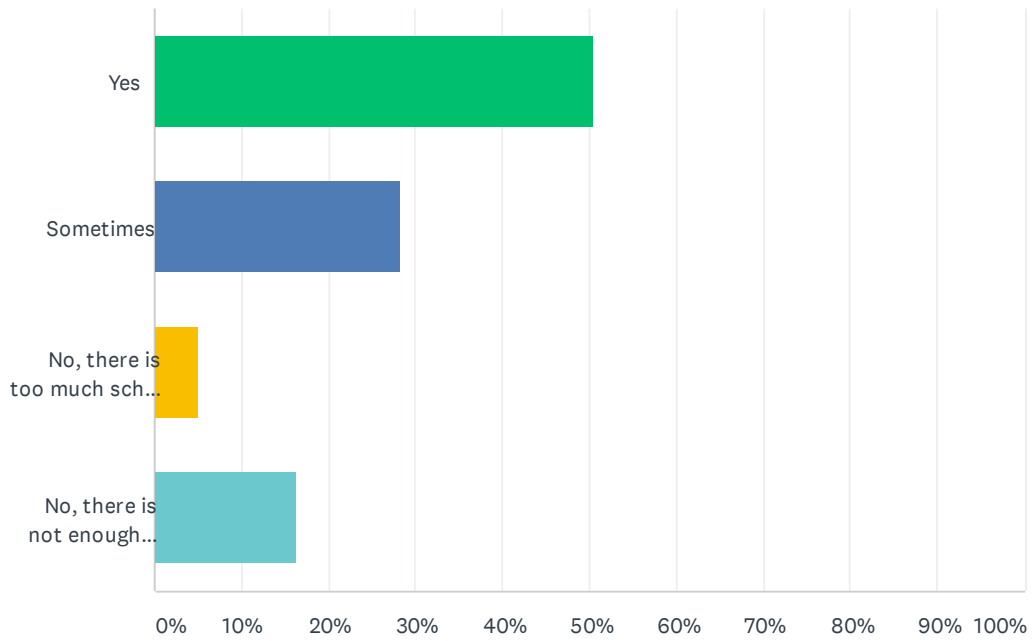
Answered: 549 Skipped: 0



ANSWER CHOICES	RESPONSES	
Very easy	61.20%	336
Somewhat easy	33.70%	185
Somewhat hard	3.64%	20
Very hard	1.46%	8
<b>TOTAL</b>		<b>549</b>

### Q16 Do you feel your child has an appropriate level of school work in the current remote learning model?

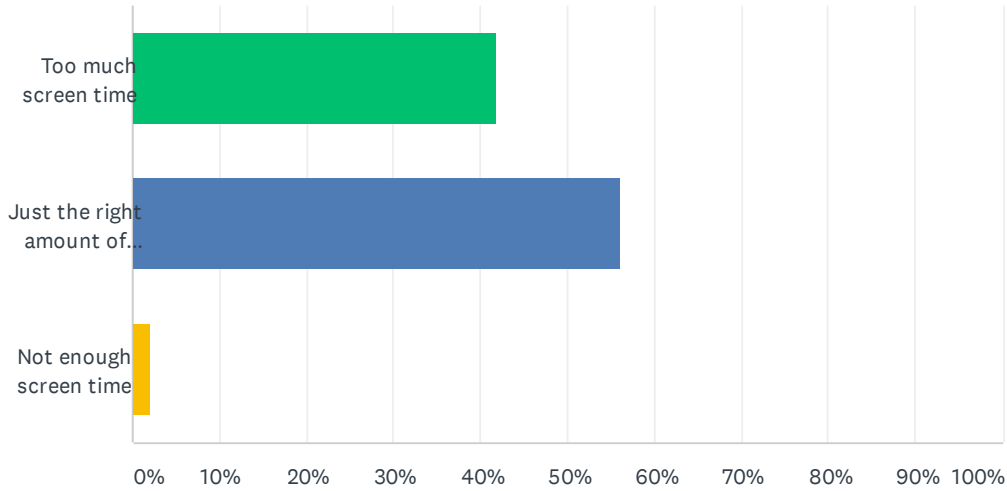
Answered: 549 Skipped: 0



ANSWER CHOICES	RESPONSES	
Yes	50.46%	277
Sometimes	28.23%	155
No, there is too much school work	4.92%	27
No, there is not enough school work	16.39%	90
<b>TOTAL</b>		<b>549</b>

### Q17 My child's remote learning schedule requires:

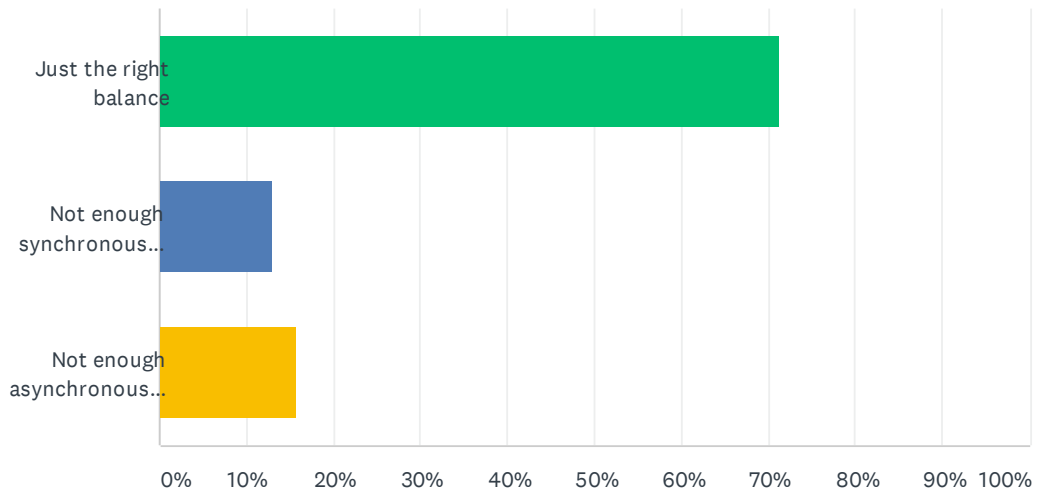
Answered: 545 Skipped: 4



ANSWER CHOICES	RESPONSES	
Too much screen time	41.83%	228
Just the right amount of screen time	56.15%	306
Not enough screen time	2.02%	11
TOTAL		545

### Q18 I feel my child’s mix of synchronous (teacher-led) and asynchronous (teacher-directed) time is:

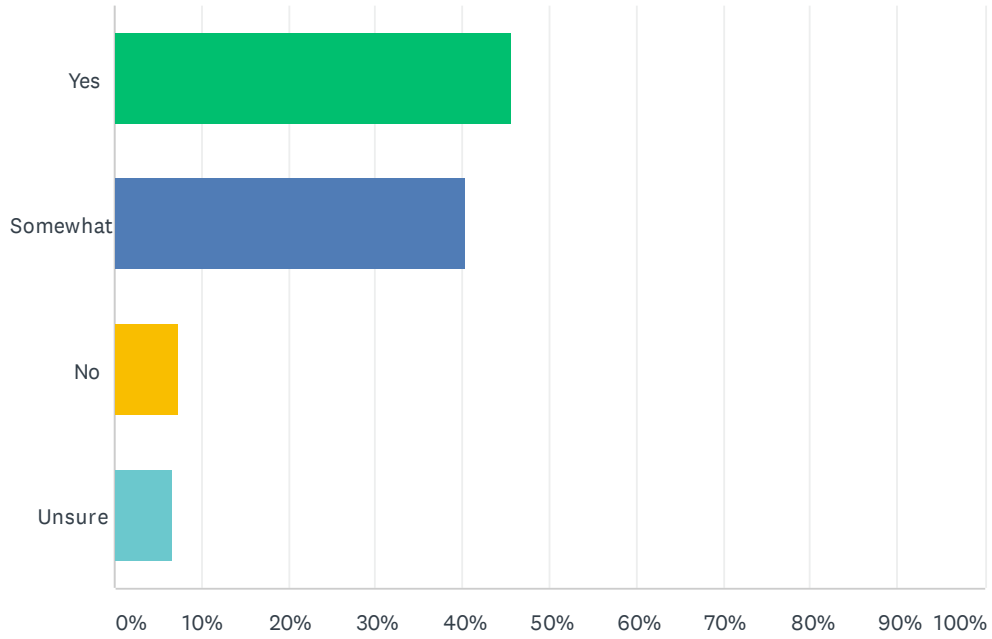
Answered: 541 Skipped: 8



ANSWER CHOICES	RESPONSES	
Just the right balance	71.35%	386
Not enough synchronous time	12.94%	70
Not enough asynchronous time	15.71%	85
TOTAL		541

### Q19 I feel my child is progressing in their learning:

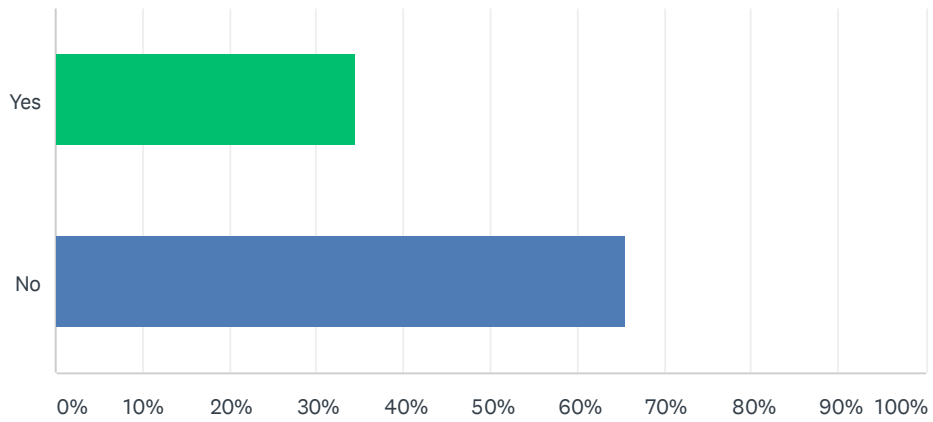
Answered: 549 Skipped: 0



ANSWER CHOICES	RESPONSES	
Yes	45.54%	250
Somewhat	40.44%	222
No	7.29%	40
Unsure	6.74%	37
<b>TOTAL</b>		<b>549</b>

### Q20 Have you experienced any technology issues that have prevented your child from accessing their class or learning tools for a period of time?

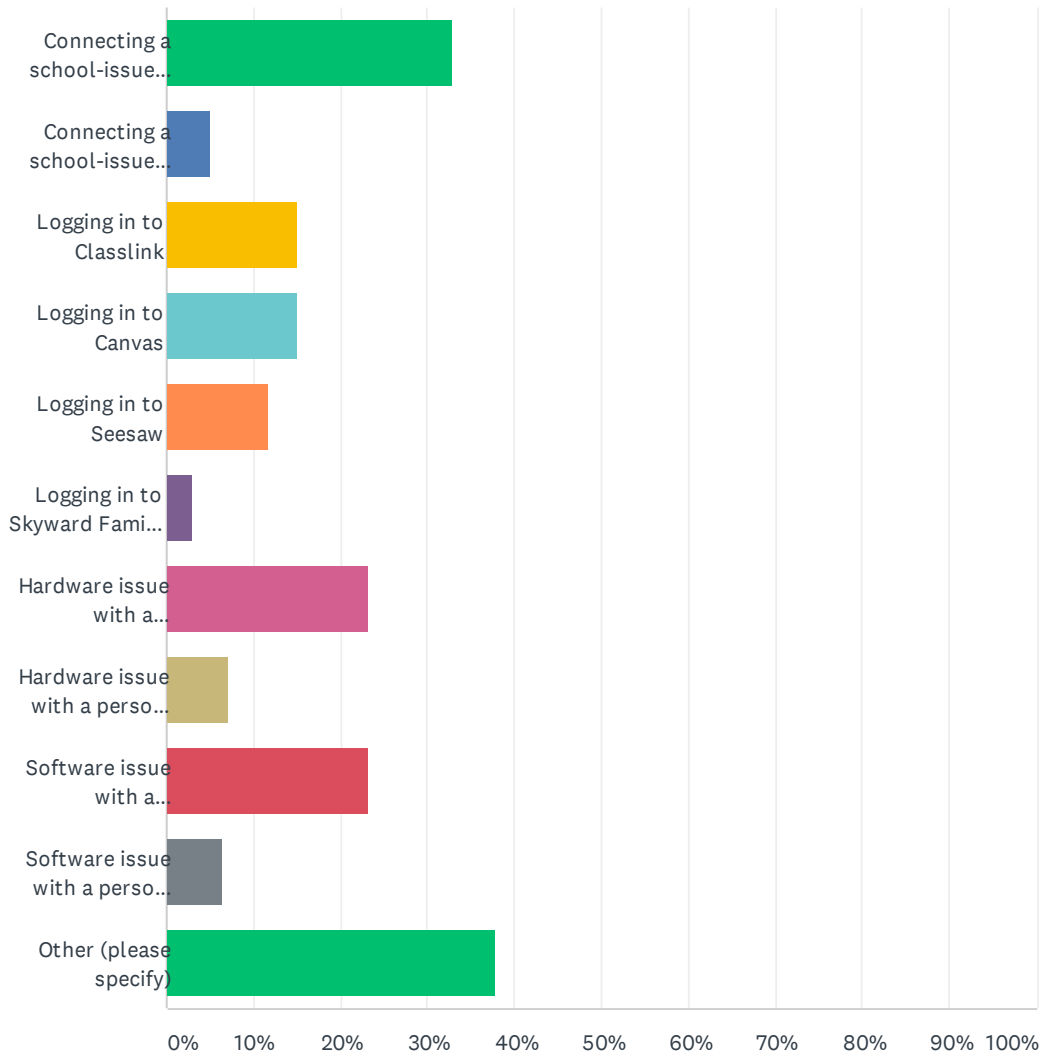
Answered: 549 Skipped: 0



ANSWER CHOICES	RESPONSES	
Yes	34.61%	190
No	65.39%	359
TOTAL		549

### Q21 If you answered YES to the previous question, please indicate the type/s of technology issues you or your child has experienced: (select all that apply)

Answered: 198 Skipped: 351

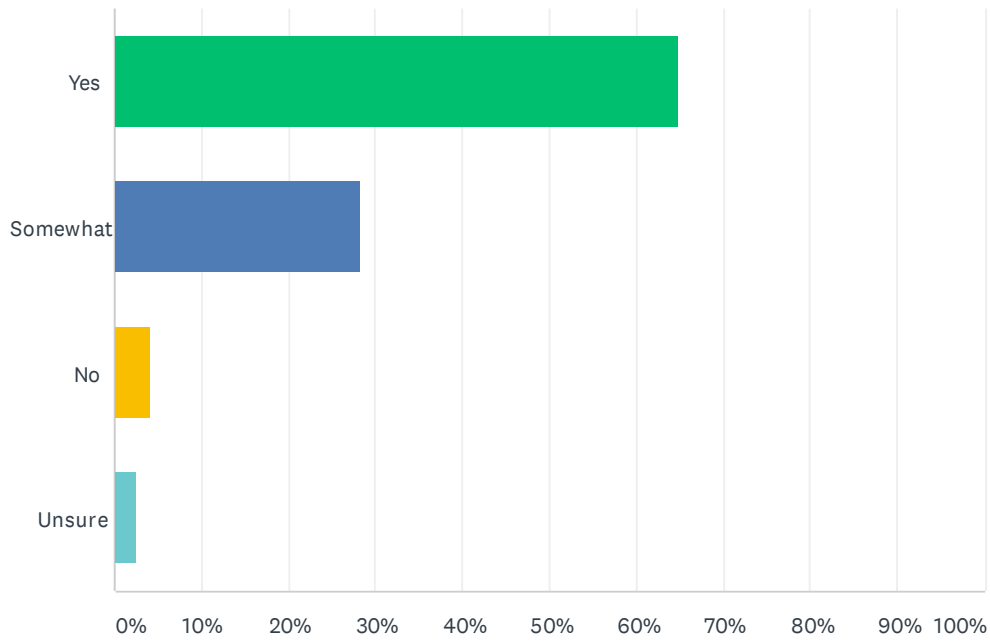


ANSWER CHOICES	RESPONSES	
Connecting a school-issued Chromebook/iPad to home internet	32.83%	65
Connecting a school-issued Chromebook/iPad to a school-issued wifi hotspot	5.05%	10
Logging in to Classlink	15.15%	30
Logging in to Canvas	15.15%	30
Logging in to Seesaw	11.62%	23
Logging in to Skyward Family Access	3.03%	6
Hardware issue with a school-issued Chromebook/iPad	23.23%	46
Hardware issue with a personal computer/device owned by the student or family	7.07%	14
Software issue with a school-issued Chromebook/iPad	23.23%	46
Software issue with a personal computer/device owned by the student or family	6.57%	13
Other (please specify)	37.88%	75
Total Respondents: 198		



## Q22 As a parent/guardian, I am provided enough information to support my child with remote learning:

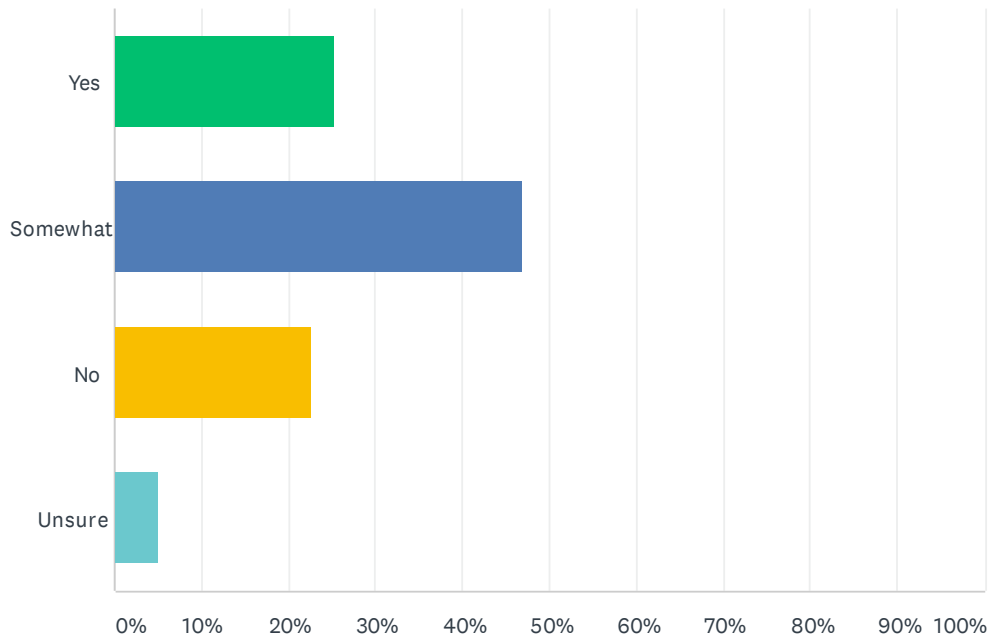
Answered: 547 Skipped: 2



ANSWER CHOICES	RESPONSES	
Yes	64.90%	355
Somewhat	28.34%	155
No	4.20%	23
Unsure	2.56%	14
<b>TOTAL</b>		<b>547</b>

## Q23 Do you feel your child’s social and emotional needs are being supported by their school during this period of remote learning?

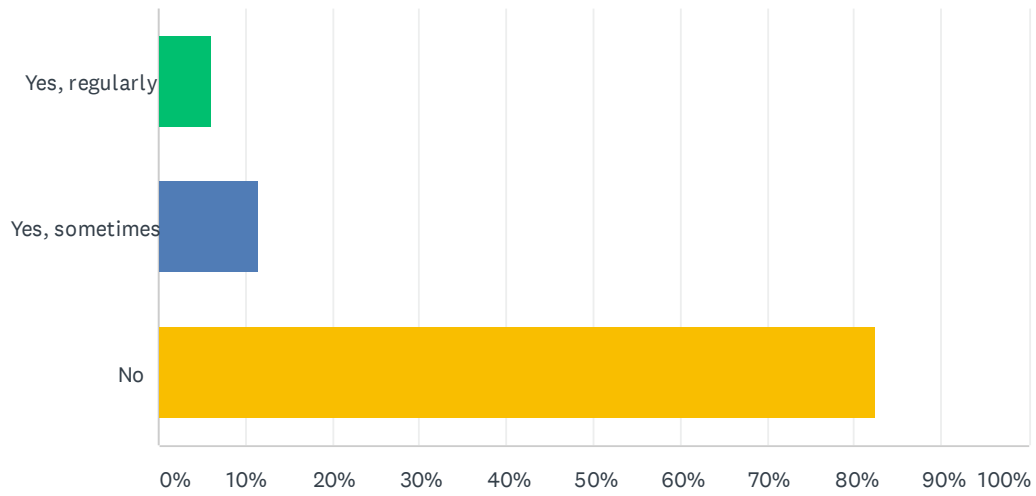
Answered: 548 Skipped: 1



ANSWER CHOICES	RESPONSES	
Yes	25.36%	139
Somewhat	46.90%	257
No	22.63%	124
Unsure	5.11%	28
<b>TOTAL</b>		<b>548</b>

## Q24 Has your family accessed school meals during remote learning this fall?

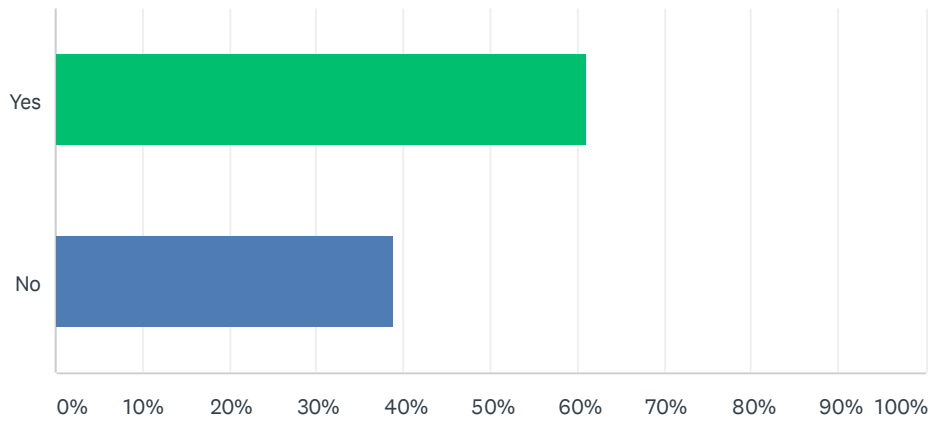
Answered: 546 Skipped: 3



ANSWER CHOICES		RESPONSES	
Yes, regularly		6.04%	33
Yes, sometimes		11.54%	63
No		82.42%	450
TOTAL			546

### Q25 Did you attend or watch a recording of one of our Family Academy webinars at the beginning of the school year?

Answered: 545 Skipped: 4



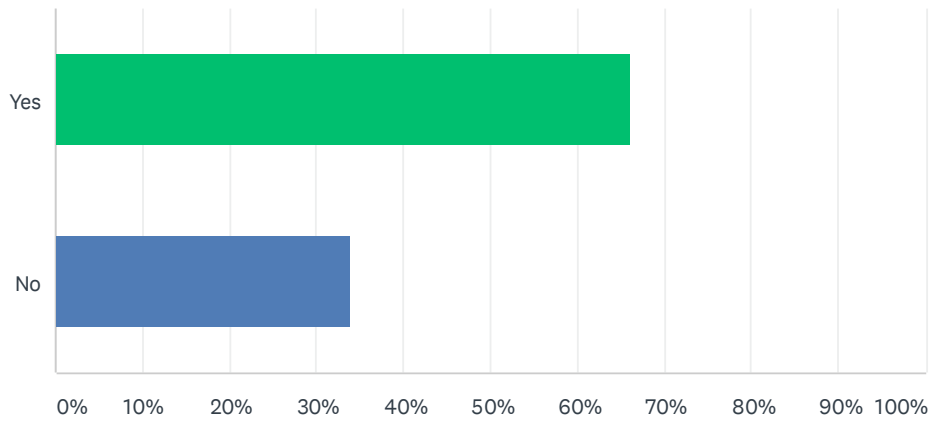
ANSWER CHOICES	RESPONSES	
Yes	61.10%	333
No	38.90%	212
TOTAL		545

**Q26** If there is a topic you would like to see covered at a future Family Academy, please include it here.

Answered: 72 Skipped: 477

## Q27 Have you accessed the Remote Learning Resources webpage on your school or district website?

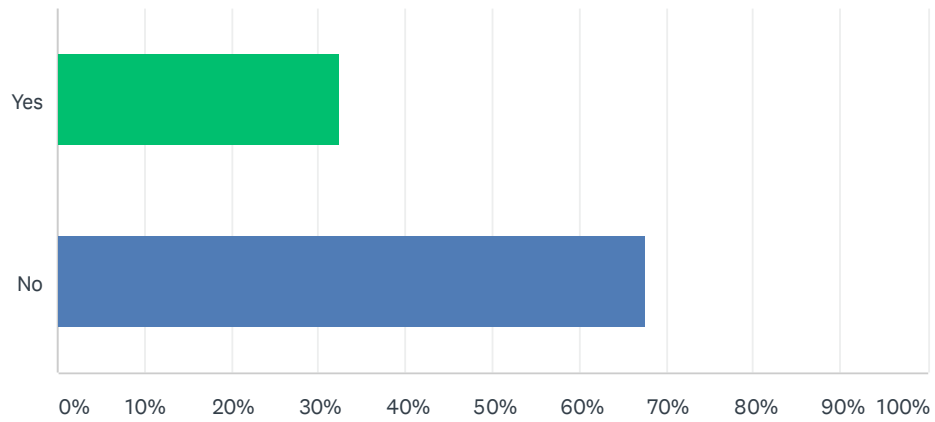
Answered: 548 Skipped: 1



ANSWER CHOICES	RESPONSES	
Yes	66.06%	362
No	33.94%	186
TOTAL		548

## Q28 Have you contacted your school regarding any needs your family may have?

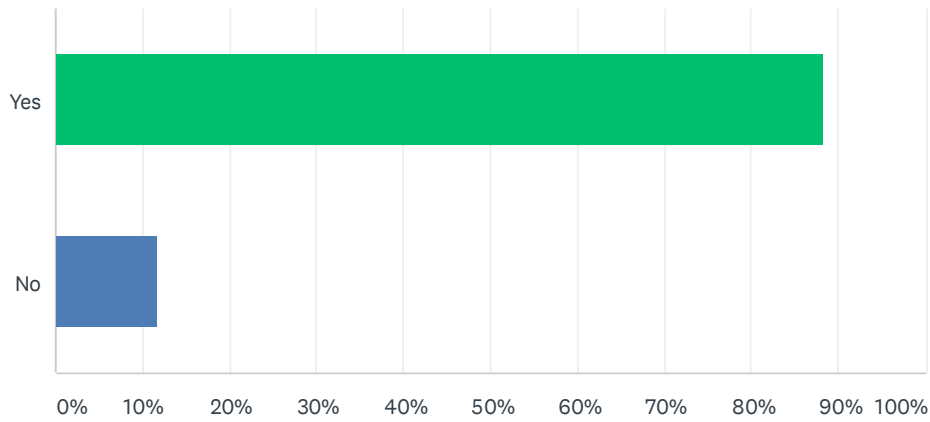
Answered: 546 Skipped: 3



ANSWER CHOICES	RESPONSES	
Yes	32.42%	177
No	67.58%	369
TOTAL		546

## Q29 Do you know who to contact at your school if you need resources or support?

Answered: 548 Skipped: 1

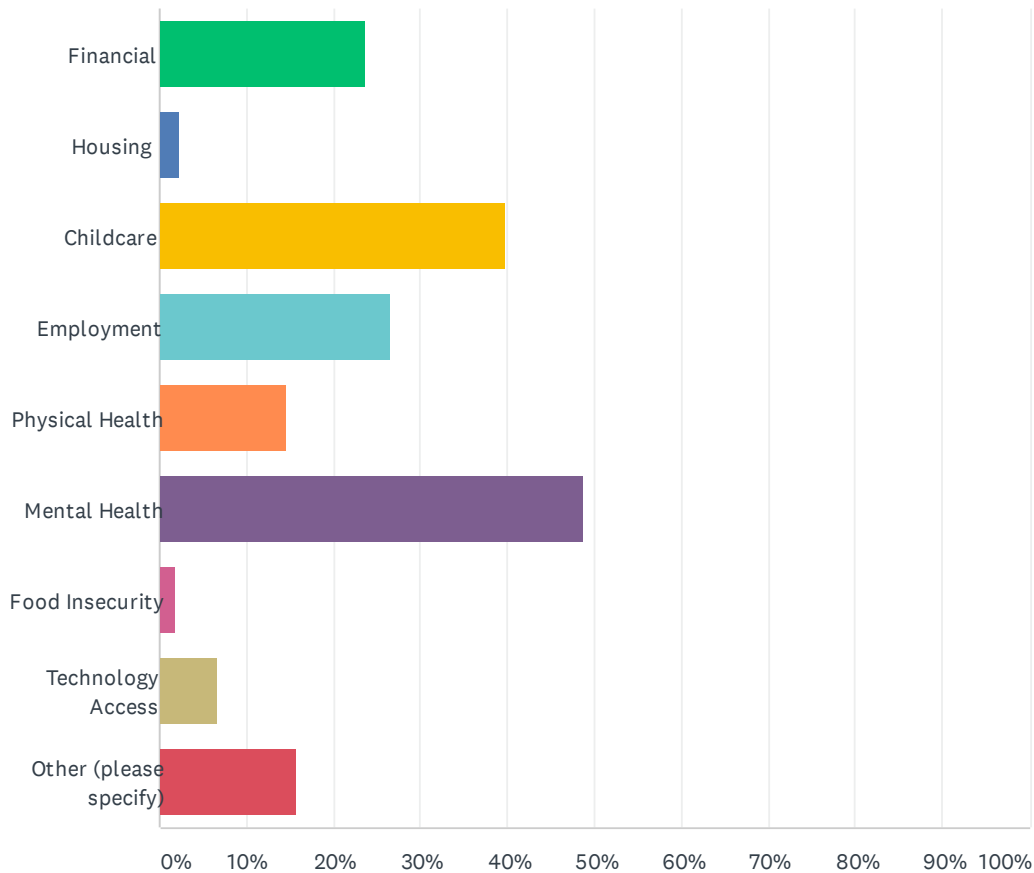


ANSWER CHOICES	RESPONSES	
Yes	88.32%	484
No	11.68%	64
TOTAL		548



### Q30 If your family is currently experiencing hardship due to the COVID-19 pandemic, what are those challenges? (select all that apply)

Answered: 211 Skipped: 338



ANSWER CHOICES	RESPONSES	
Financial	23.70%	50
Housing	2.37%	5
Childcare	39.81%	84
Employment	26.54%	56
Physical Health	14.69%	31
Mental Health	48.82%	103
Food Insecurity	1.90%	4
Technology Access	6.64%	14
Other (please specify)	15.64%	33
Total Respondents: 211		