

Q1 Please select your child's grade level:

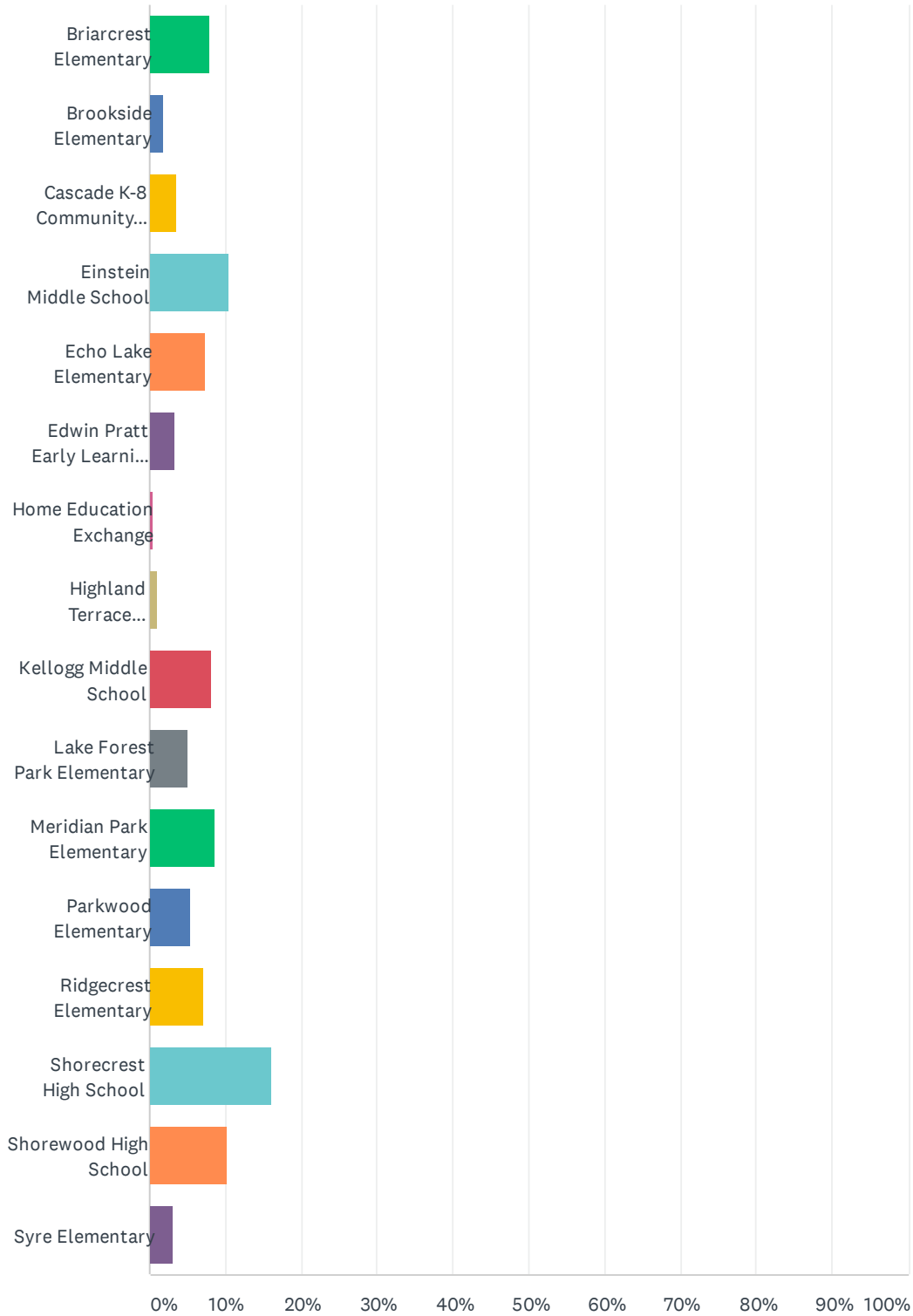
Answered: 423 Skipped: 0



ANSWER CHOICES	RESPONSES	
Preschool	3.55%	15
K	8.75%	37
1	7.57%	32
2	8.51%	36
3	8.27%	35
4	8.51%	36
5	7.09%	30
6	5.44%	23
7	7.80%	33
8	8.51%	36
9	8.51%	36
10	6.15%	26
11	6.62%	28
12	4.73%	20
TOTAL		423

Q2 Which school does your child attend?

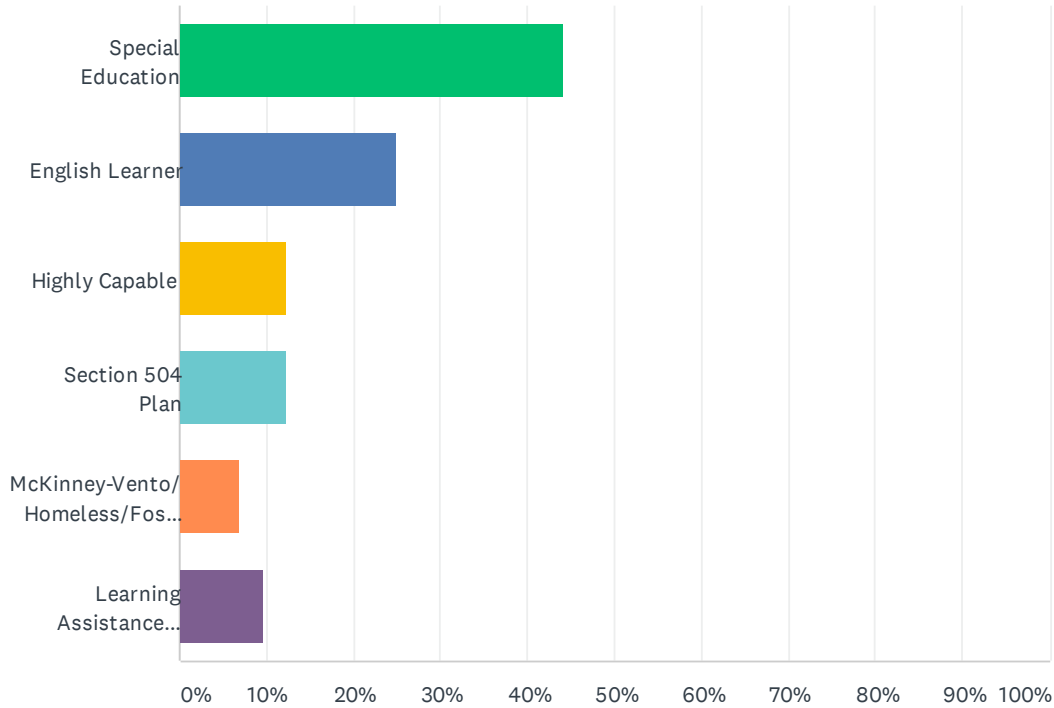
Answered: 418 Skipped: 5



ANSWER CHOICES	RESPONSES	
Briarcrest Elementary	7.89%	33
Brookside Elementary	1.91%	8
Cascade K-8 Community School	3.59%	15
Einstein Middle School	10.53%	44
Echo Lake Elementary	7.42%	31
Edwin Pratt Early Learning Center	3.35%	14
Home Education Exchange	0.48%	2
Highland Terrace Elementary	0.96%	4
Kellogg Middle School	8.13%	34
Lake Forest Park Elementary	5.02%	21
Meridian Park Elementary	8.61%	36
Parkwood Elementary	5.50%	23
Ridgecrest Elementary	7.18%	30
Shorecrest High School	16.03%	67
Shorewood High School	10.29%	43
Syre Elementary	3.11%	13
TOTAL		418

Q3 If your child is in a special program, please select all that apply.

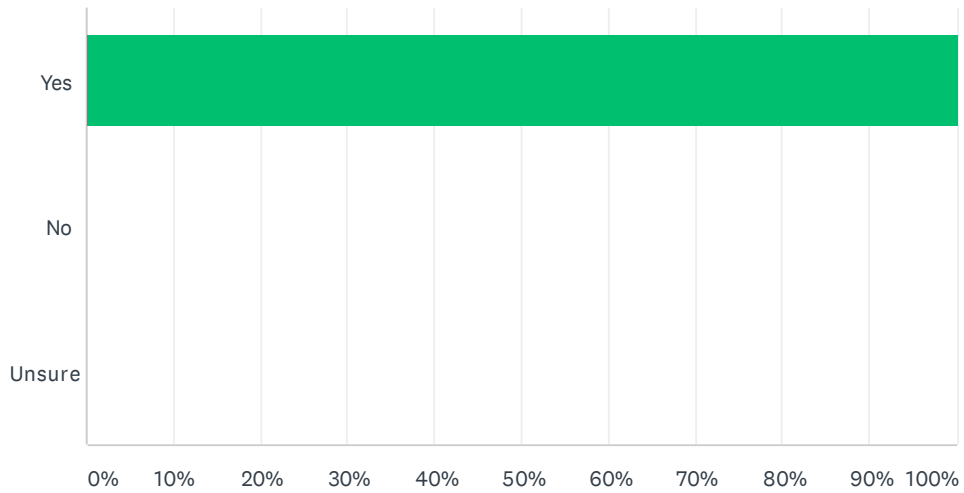
Answered: 145 Skipped: 278



ANSWER CHOICES	RESPONSES	
Special Education	44.14%	64
English Learner	24.83%	36
Highly Capable	12.41%	18
Section 504 Plan	12.41%	18
McKinney-Vento/Homeless/Foster Care	6.90%	10
Learning Assistance Program/Title I	9.66%	14
Total Respondents: 145		

Q4 Does your child qualify for free or reduced-price school meals?

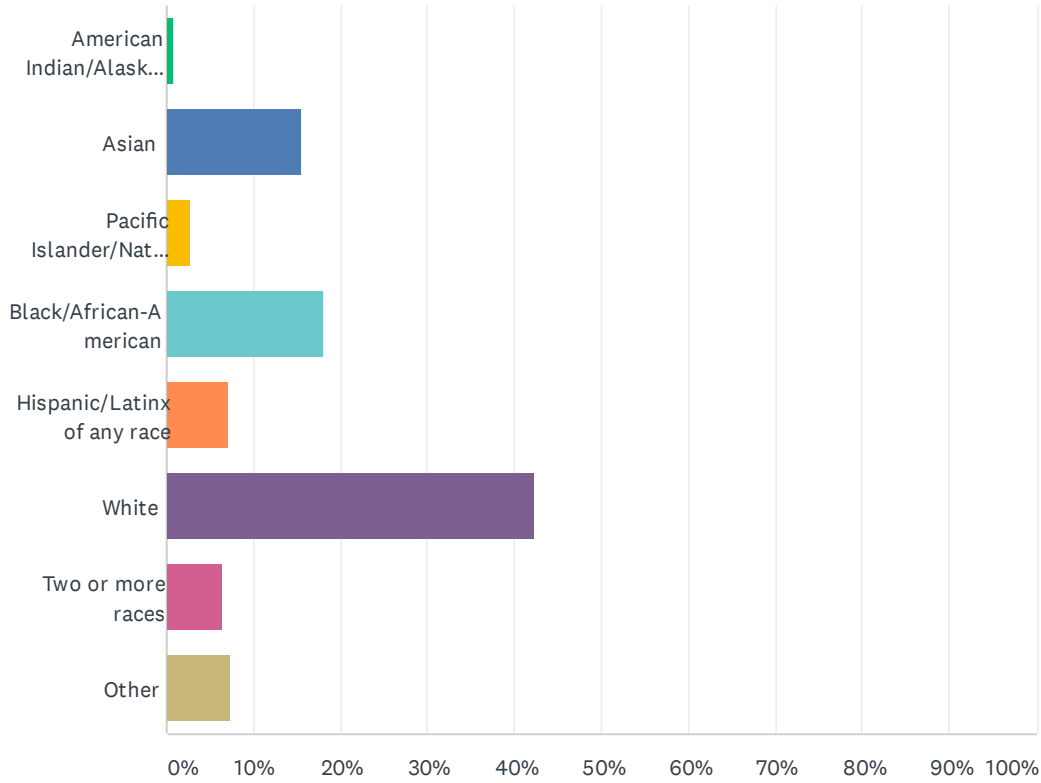
Answered: 423 Skipped: 0



ANSWER CHOICES	RESPONSES	
Yes	100.00%	423
No	0.00%	0
Unsure	0.00%	0
TOTAL		423

Q5 What is your race/ethnic origin?

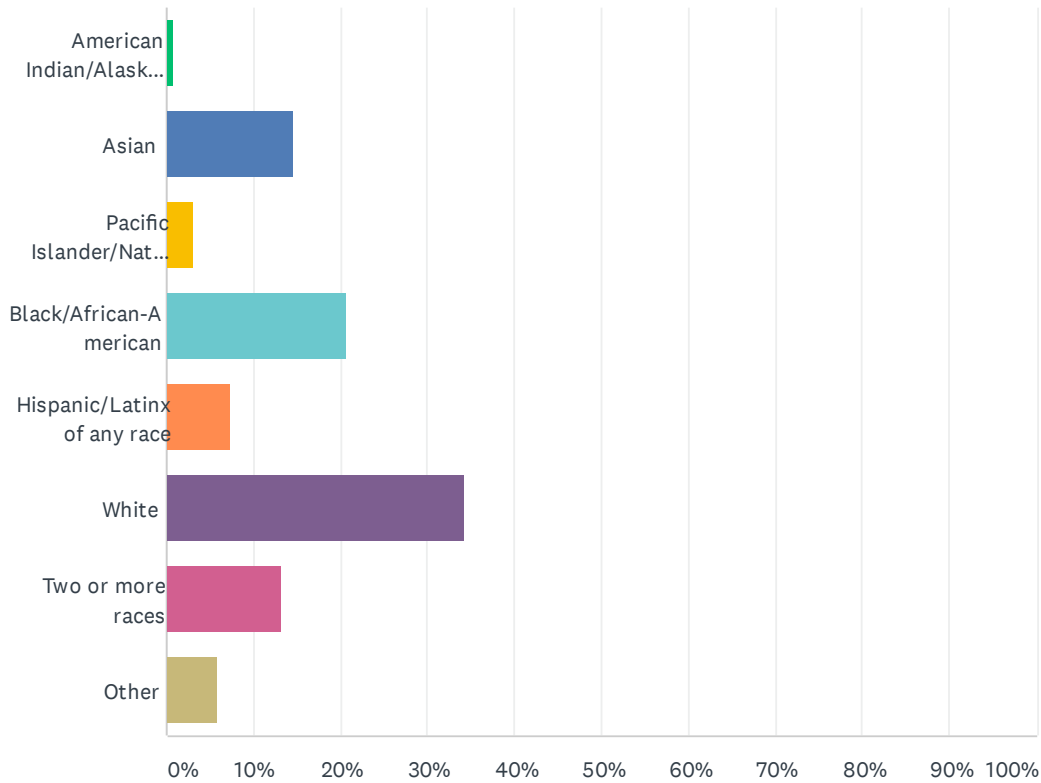
Answered: 407 Skipped: 16



ANSWER CHOICES	RESPONSES
American Indian/Alaskan Native	0.74% 3
Asian	15.48% 63
Pacific Islander/Native Hawaiian	2.70% 11
Black/African-American	17.94% 73
Hispanic/Latinx of any race	7.13% 29
White	42.26% 172
Two or more races	6.39% 26
Other	7.37% 30
TOTAL	407

Q6 What is your child's race/ethnic origin?

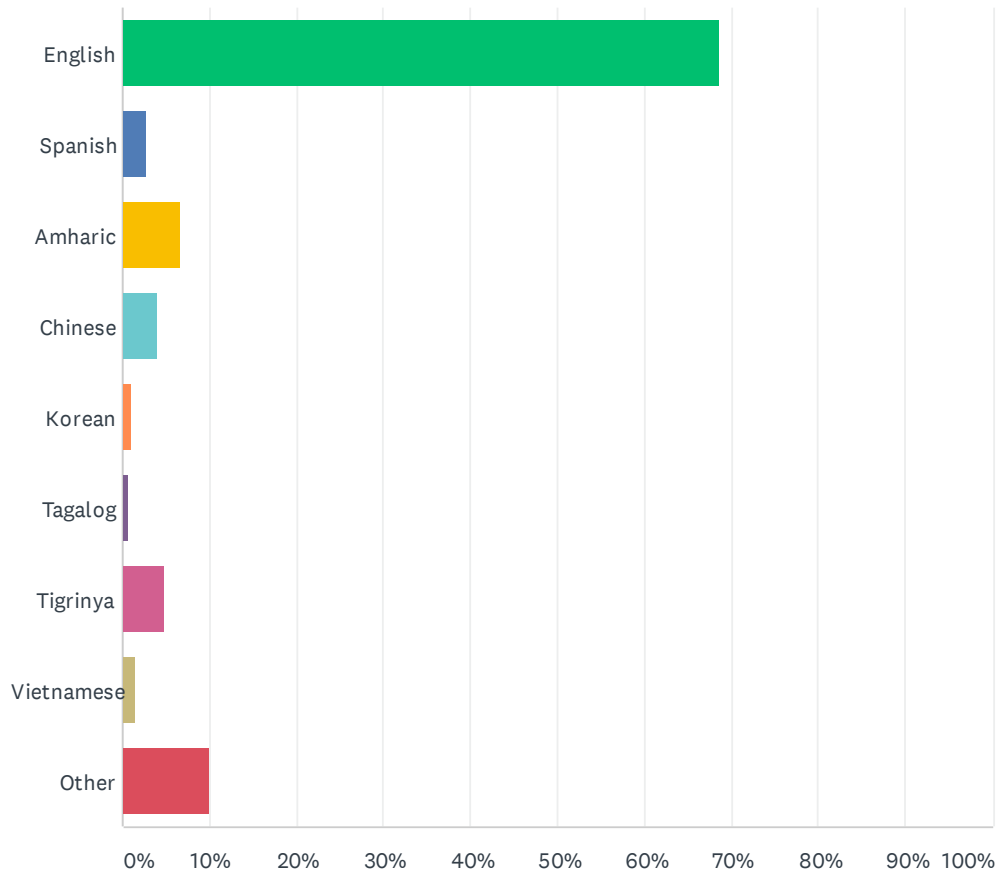
Answered: 405 Skipped: 18



ANSWER CHOICES	RESPONSES
American Indian/Alaskan Native	0.74% 3
Asian	14.57% 59
Pacific Islander/Native Hawaiian	3.21% 13
Black/African-American	20.74% 84
Hispanic/Latinx of any race	7.41% 30
White	34.32% 139
Two or more races	13.09% 53
Other	5.93% 24
TOTAL	405

Q7 What is your primary home language?

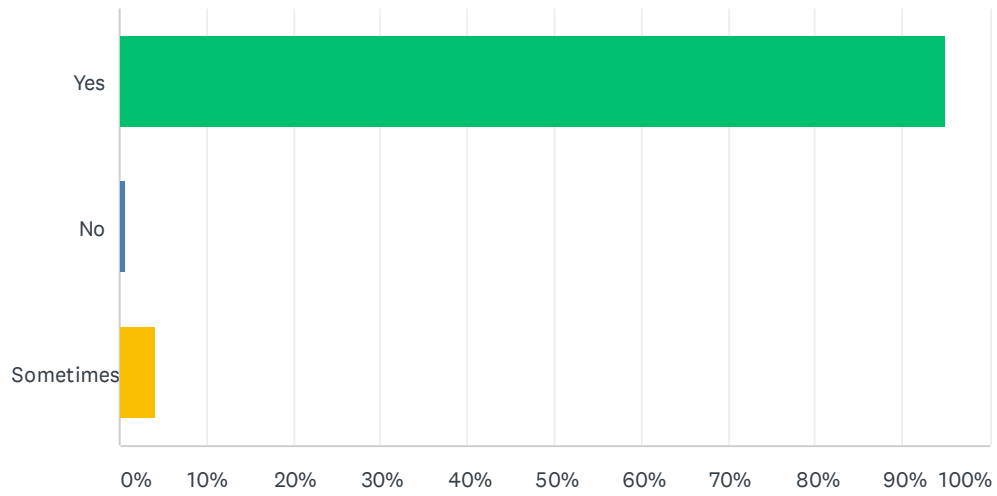
Answered: 418 Skipped: 5



ANSWER CHOICES	RESPONSES	
English	68.66%	287
Spanish	2.63%	11
Amharic	6.70%	28
Chinese	4.07%	17
Korean	0.96%	4
Tagalog	0.72%	3
Tigrinya	4.78%	20
Vietnamese	1.44%	6
Other	10.05%	42
TOTAL		418

Q8 Do you receive information from your child’s school and the school district in a language you understand?

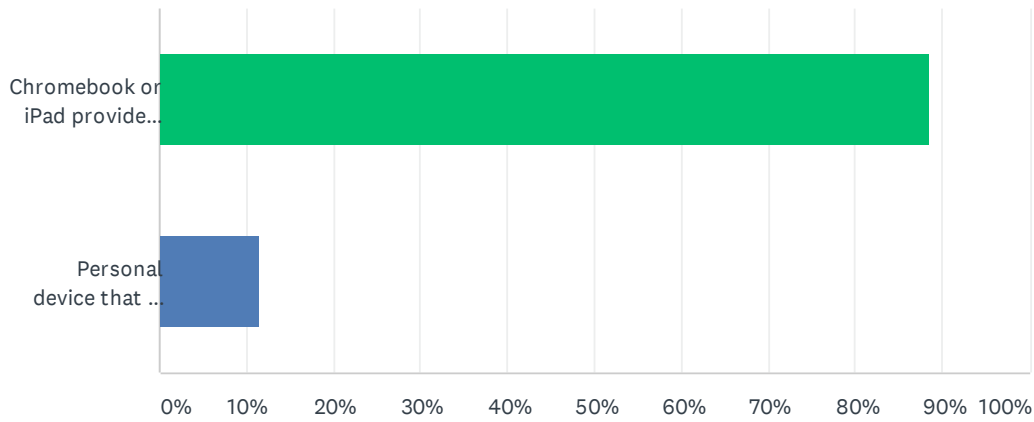
Answered: 420 Skipped: 3



ANSWER CHOICES	RESPONSES	
Yes	95.00%	399
No	0.71%	3
Sometimes	4.29%	18
TOTAL		420

Q9 Is your child using a school-issued or personal Chromebook or iPad for remote learning?

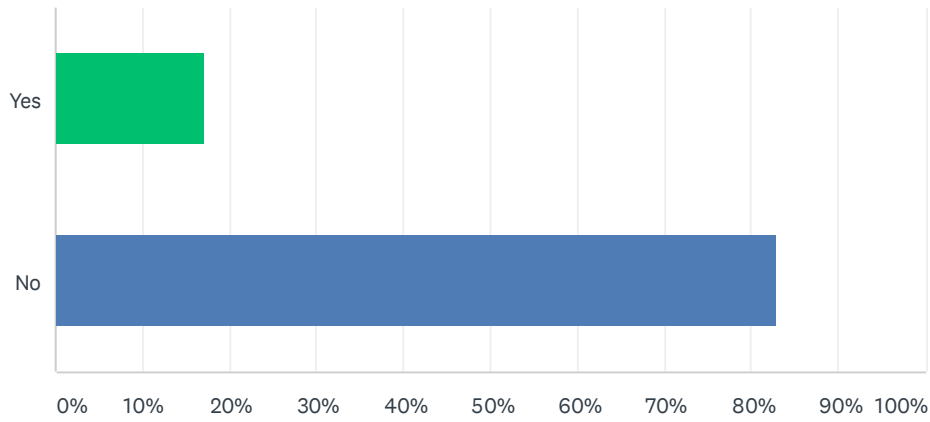
Answered: 423 Skipped: 0



ANSWER CHOICES	RESPONSES	
Chromebook or iPad provided by their school/district	88.42%	374
Personal device that we own	11.58%	49
TOTAL		423

Q10 Did you check out a WiFi hotspot from your school or district?

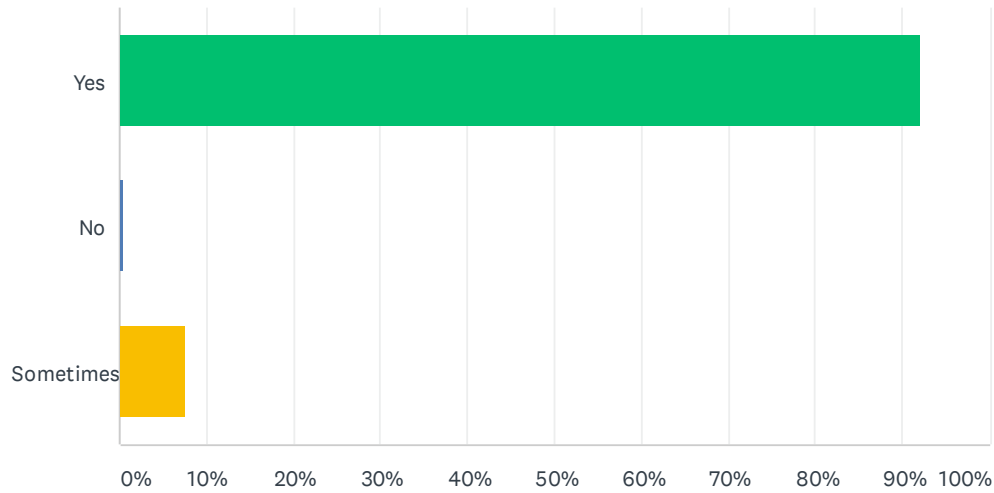
Answered: 422 Skipped: 1



ANSWER CHOICES	RESPONSES
Yes	17.06% 72
No	82.94% 350
TOTAL	422

Q11 Is your child currently able to access the internet for remote learning?

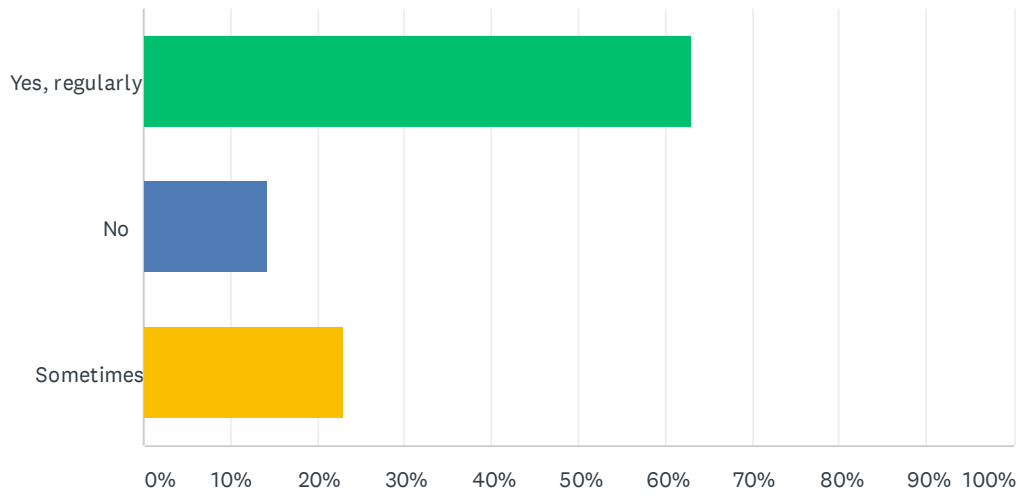
Answered: 423 Skipped: 0



ANSWER CHOICES	RESPONSES
Yes	91.96% 389
No	0.47% 2
Sometimes	7.57% 32
TOTAL	423

Q12 Do you use the parent/guardian Canvas or Seesaw app or website to monitor/support your child's schoolwork?

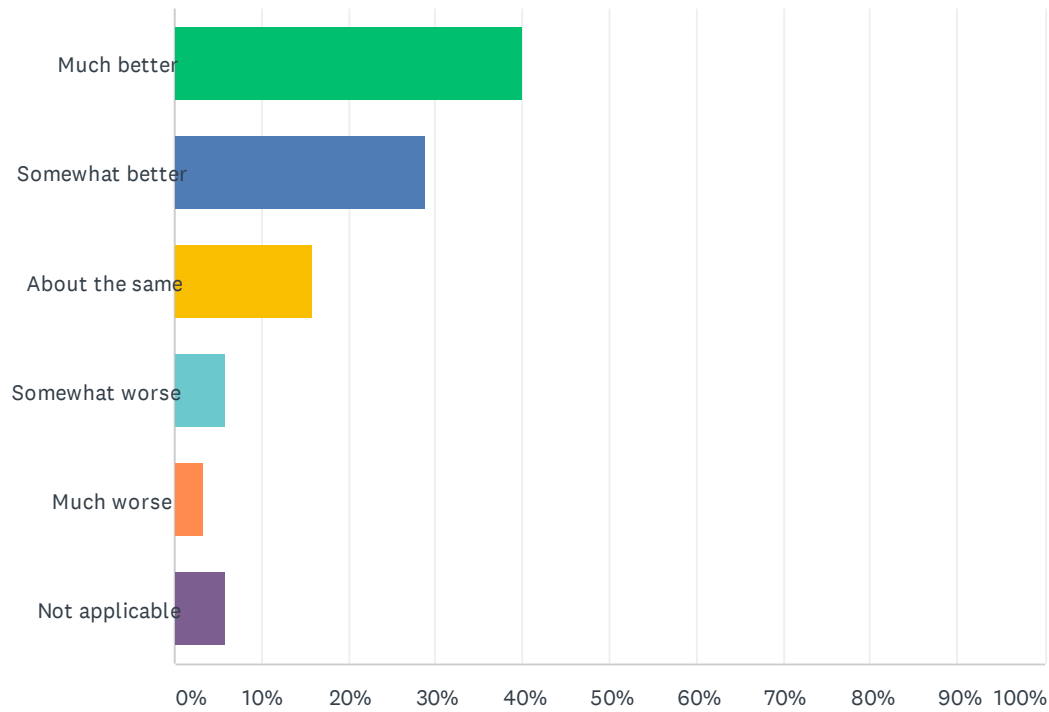
Answered: 423 Skipped: 0



ANSWER CHOICES	RESPONSES
Yes, regularly	62.88% 266
No	14.18% 60
Sometimes	22.93% 97
TOTAL	423

Q13 Compared to your child’s remote learning experience in the spring, your child’s learning experience this fall has been:

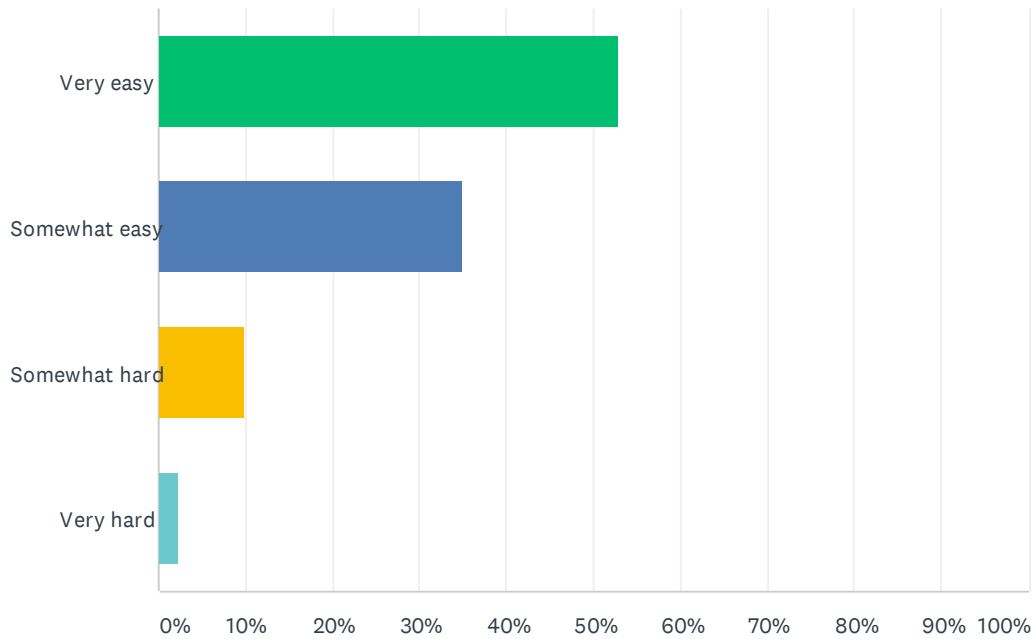
Answered: 422 Skipped: 1



ANSWER CHOICES	RESPONSES	
Much better	40.05%	169
Somewhat better	28.91%	122
About the same	15.88%	67
Somewhat worse	5.92%	25
Much worse	3.32%	14
Not applicable	5.92%	25
TOTAL		422

Q14 How easy or hard has it been for your child to find their class links, such as ClassLink, Canvas, Seesaw or Zoom?

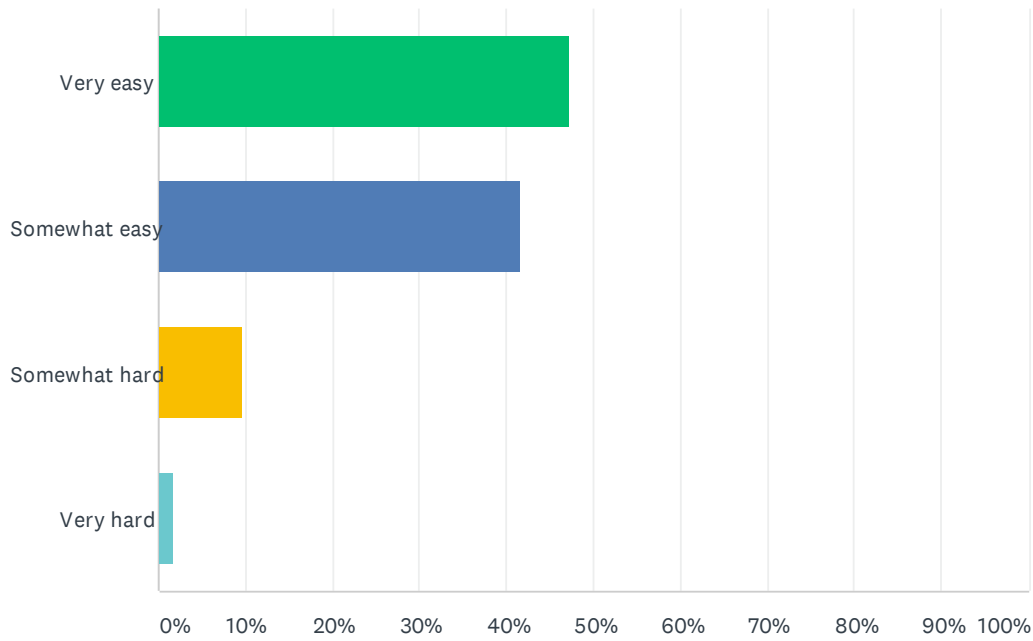
Answered: 420 Skipped: 3



ANSWER CHOICES	RESPONSES	
Very easy	52.86%	222
Somewhat easy	35.00%	147
Somewhat hard	9.76%	41
Very hard	2.38%	10
TOTAL		420

Q15 How easy or hard has it been for your child to find their class assignments?

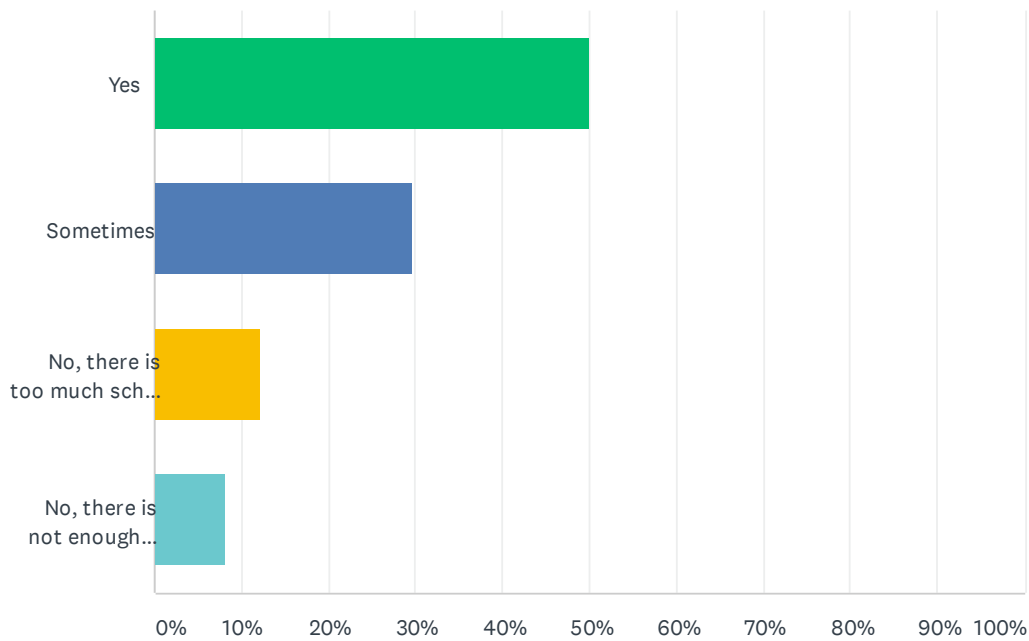
Answered: 419 Skipped: 4



ANSWER CHOICES	RESPONSES	
Very easy	47.26%	198
Somewhat easy	41.53%	174
Somewhat hard	9.55%	40
Very hard	1.67%	7
TOTAL		419

Q16 Do you feel your child has an appropriate level of school work in the current remote learning model?

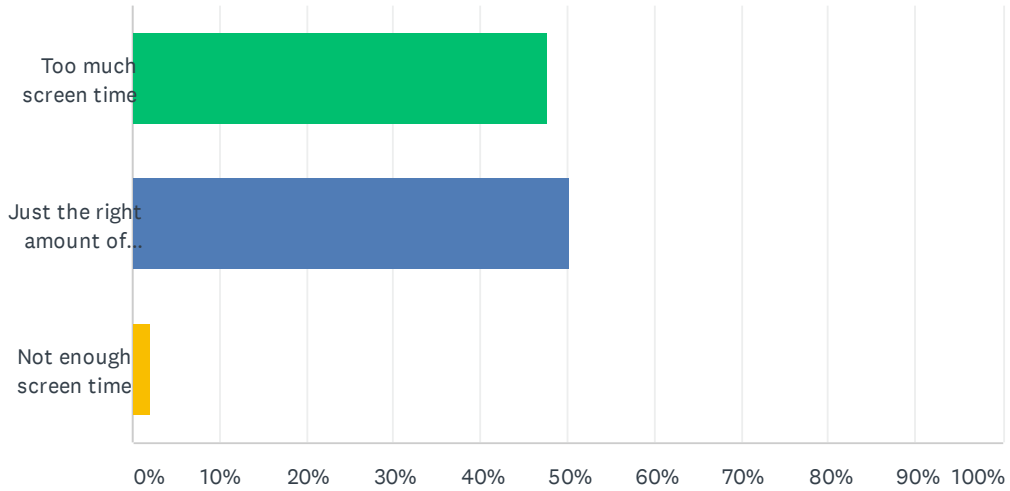
Answered: 420 Skipped: 3



ANSWER CHOICES	RESPONSES	
Yes	50.00%	210
Sometimes	29.76%	125
No, there is too much school work	12.14%	51
No, there is not enough school work	8.10%	34
TOTAL		420

Q17 My child's remote learning schedule requires:

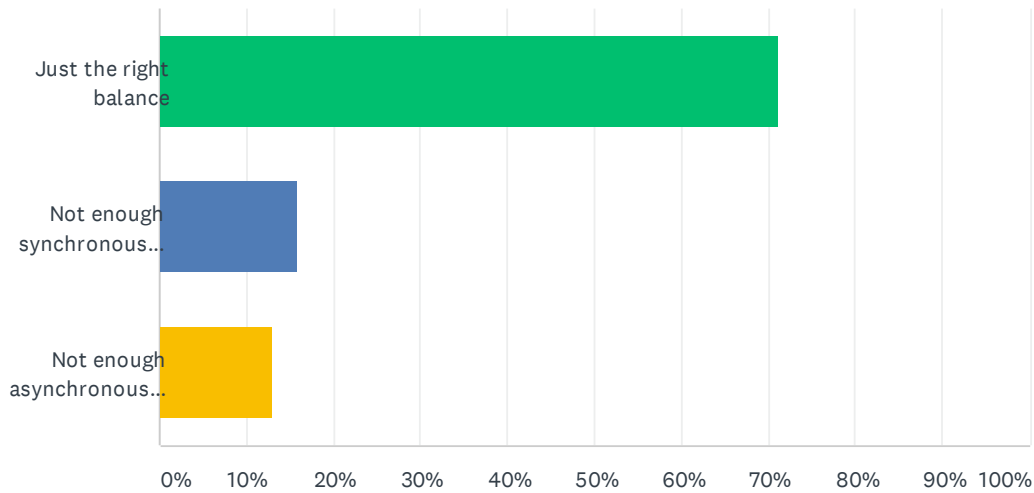
Answered: 413 Skipped: 10



ANSWER CHOICES	RESPONSES	
Too much screen time	47.70%	197
Just the right amount of screen time	50.12%	207
Not enough screen time	2.18%	9
TOTAL		413

Q18 I feel my child’s mix of synchronous (teacher-led) and asynchronous (teacher-directed) time is:

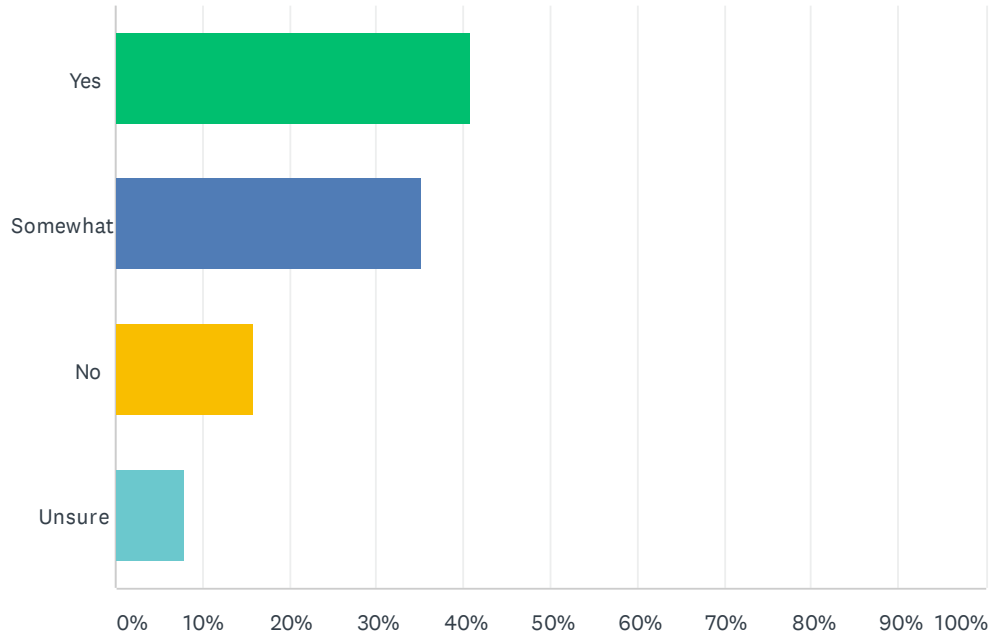
Answered: 409 Skipped: 14



ANSWER CHOICES	RESPONSES	
Just the right balance	71.15%	291
Not enough synchronous time	15.89%	65
Not enough asynchronous time	12.96%	53
TOTAL		409

Q19 I feel my child is progressing in their learning:

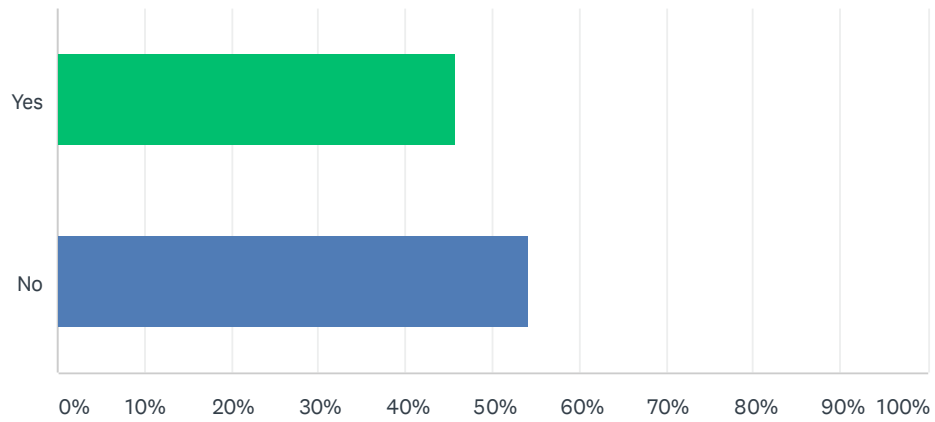
Answered: 423 Skipped: 0



ANSWER CHOICES	RESPONSES	
Yes	40.90%	173
Somewhat	35.22%	149
No	15.84%	67
Unsure	8.04%	34
TOTAL		423

Q20 Have you experienced any technology issues that have prevented your child from accessing their class or learning tools for a period of time?

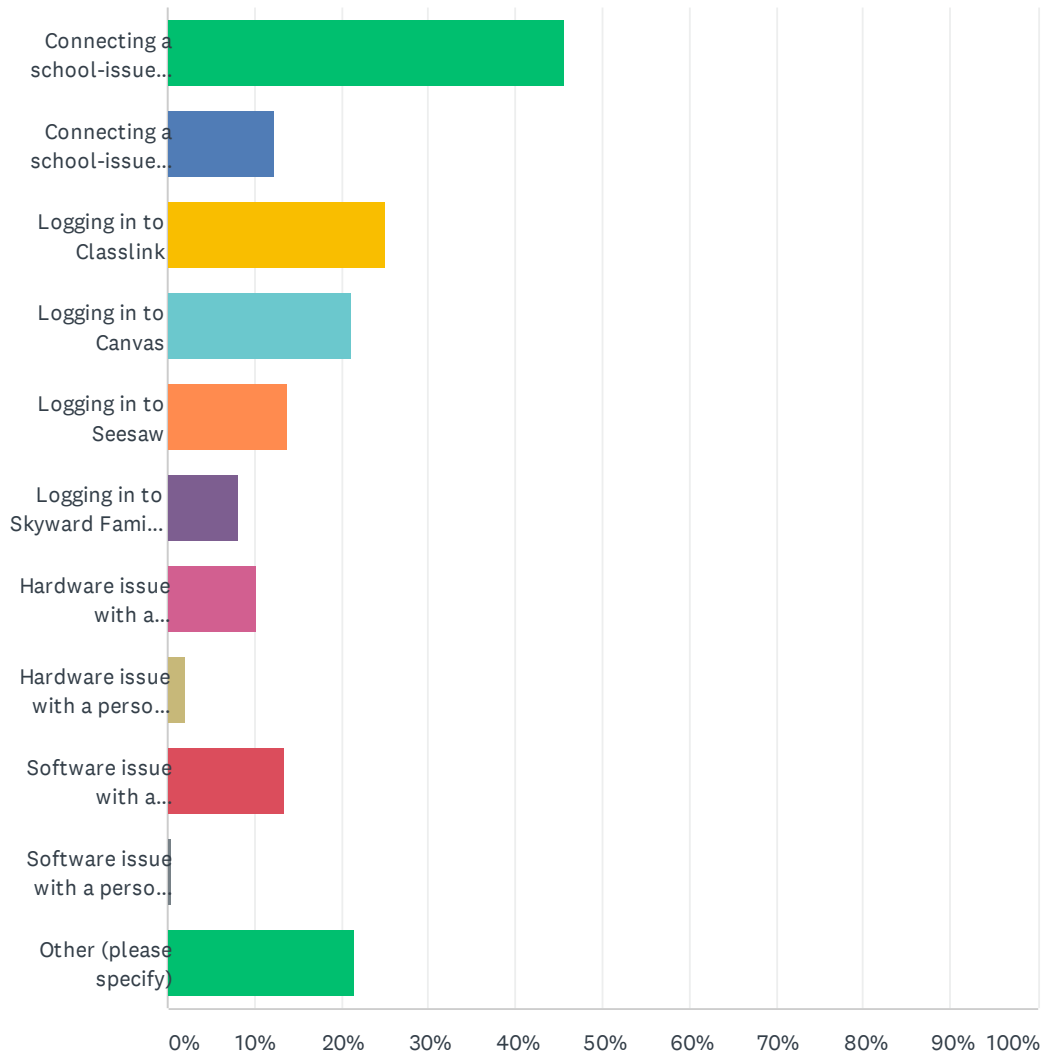
Answered: 423 Skipped: 0



ANSWER CHOICES	RESPONSES	
Yes	45.86%	194
No	54.14%	229
TOTAL		423

Q21 If you answered YES to the previous question, please indicate the type/s of technology issues you or your child has experienced: (select all that apply)

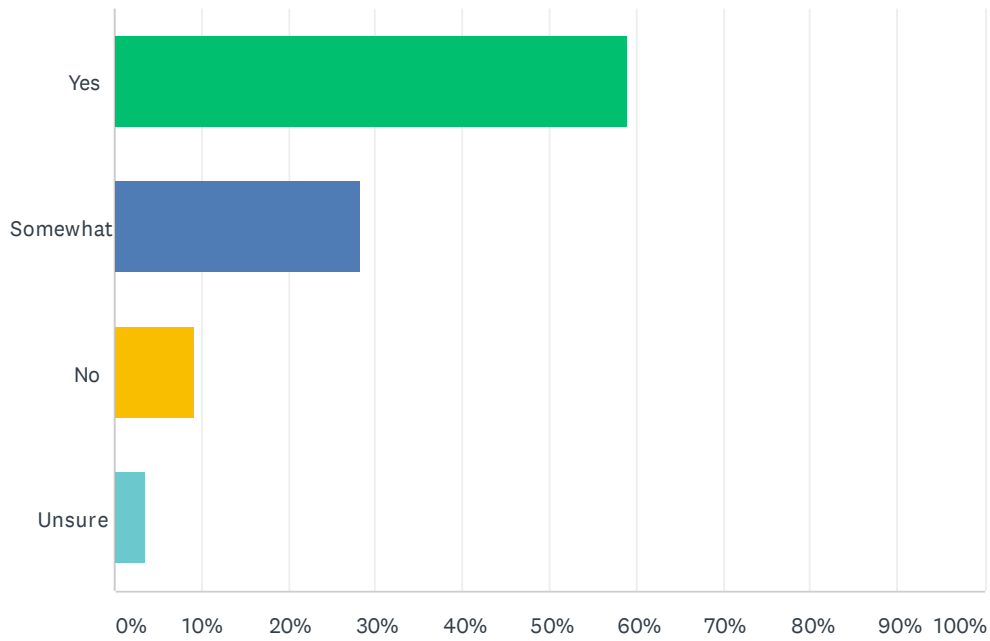
Answered: 195 Skipped: 228



ANSWER CHOICES	RESPONSES	
Connecting a school-issued Chromebook/iPad to home internet	45.64%	89
Connecting a school-issued Chromebook/iPad to a school-issued wifi hotspot	12.31%	24
Logging in to Classlink	25.13%	49
Logging in to Canvas	21.03%	41
Logging in to Seesaw	13.85%	27
Logging in to Skyward Family Access	8.21%	16
Hardware issue with a school-issued Chromebook/iPad	10.26%	20
Hardware issue with a personal computer/device owned by the student or family	2.05%	4
Software issue with a school-issued Chromebook/iPad	13.33%	26
Software issue with a personal computer/device owned by the student or family	0.51%	1
Other (please specify)	21.54%	42
Total Respondents: 195		

Q22 As a parent/guardian, I am provided enough information to support my child with remote learning:

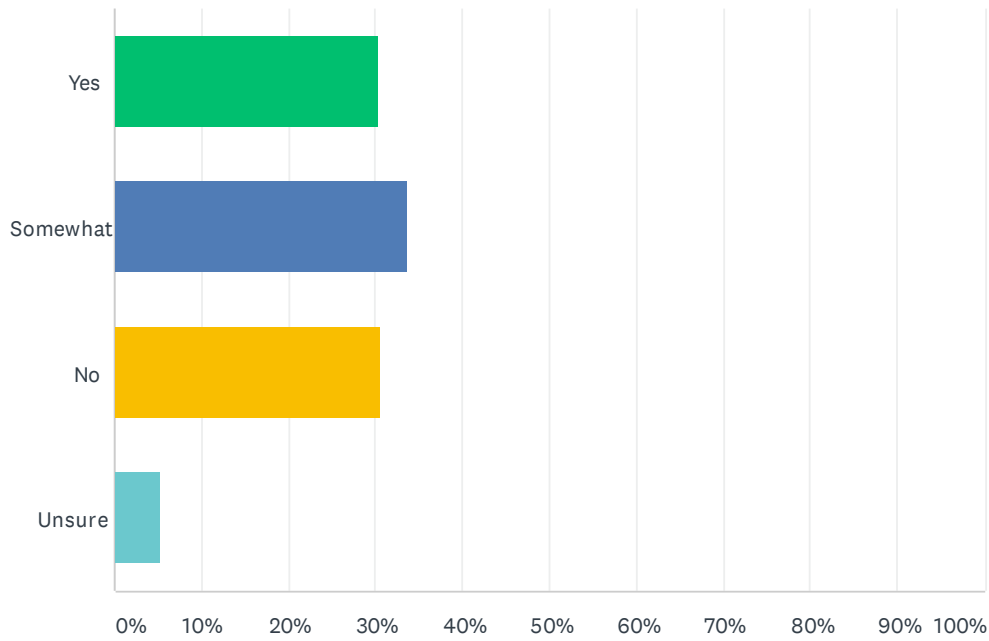
Answered: 419 Skipped: 4



ANSWER CHOICES	RESPONSES	
Yes	58.95%	247
Somewhat	28.16%	118
No	9.31%	39
Unsure	3.58%	15
TOTAL		419

Q23 Do you feel your child’s social and emotional needs are being supported by their school during this period of remote learning?

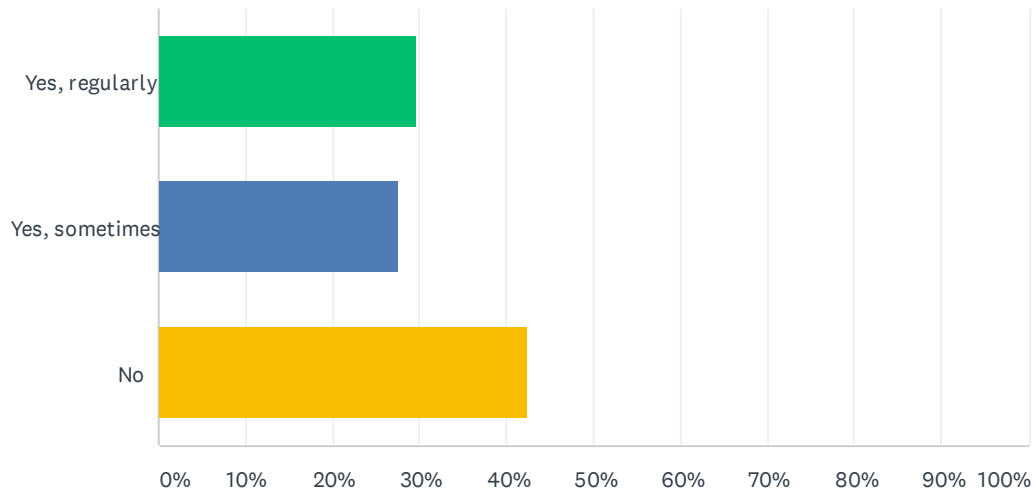
Answered: 421 Skipped: 2



ANSWER CHOICES	RESPONSES	
Yes	30.40%	128
Somewhat	33.73%	142
No	30.64%	129
Unsure	5.23%	22
TOTAL		421

Q24 Has your family accessed school meals during remote learning this fall?

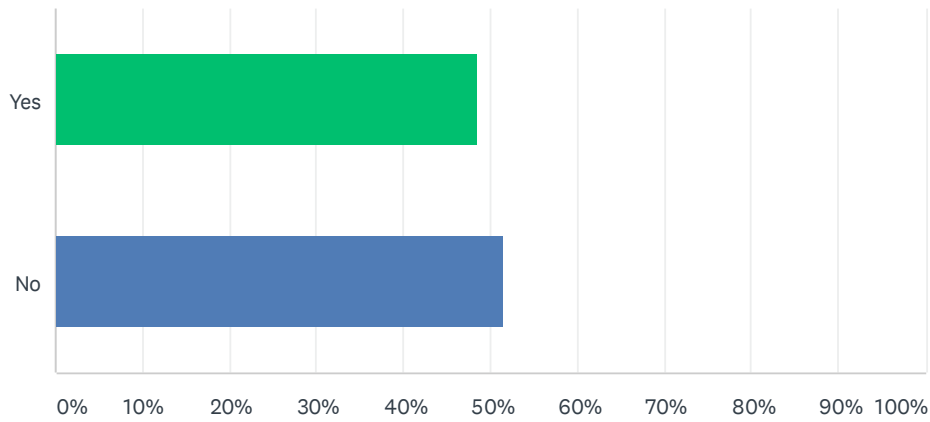
Answered: 416 Skipped: 7



ANSWER CHOICES	RESPONSES	
Yes, regularly	29.81%	124
Yes, sometimes	27.64%	115
No	42.55%	177
TOTAL		416

Q25 Did you attend or watch a recording of one of our Family Academy webinars at the beginning of the school year?

Answered: 418 Skipped: 5



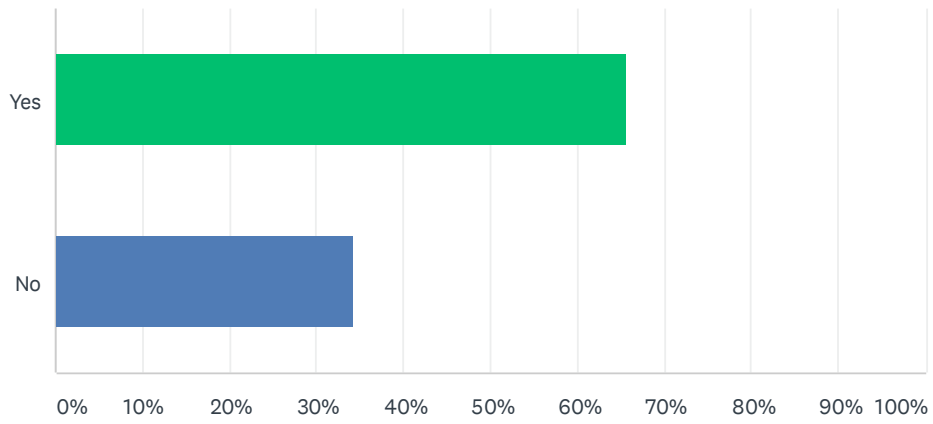
ANSWER CHOICES	RESPONSES
Yes	48.56% 203
No	51.44% 215
TOTAL	418

Q26 If there is a topic you would like to see covered at a future Family Academy, please include it here.

Answered: 32 Skipped: 391

Q27 Have you accessed the Remote Learning Resources webpage on your school or district website?

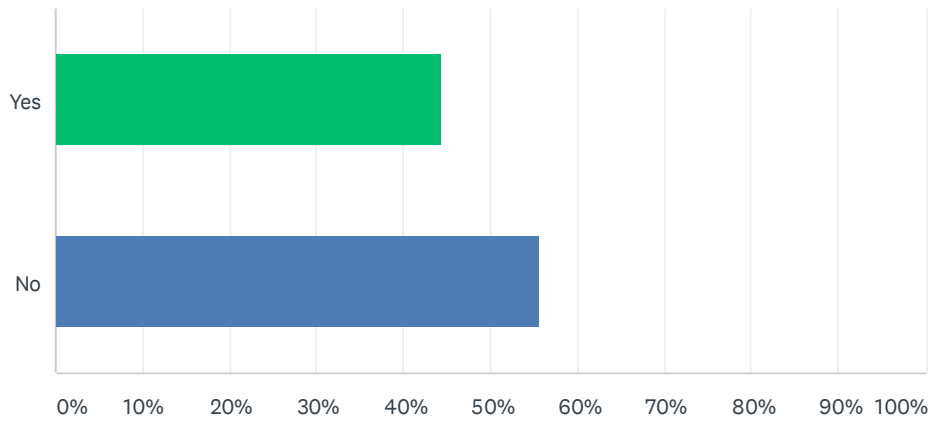
Answered: 417 Skipped: 6



ANSWER CHOICES	RESPONSES	
Yes	65.71%	274
No	34.29%	143
TOTAL		417

Q28 Have you contacted your school regarding any needs your family may have?

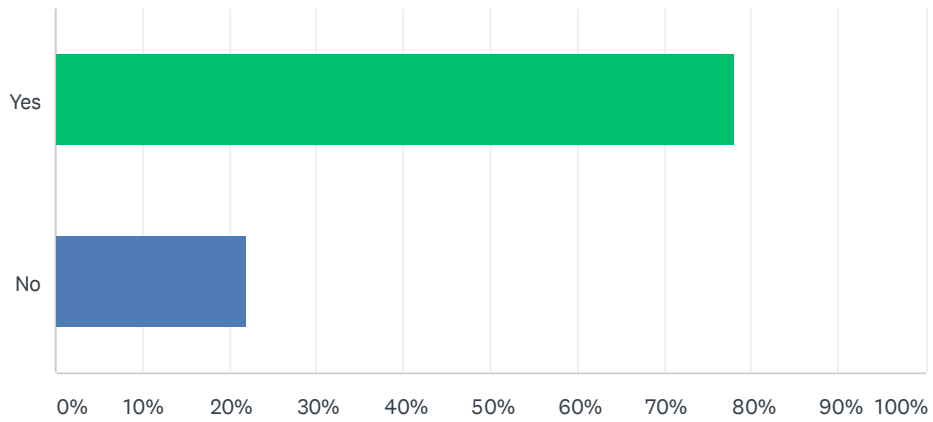
Answered: 417 Skipped: 6



ANSWER CHOICES	RESPONSES	
Yes	44.36%	185
No	55.64%	232
TOTAL		417

Q29 Do you know who to contact at your school if you need resources or support?

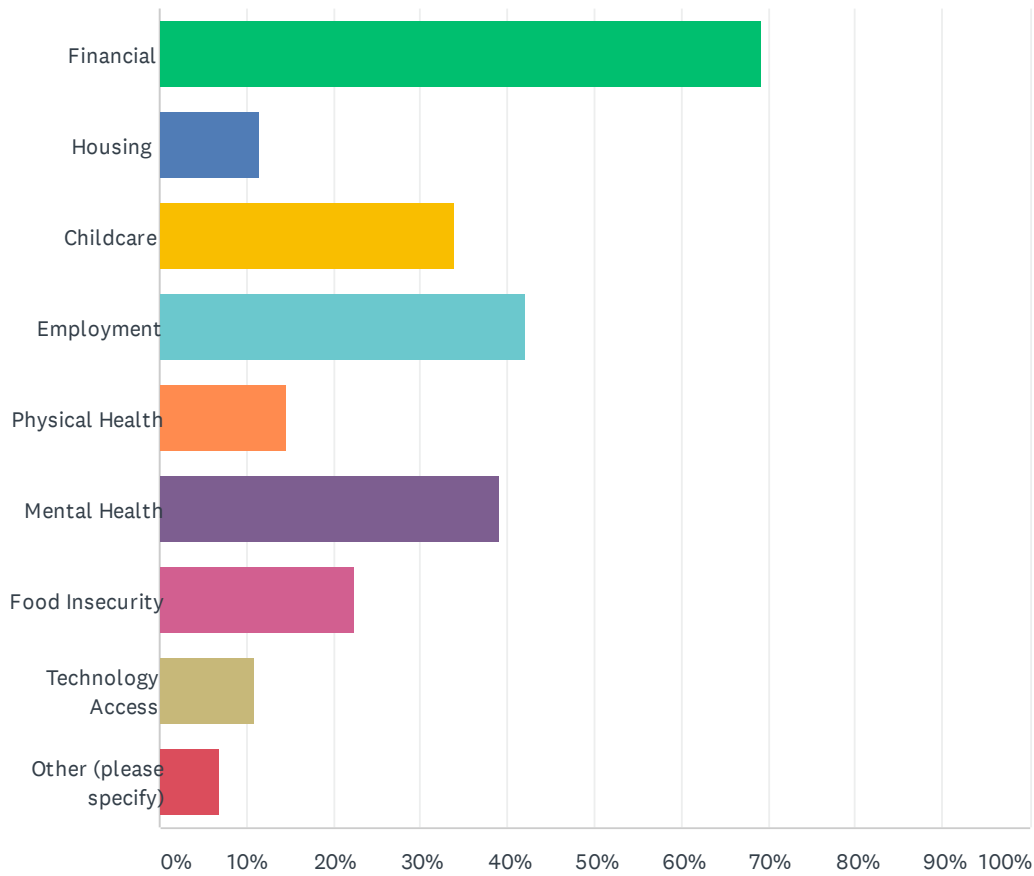
Answered: 416 Skipped: 7



ANSWER CHOICES	RESPONSES	
Yes	78.13%	325
No	21.88%	91
TOTAL		416

Q30 If your family is currently experiencing hardship due to the COVID-19 pandemic, what are those challenges? (select all that apply)

Answered: 286 Skipped: 137



ANSWER CHOICES	RESPONSES	
Financial	69.23%	198
Housing	11.54%	33
Childcare	33.92%	97
Employment	41.96%	120
Physical Health	14.69%	42
Mental Health	39.16%	112
Food Insecurity	22.38%	64
Technology Access	10.84%	31
Other (please specify)	6.99%	20
Total Respondents: 286		