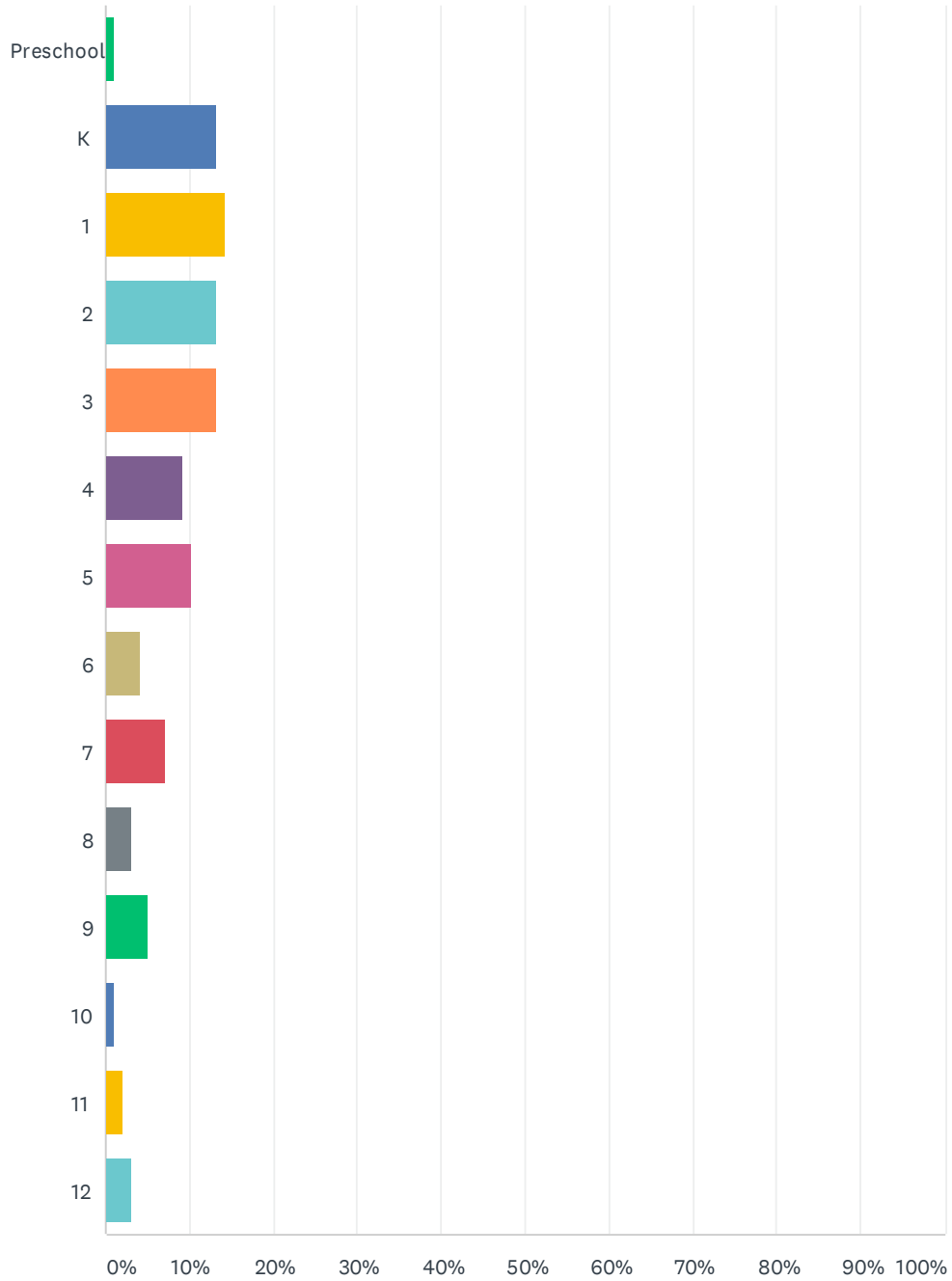


# Q1 Please select your child's grade level:

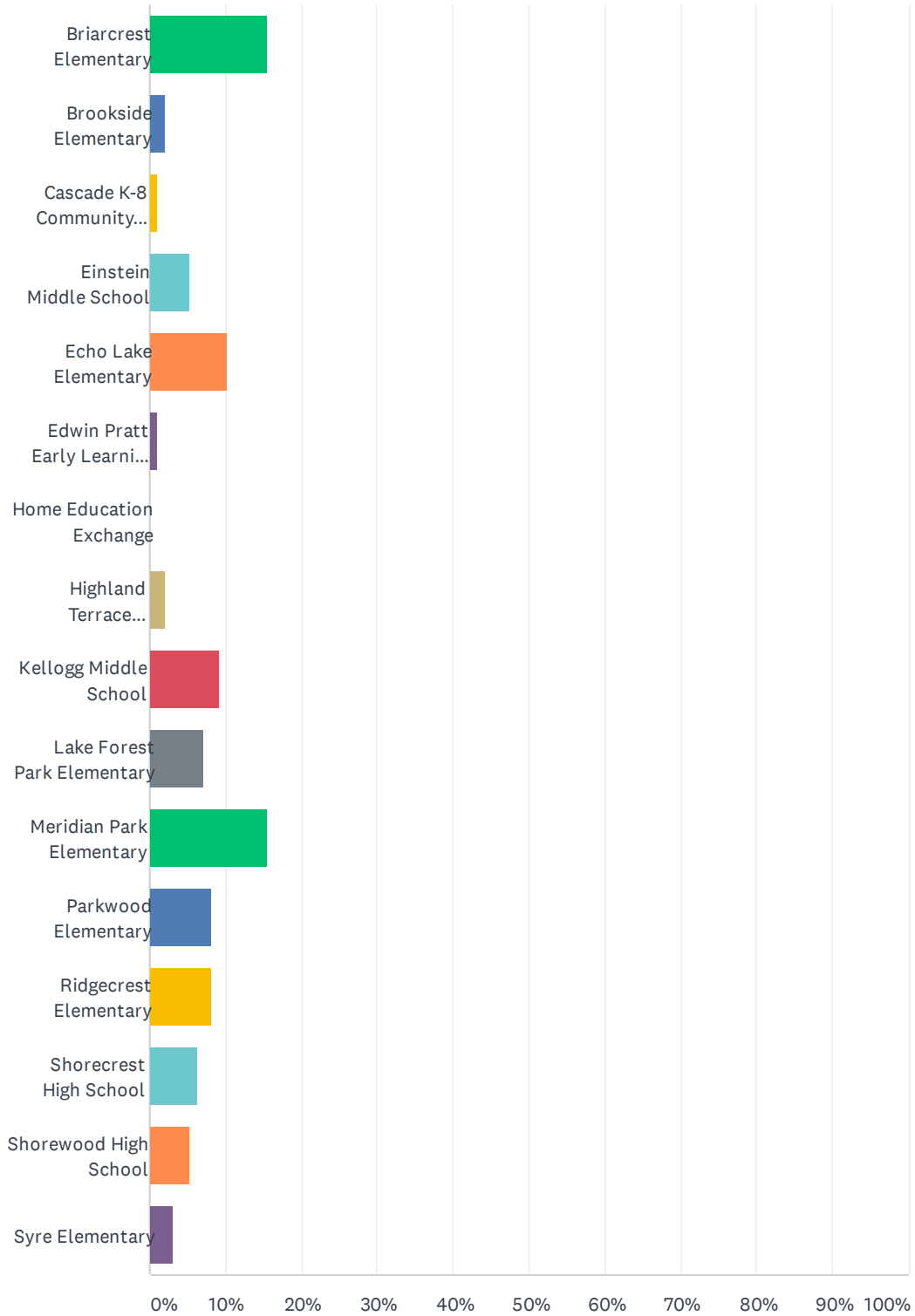
Answered: 98 Skipped: 0



ANSWER CHOICES	RESPONSES	
Preschool	1.02%	1
K	13.27%	13
1	14.29%	14
2	13.27%	13
3	13.27%	13
4	9.18%	9
5	10.20%	10
6	4.08%	4
7	7.14%	7
8	3.06%	3
9	5.10%	5
10	1.02%	1
11	2.04%	2
12	3.06%	3
TOTAL		98

## Q2 Which school does your child attend?

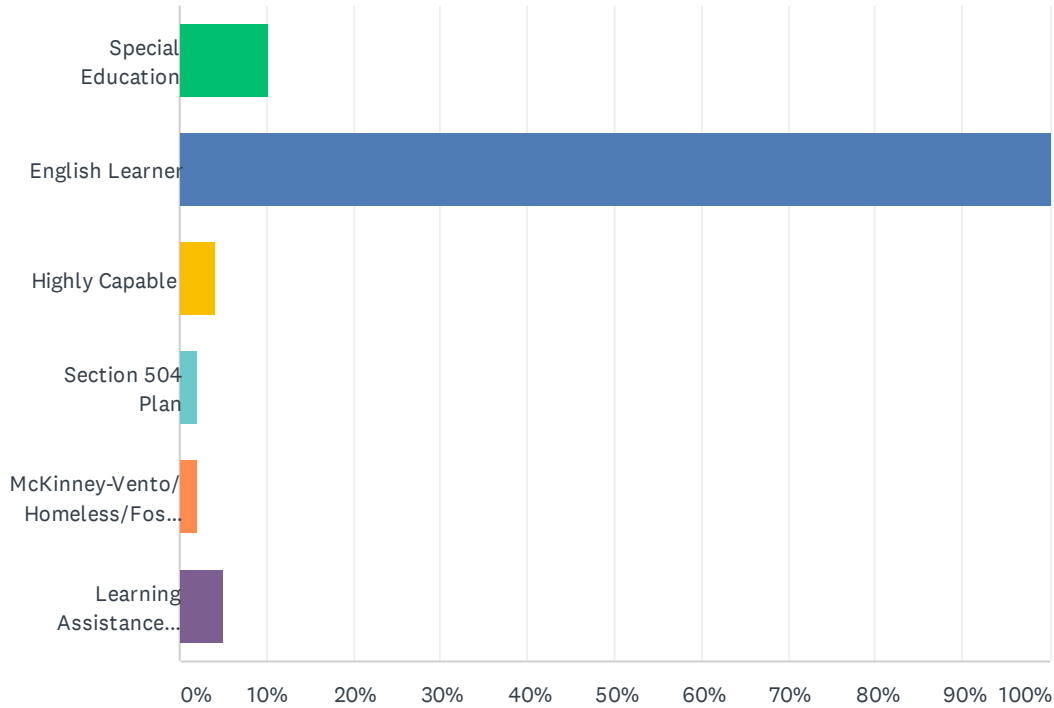
Answered: 97 Skipped: 1



ANSWER CHOICES	RESPONSES	
Briarcrest Elementary	15.46%	15
Brookside Elementary	2.06%	2
Cascade K-8 Community School	1.03%	1
Einstein Middle School	5.15%	5
Echo Lake Elementary	10.31%	10
Edwin Pratt Early Learning Center	1.03%	1
Home Education Exchange	0.00%	0
Highland Terrace Elementary	2.06%	2
Kellogg Middle School	9.28%	9
Lake Forest Park Elementary	7.22%	7
Meridian Park Elementary	15.46%	15
Parkwood Elementary	8.25%	8
Ridgecrest Elementary	8.25%	8
Shorecrest High School	6.19%	6
Shorewood High School	5.15%	5
Syre Elementary	3.09%	3
<b>TOTAL</b>		<b>97</b>

### Q3 If your child is in a special program, please select all that apply.

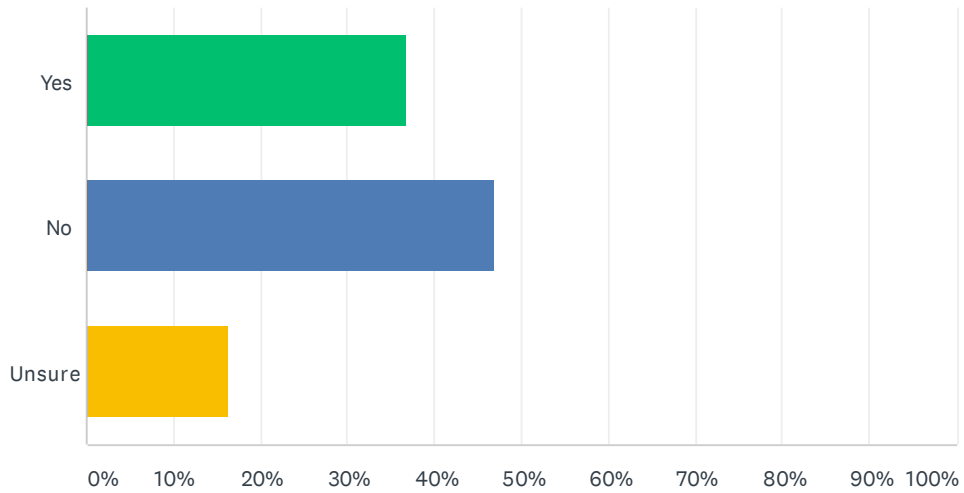
Answered: 98 Skipped: 0



ANSWER CHOICES	RESPONSES	
Special Education	10.20%	10
English Learner	100.00%	98
Highly Capable	4.08%	4
Section 504 Plan	2.04%	2
McKinney-Vento/Homeless/Foster Care	2.04%	2
Learning Assistance Program/Title I	5.10%	5
Total Respondents: 98		

### Q4 Does your child qualify for free or reduced-price school meals?

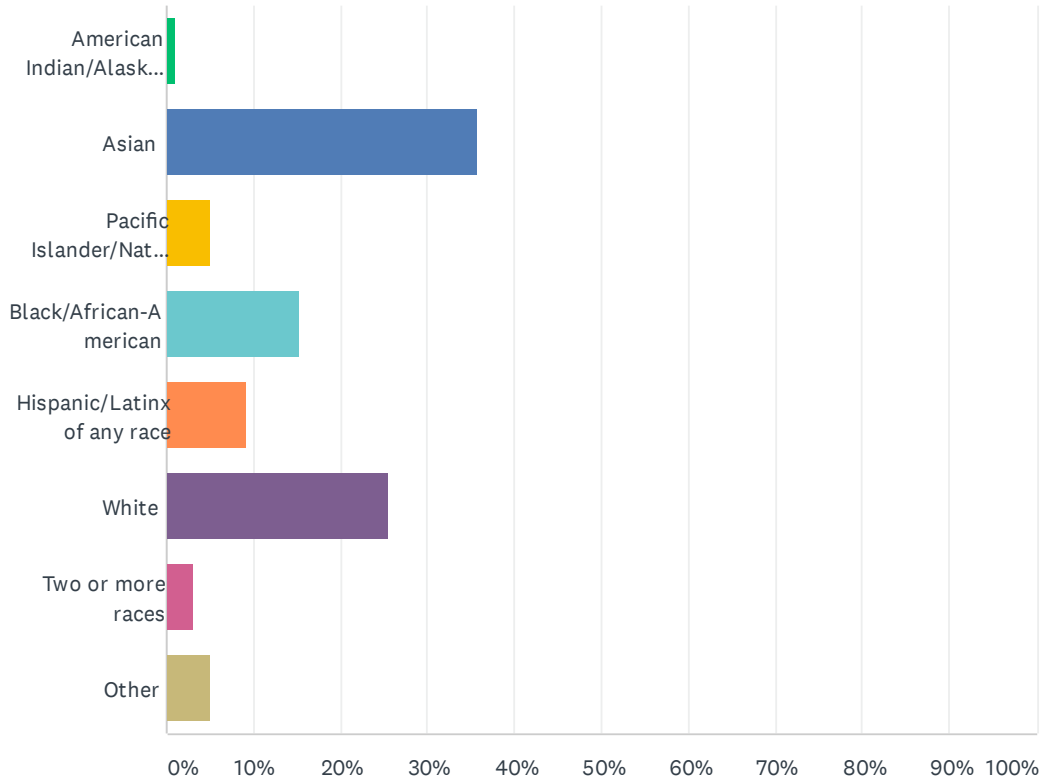
Answered: 98 Skipped: 0



ANSWER CHOICES	RESPONSES
Yes	36.73% 36
No	46.94% 46
Unsure	16.33% 16
TOTAL	98

### Q5 What is your race/ethnic origin?

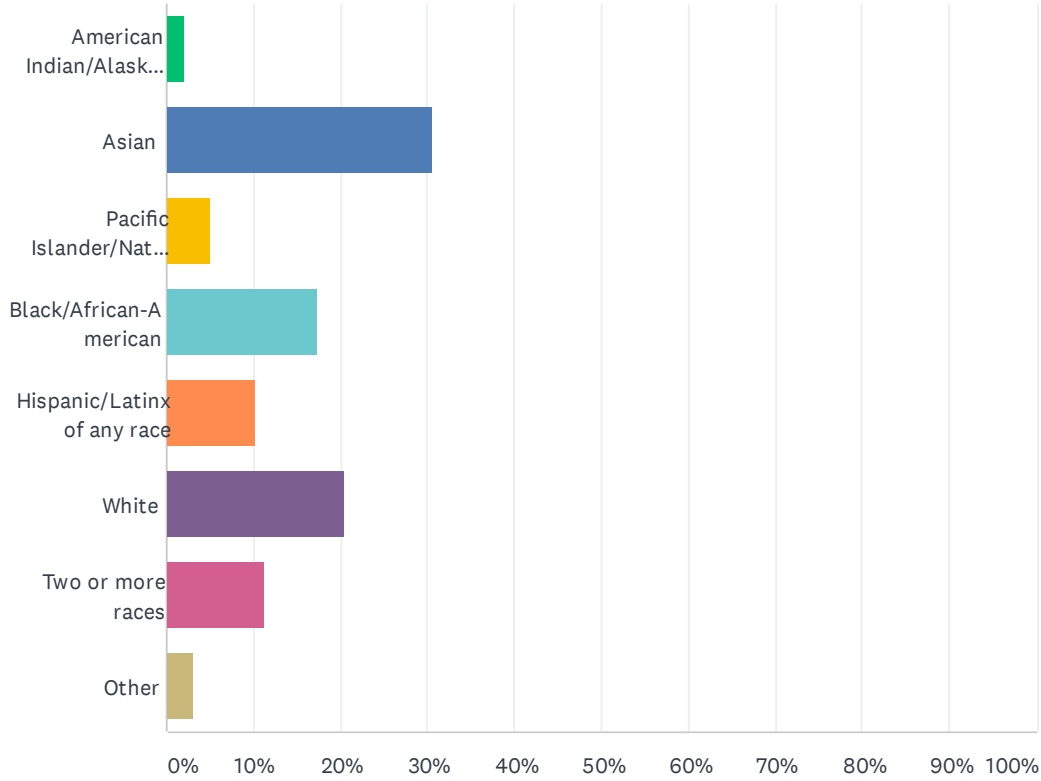
Answered: 98 Skipped: 0



ANSWER CHOICES	RESPONSES	
American Indian/Alaskan Native	1.02%	1
Asian	35.71%	35
Pacific Islander/Native Hawaiian	5.10%	5
Black/African-American	15.31%	15
Hispanic/Latinx of any race	9.18%	9
White	25.51%	25
Two or more races	3.06%	3
Other	5.10%	5
<b>TOTAL</b>		<b>98</b>

## Q6 What is your child's race/ethnic origin?

Answered: 98 Skipped: 0

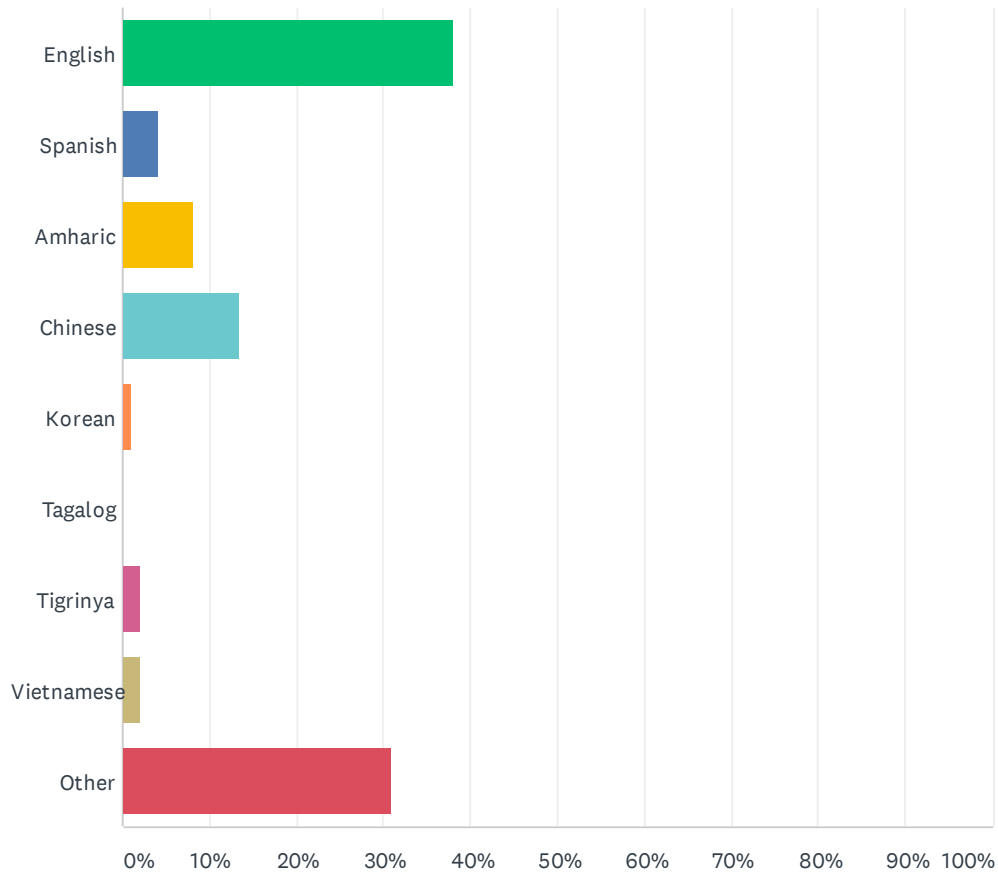


ANSWER CHOICES	RESPONSES
American Indian/Alaskan Native	2.04% 2
Asian	30.61% 30
Pacific Islander/Native Hawaiian	5.10% 5
Black/African-American	17.35% 17
Hispanic/Latinx of any race	10.20% 10
White	20.41% 20
Two or more races	11.22% 11
Other	3.06% 3
<b>TOTAL</b>	<b>98</b>



### Q7 What is your primary home language?

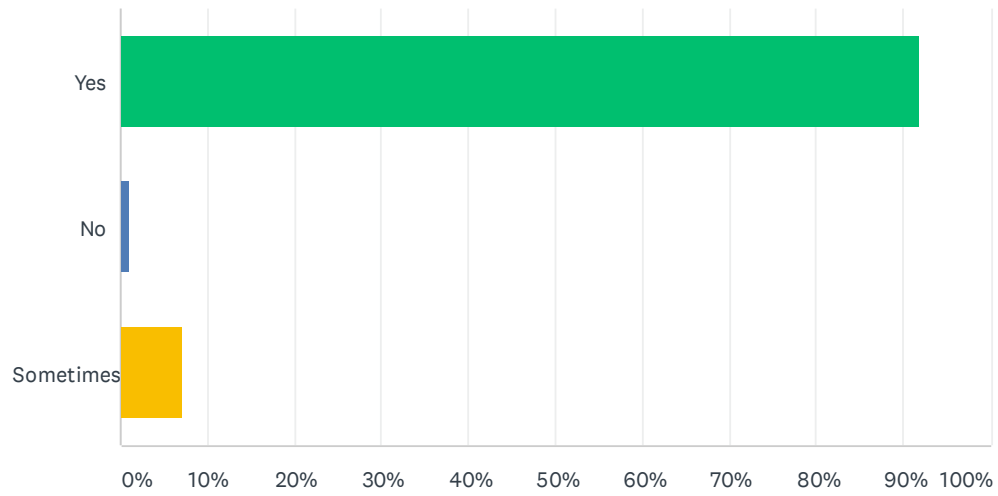
Answered: 97 Skipped: 1



ANSWER CHOICES	RESPONSES	
English	38.14%	37
Spanish	4.12%	4
Amharic	8.25%	8
Chinese	13.40%	13
Korean	1.03%	1
Tagalog	0.00%	0
Tigrinya	2.06%	2
Vietnamese	2.06%	2
Other	30.93%	30
<b>TOTAL</b>		<b>97</b>

### Q8 Do you receive information from your child’s school and the school district in a language you understand?

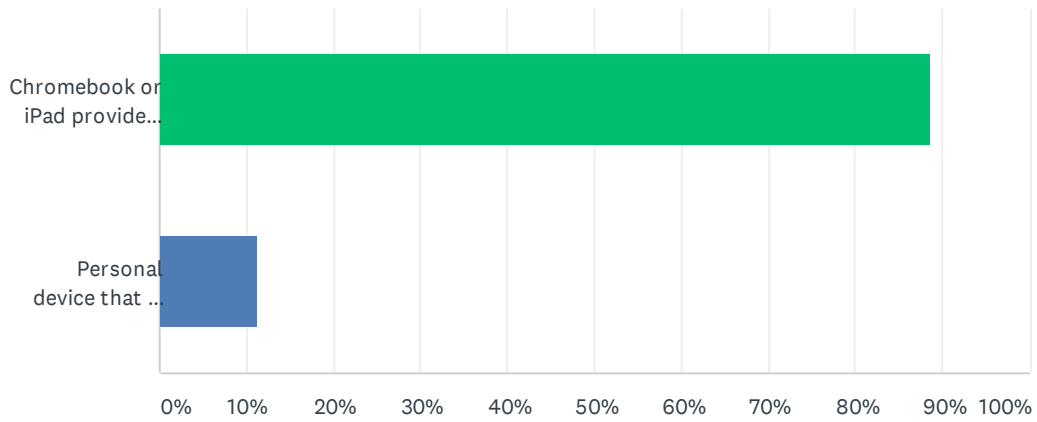
Answered: 98 Skipped: 0



ANSWER CHOICES	RESPONSES
Yes	91.84% 90
No	1.02% 1
Sometimes	7.14% 7
TOTAL	98

### Q9 Is your child using a school-issued or personal Chromebook or iPad for remote learning?

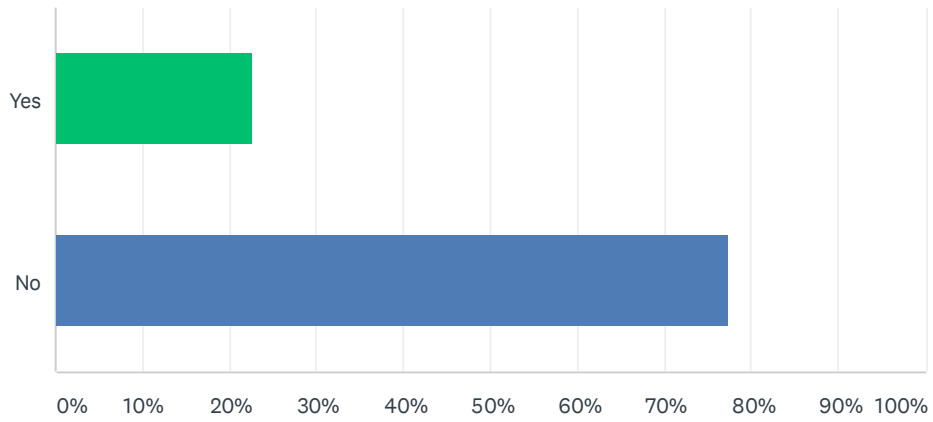
Answered: 98 Skipped: 0



ANSWER CHOICES	RESPONSES	
Chromebook or iPad provided by their school/district	88.78%	87
Personal device that we own	11.22%	11
<b>TOTAL</b>		<b>98</b>

### Q10 Did you check out a WiFi hotspot from your school or district?

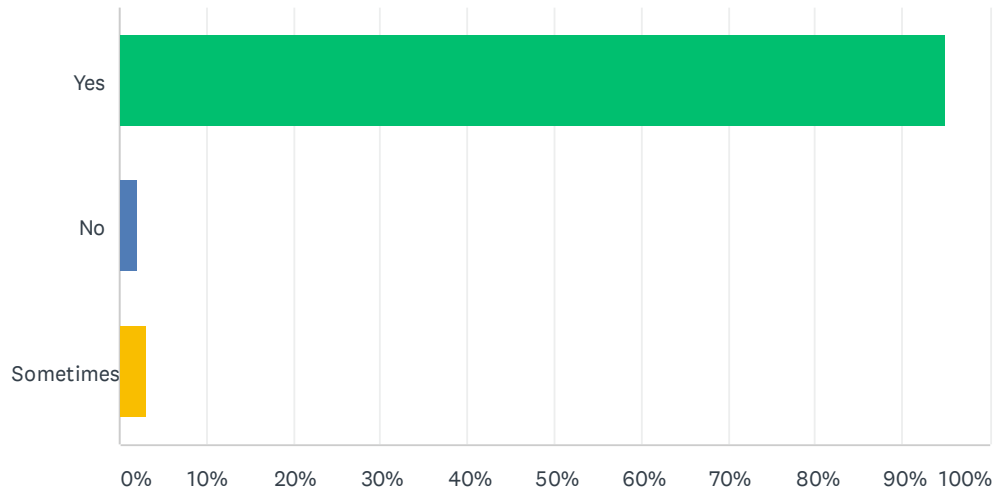
Answered: 97 Skipped: 1



ANSWER CHOICES	RESPONSES	
Yes	22.68%	22
No	77.32%	75
TOTAL		97

# Q11 Is your child currently able to access the internet for remote learning?

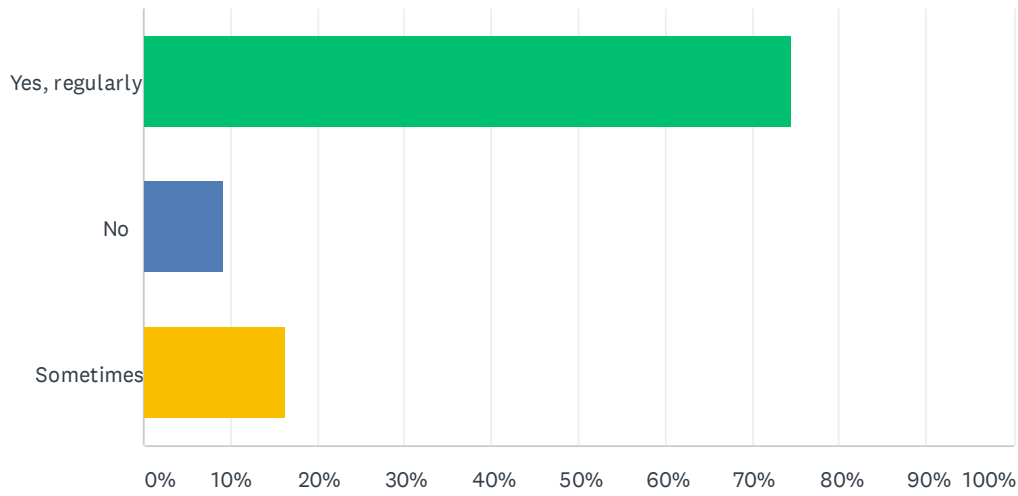
Answered: 98 Skipped: 0



ANSWER CHOICES	RESPONSES	
Yes	94.90%	93
No	2.04%	2
Sometimes	3.06%	3
TOTAL		98

## Q12 Do you use the parent/guardian Canvas or Seesaw app or website to monitor/support your child's schoolwork?

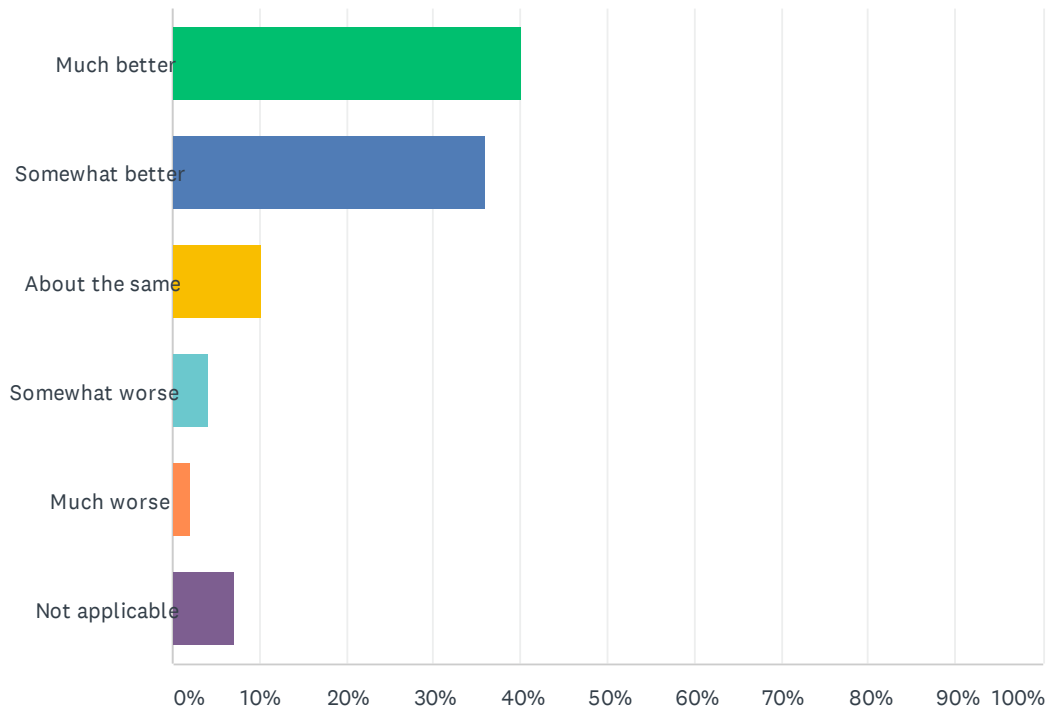
Answered: 98 Skipped: 0



ANSWER CHOICES	RESPONSES	
Yes, regularly	74.49%	73
No	9.18%	9
Sometimes	16.33%	16
TOTAL		98

### Q13 Compared to your child’s remote learning experience in the spring, your child’s learning experience this fall has been:

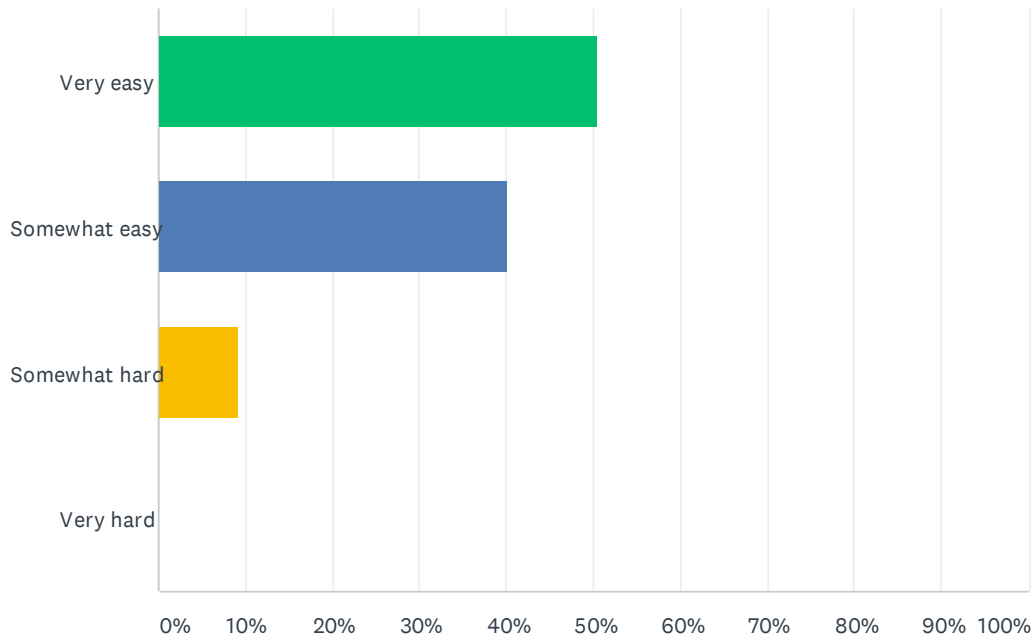
Answered: 97 Skipped: 1



ANSWER CHOICES	RESPONSES	
Much better	40.21%	39
Somewhat better	36.08%	35
About the same	10.31%	10
Somewhat worse	4.12%	4
Much worse	2.06%	2
Not applicable	7.22%	7
<b>TOTAL</b>		<b>97</b>

### Q14 How easy or hard has it been for your child to find their class links, such as ClassLink, Canvas, Seesaw or Zoom?

Answered: 97 Skipped: 1

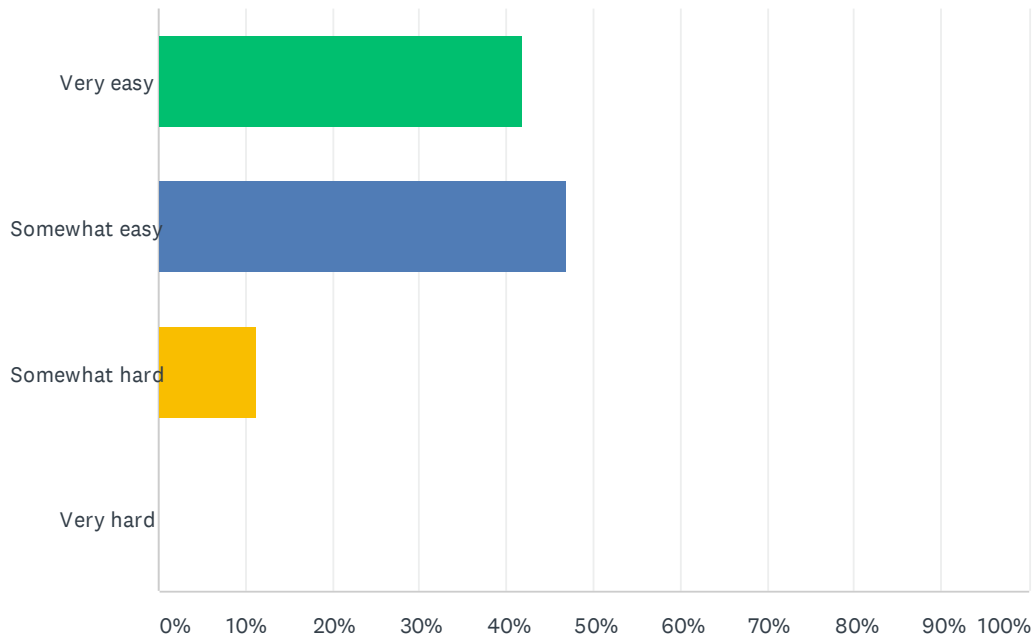


ANSWER CHOICES	RESPONSES	
Very easy	50.52%	49
Somewhat easy	40.21%	39
Somewhat hard	9.28%	9
Very hard	0.00%	0
<b>TOTAL</b>		<b>97</b>



## Q15 How easy or hard has it been for your child to find their class assignments?

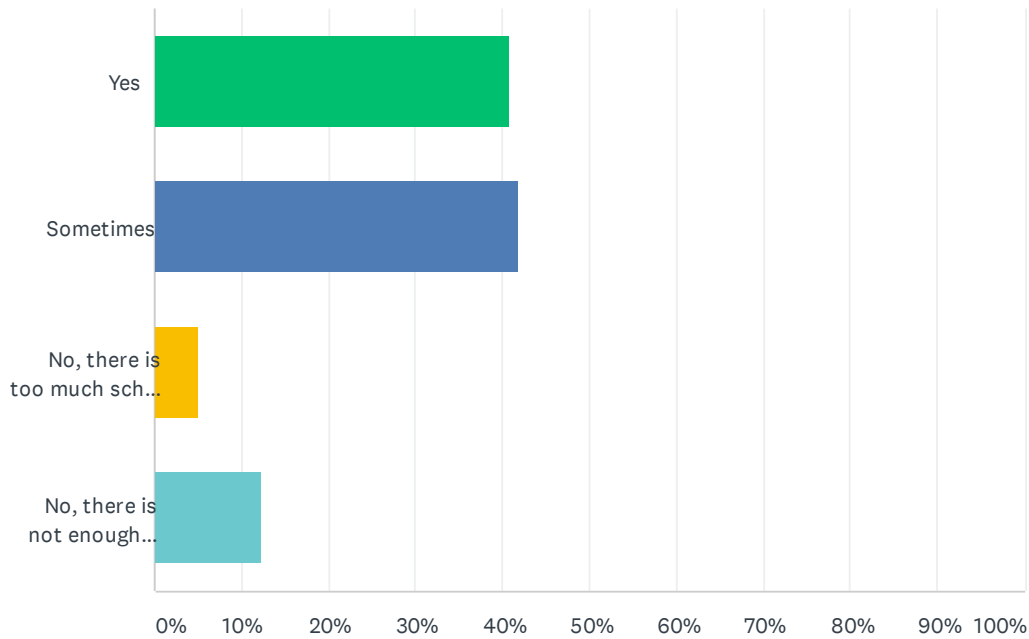
Answered: 98 Skipped: 0



ANSWER CHOICES	RESPONSES	
Very easy	41.84%	41
Somewhat easy	46.94%	46
Somewhat hard	11.22%	11
Very hard	0.00%	0
<b>TOTAL</b>		<b>98</b>

### Q16 Do you feel your child has an appropriate level of school work in the current remote learning model?

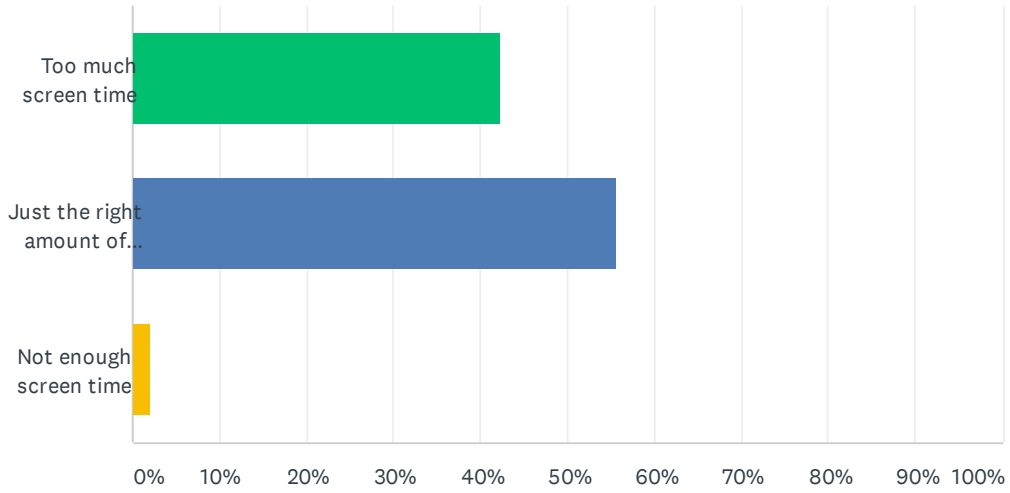
Answered: 98 Skipped: 0



ANSWER CHOICES	RESPONSES	
Yes	40.82%	40
Sometimes	41.84%	41
No, there is too much school work	5.10%	5
No, there is not enough school work	12.24%	12
<b>TOTAL</b>		<b>98</b>

### Q17 My child's remote learning schedule requires:

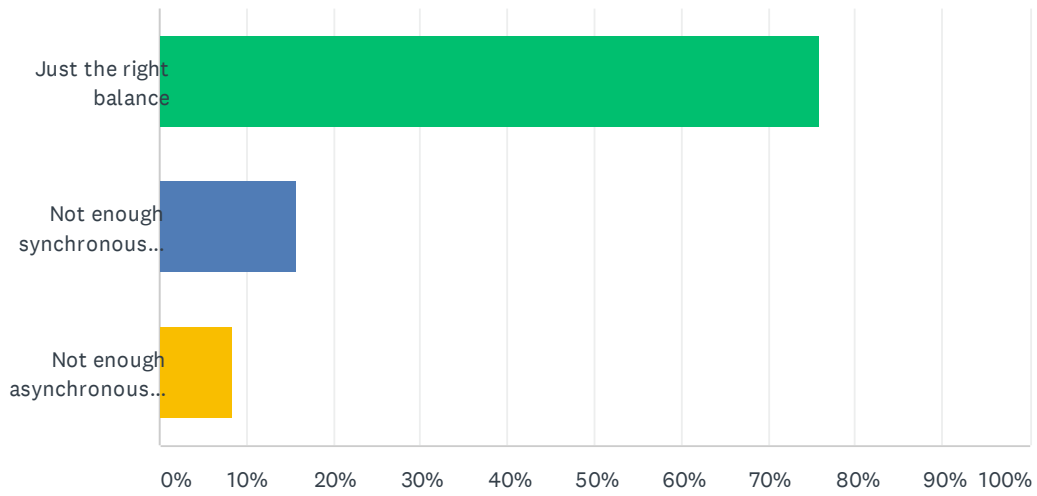
Answered: 97 Skipped: 1



ANSWER CHOICES	RESPONSES	
Too much screen time	42.27%	41
Just the right amount of screen time	55.67%	54
Not enough screen time	2.06%	2
TOTAL		97

### Q18 I feel my child’s mix of synchronous (teacher-led) and asynchronous (teacher-directed) time is:

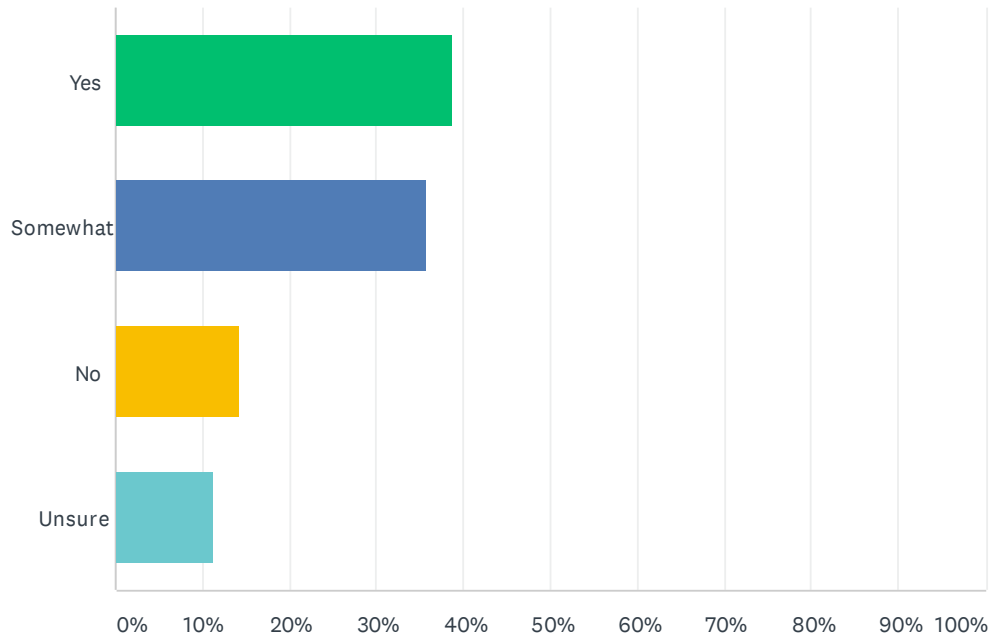
Answered: 96 Skipped: 2



ANSWER CHOICES	RESPONSES	
Just the right balance	76.04%	73
Not enough synchronous time	15.63%	15
Not enough asynchronous time	8.33%	8
TOTAL		96

### Q19 I feel my child is progressing in their learning:

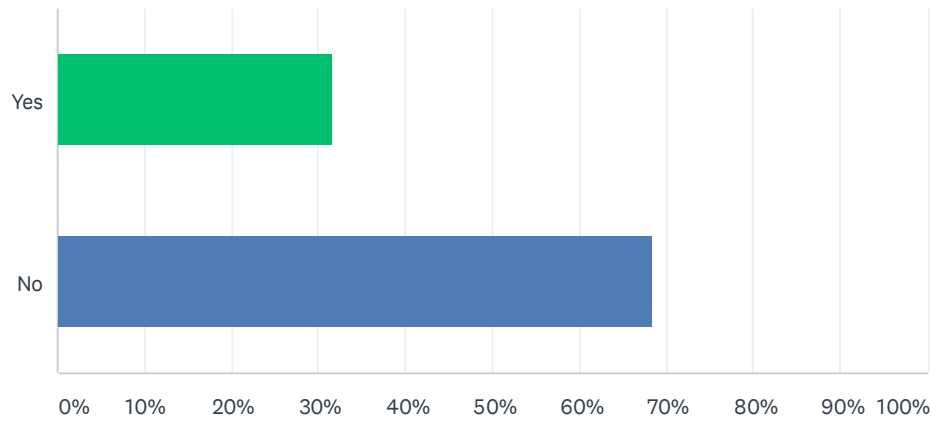
Answered: 98 Skipped: 0



ANSWER CHOICES	RESPONSES	
Yes	38.78%	38
Somewhat	35.71%	35
No	14.29%	14
Unsure	11.22%	11
<b>TOTAL</b>		<b>98</b>

## Q20 Have you experienced any technology issues that have prevented your child from accessing their class or learning tools for a period of time?

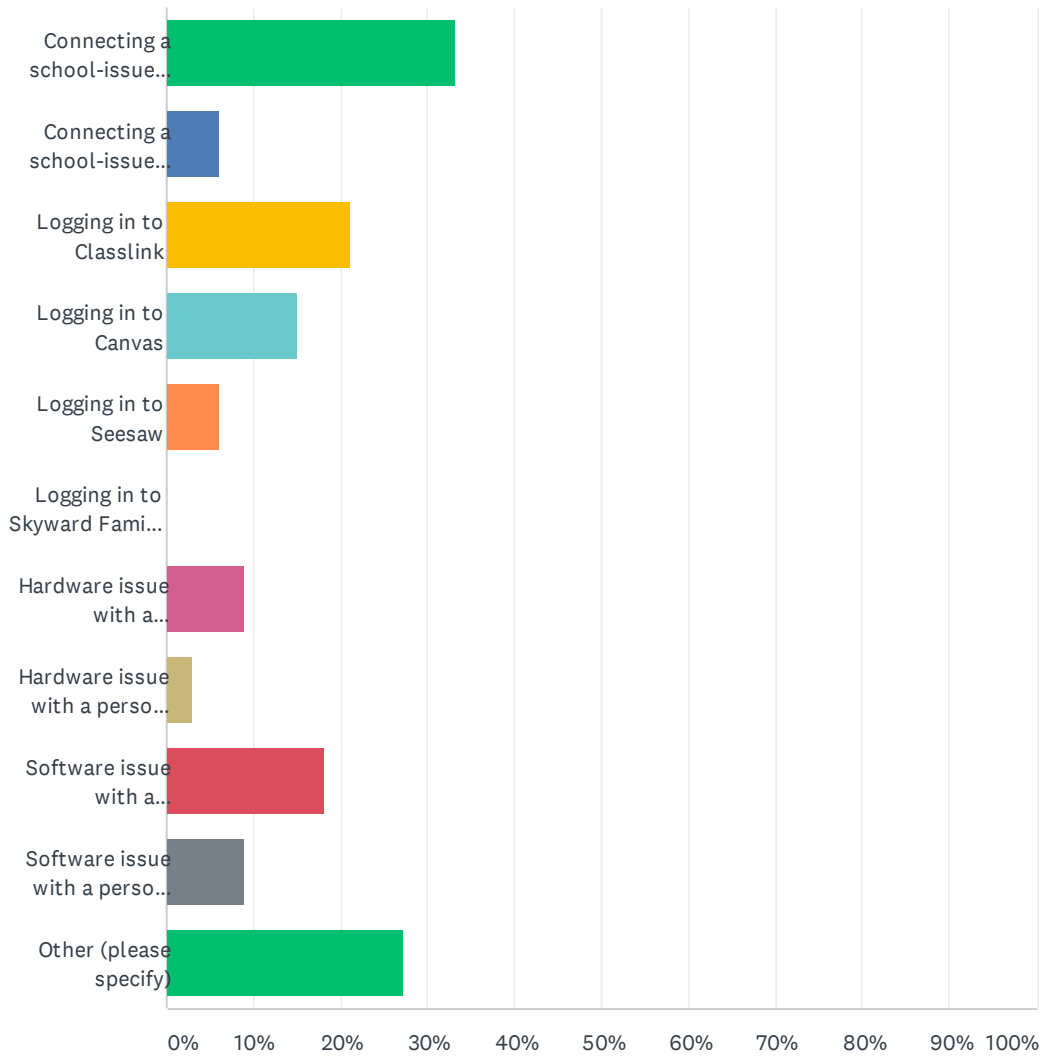
Answered: 98 Skipped: 0



ANSWER CHOICES	RESPONSES	
Yes	31.63%	31
No	68.37%	67
TOTAL		98

### Q21 If you answered YES to the previous question, please indicate the type/s of technology issues you or your child has experienced: (select all that apply)

Answered: 33 Skipped: 65

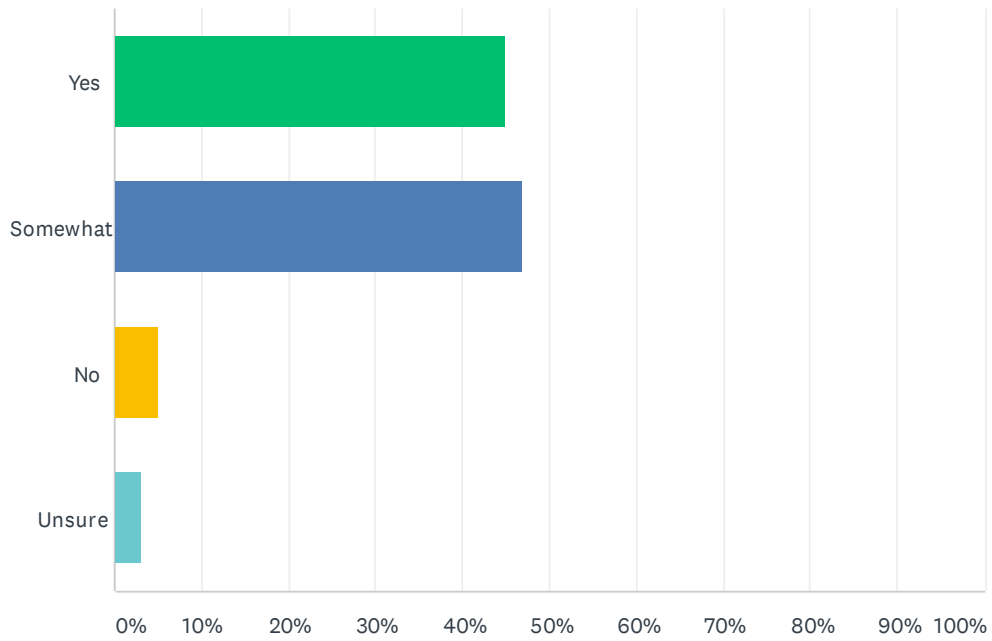


ANSWER CHOICES	RESPONSES	
Connecting a school-issued Chromebook/iPad to home internet	33.33%	11
Connecting a school-issued Chromebook/iPad to a school-issued wifi hotspot	6.06%	2
Logging in to Classlink	21.21%	7
Logging in to Canvas	15.15%	5
Logging in to Seesaw	6.06%	2
Logging in to Skyward Family Access	0.00%	0
Hardware issue with a school-issued Chromebook/iPad	9.09%	3
Hardware issue with a personal computer/device owned by the student or family	3.03%	1
Software issue with a school-issued Chromebook/iPad	18.18%	6
Software issue with a personal computer/device owned by the student or family	9.09%	3
Other (please specify)	27.27%	9
Total Respondents: 33		



## Q22 As a parent/guardian, I am provided enough information to support my child with remote learning:

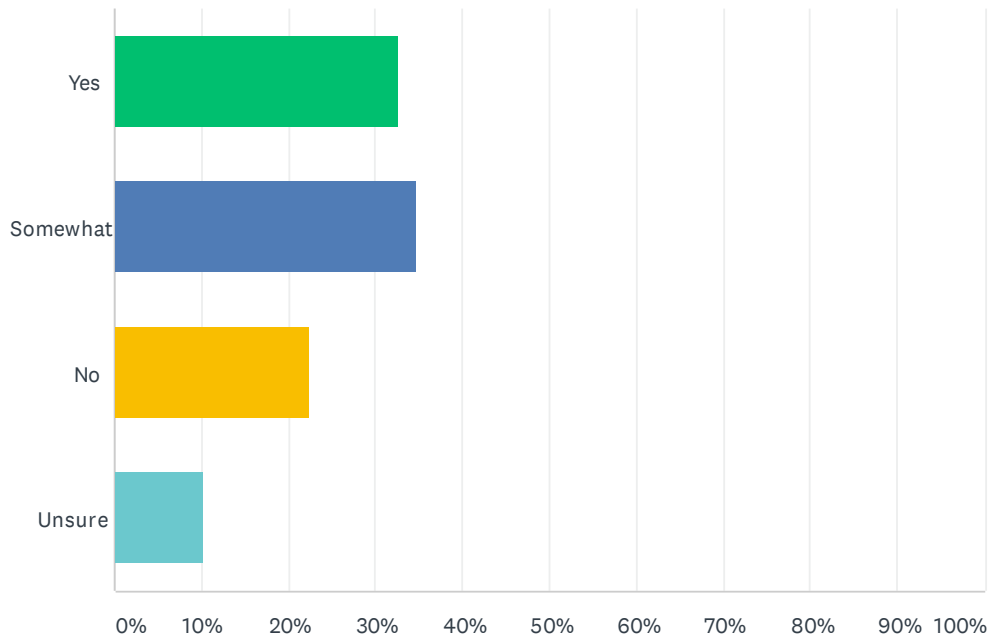
Answered: 98 Skipped: 0



ANSWER CHOICES	RESPONSES	
Yes	44.90%	44
Somewhat	46.94%	46
No	5.10%	5
Unsure	3.06%	3
<b>TOTAL</b>		<b>98</b>

## Q23 Do you feel your child’s social and emotional needs are being supported by their school during this period of remote learning?

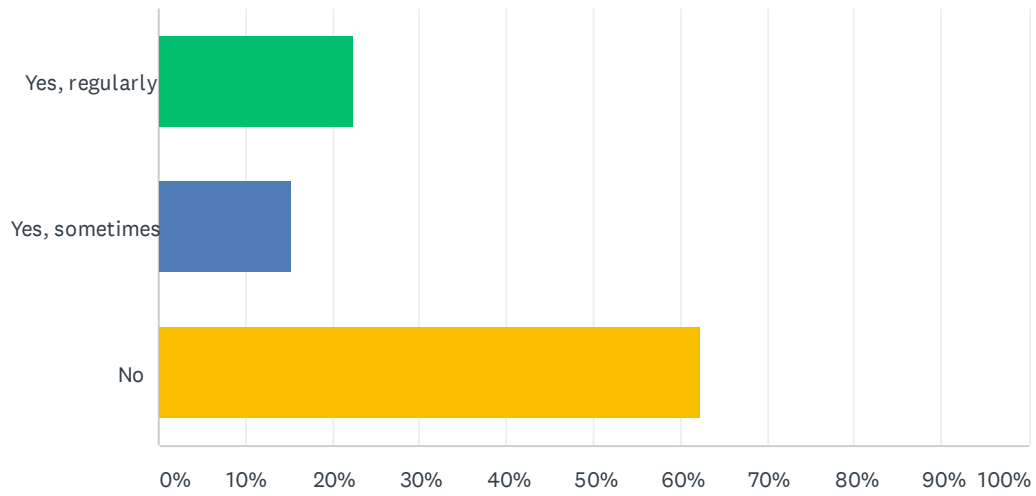
Answered: 98 Skipped: 0



ANSWER CHOICES	RESPONSES	
Yes	32.65%	32
Somewhat	34.69%	34
No	22.45%	22
Unsure	10.20%	10
<b>TOTAL</b>		<b>98</b>

## Q24 Has your family accessed school meals during remote learning this fall?

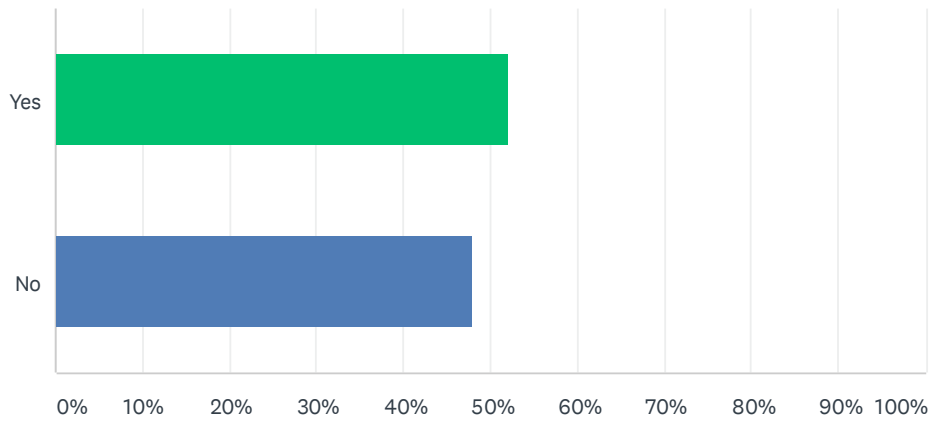
Answered: 98 Skipped: 0



ANSWER CHOICES	RESPONSES	
Yes, regularly	22.45%	22
Yes, sometimes	15.31%	15
No	62.24%	61
TOTAL		98

### Q25 Did you attend or watch a recording of one of our Family Academy webinars at the beginning of the school year?

Answered: 98 Skipped: 0



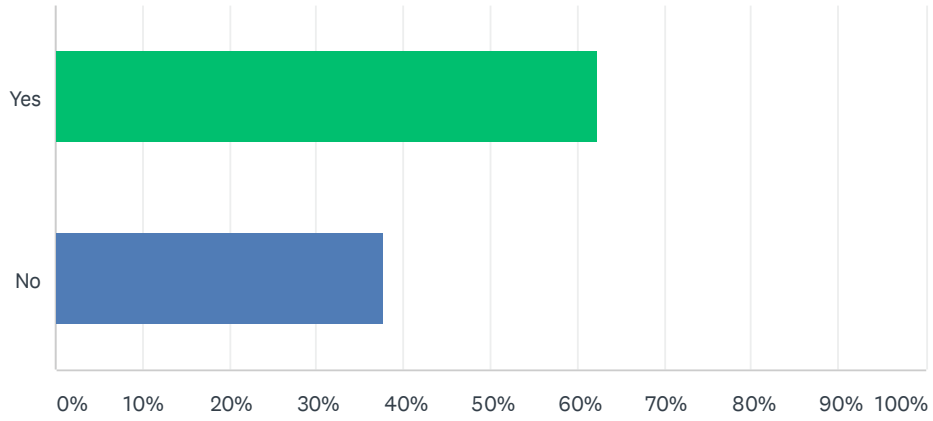
ANSWER CHOICES	RESPONSES	
Yes	52.04%	51
No	47.96%	47
TOTAL		98

**Q26** If there is a topic you would like to see covered at a future Family Academy, please include it here.

Answered: 15 Skipped: 83

## Q27 Have you accessed the Remote Learning Resources webpage on your school or district website?

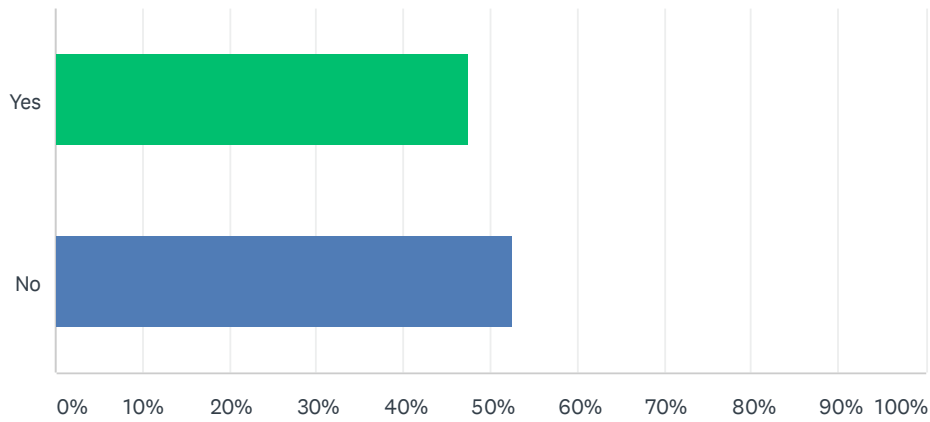
Answered: 98 Skipped: 0



ANSWER CHOICES	RESPONSES	
Yes	62.24%	61
No	37.76%	37
TOTAL		98

# Q28 Have you contacted your school regarding any needs your family may have?

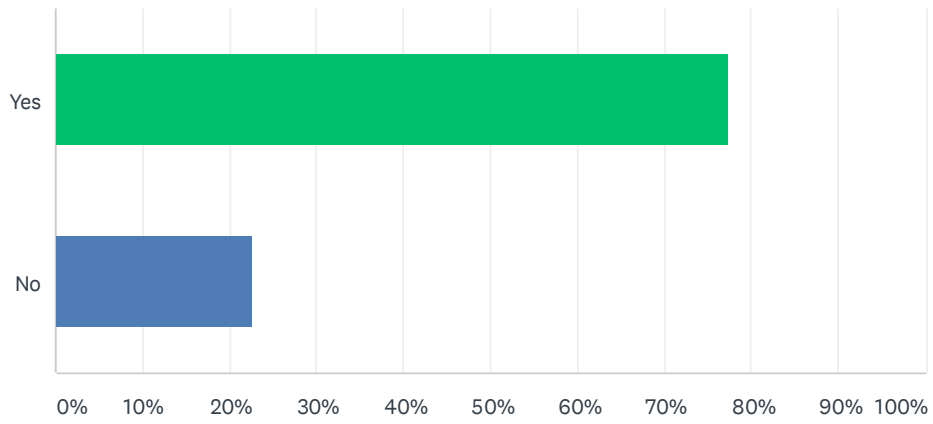
Answered: 97 Skipped: 1



ANSWER CHOICES	RESPONSES	
Yes	47.42%	46
No	52.58%	51
TOTAL		97

## Q29 Do you know who to contact at your school if you need resources or support?

Answered: 97 Skipped: 1

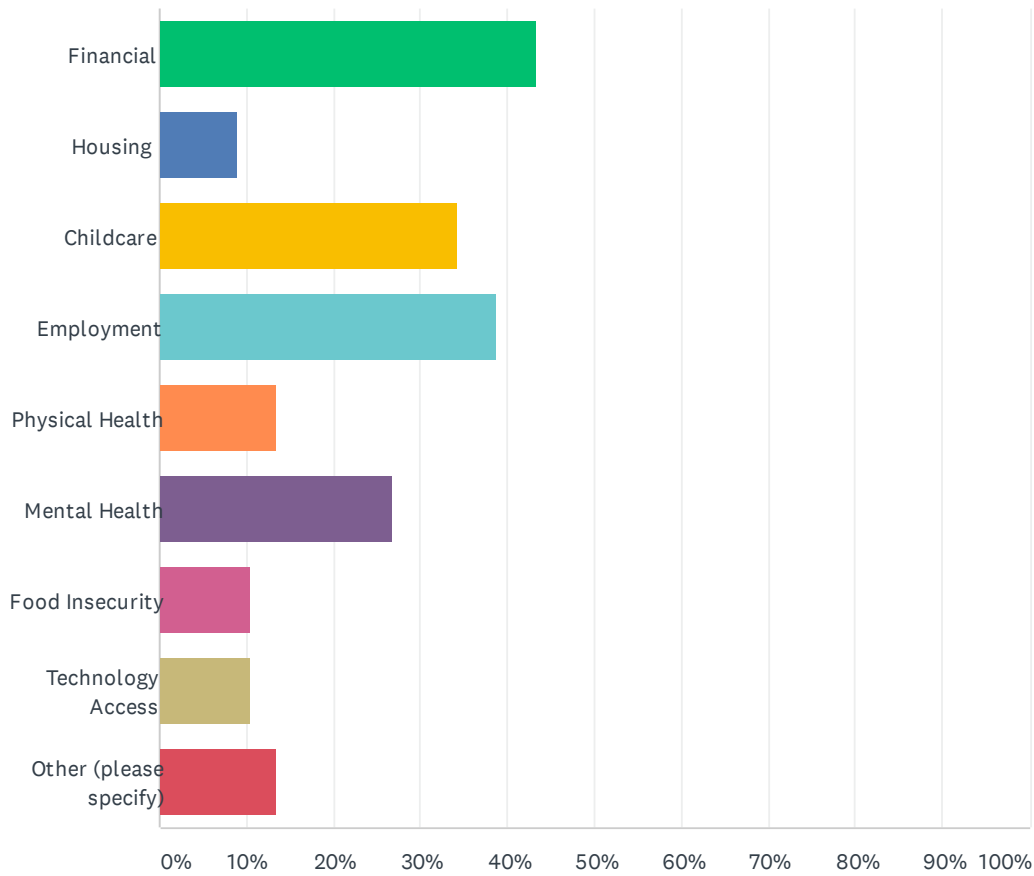


ANSWER CHOICES	RESPONSES	
Yes	77.32%	75
No	22.68%	22
TOTAL		97



### Q30 If your family is currently experiencing hardship due to the COVID-19 pandemic, what are those challenges? (select all that apply)

Answered: 67 Skipped: 31



ANSWER CHOICES	RESPONSES	
Financial	43.28%	29
Housing	8.96%	6
Childcare	34.33%	23
Employment	38.81%	26
Physical Health	13.43%	9
Mental Health	26.87%	18
Food Insecurity	10.45%	7
Technology Access	10.45%	7
Other (please specify)	13.43%	9
Total Respondents: 67		