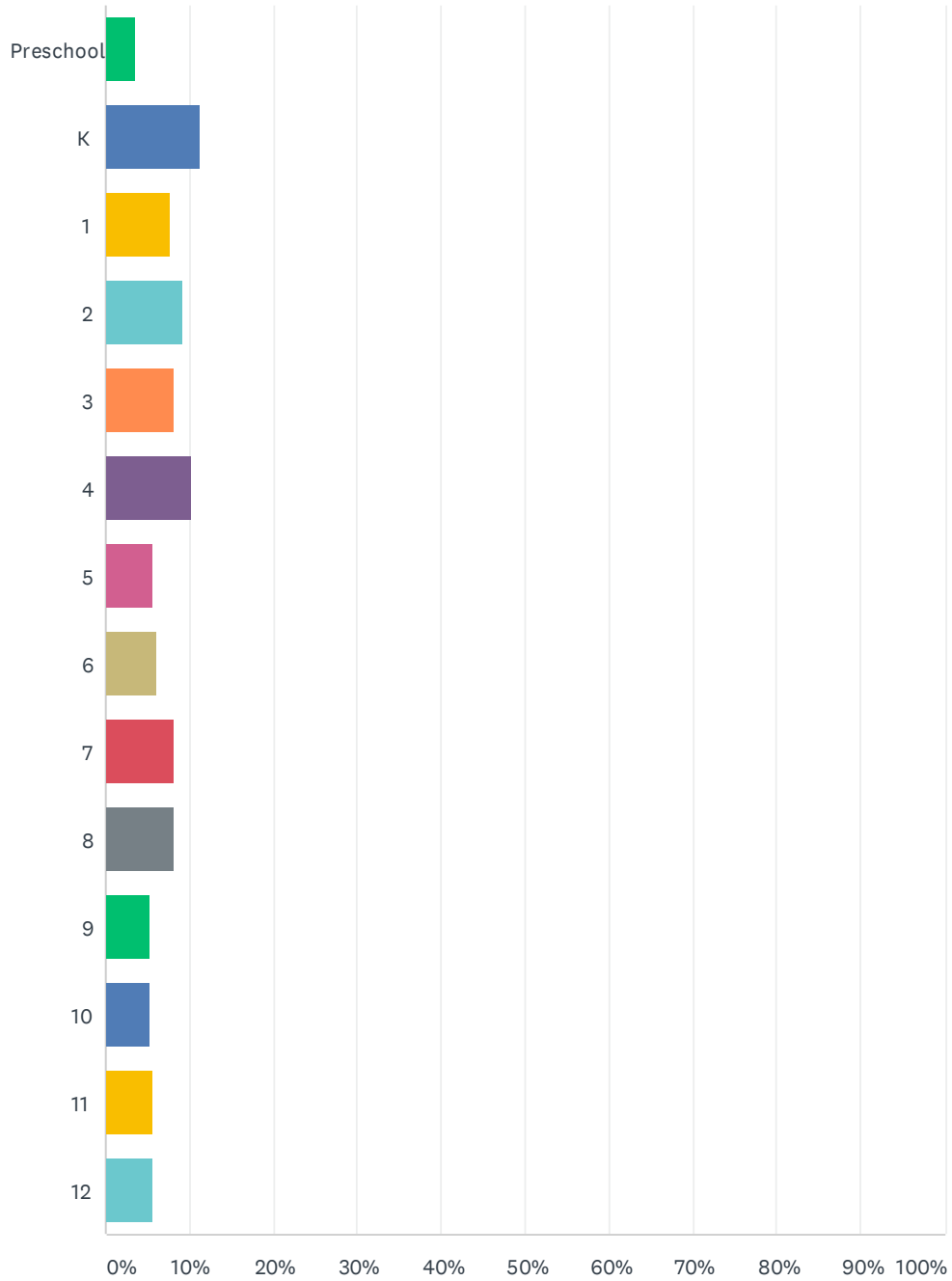


Q1 Please select your child's grade level:

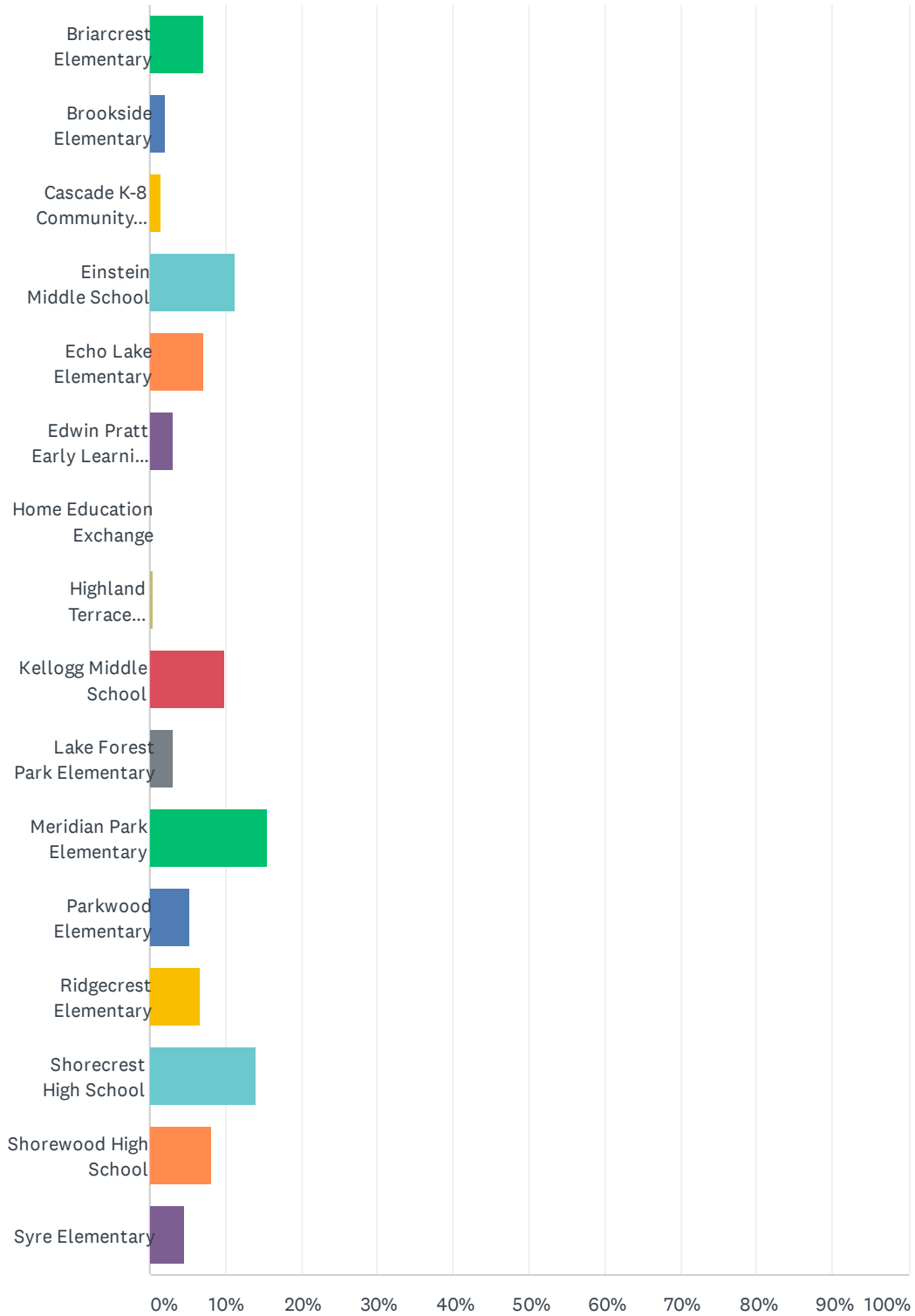
Answered: 195 Skipped: 0



ANSWER CHOICES	RESPONSES	
Preschool	3.59%	7
K	11.28%	22
1	7.69%	15
2	9.23%	18
3	8.21%	16
4	10.26%	20
5	5.64%	11
6	6.15%	12
7	8.21%	16
8	8.21%	16
9	5.13%	10
10	5.13%	10
11	5.64%	11
12	5.64%	11
TOTAL		195

Q2 Which school does your child attend?

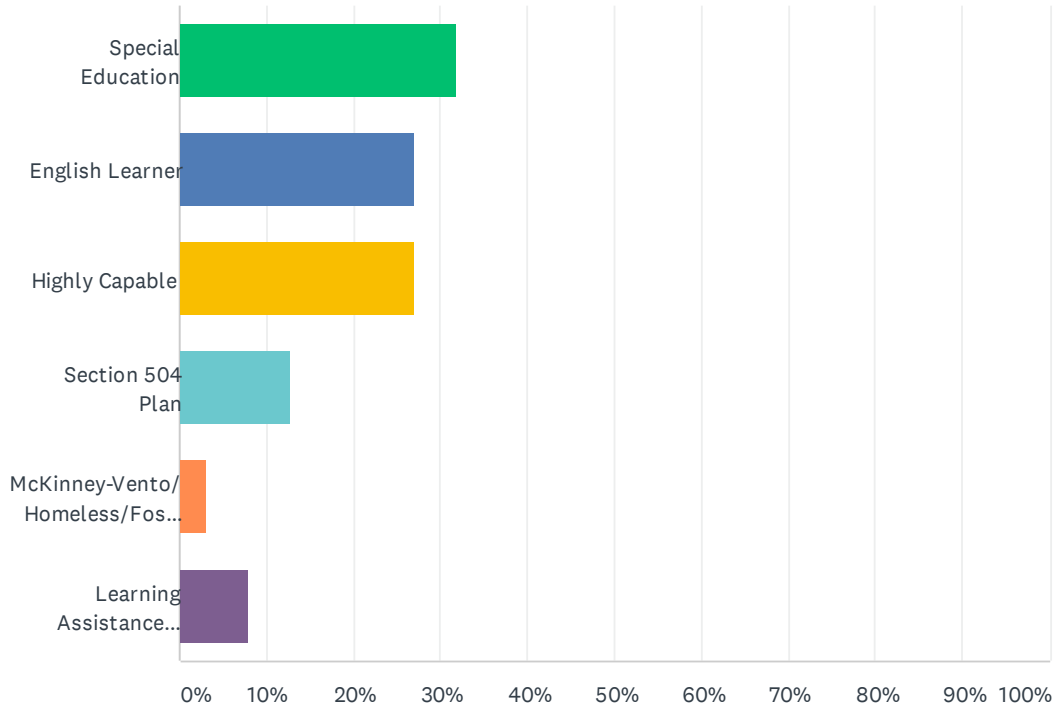
Answered: 194 Skipped: 1



ANSWER CHOICES	RESPONSES	
Briarcrest Elementary	7.22%	14
Brookside Elementary	2.06%	4
Cascade K-8 Community School	1.55%	3
Einstein Middle School	11.34%	22
Echo Lake Elementary	7.22%	14
Edwin Pratt Early Learning Center	3.09%	6
Home Education Exchange	0.00%	0
Highland Terrace Elementary	0.52%	1
Kellogg Middle School	9.79%	19
Lake Forest Park Elementary	3.09%	6
Meridian Park Elementary	15.46%	30
Parkwood Elementary	5.15%	10
Ridgecrest Elementary	6.70%	13
Shorecrest High School	13.92%	27
Shorewood High School	8.25%	16
Syre Elementary	4.64%	9
TOTAL		194

Q3 If your child is in a special program, please select all that apply.

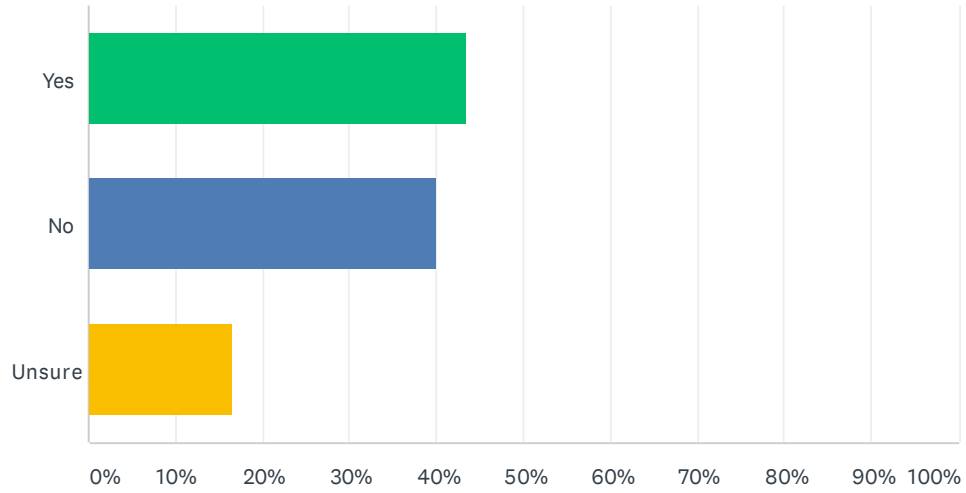
Answered: 63 Skipped: 132



ANSWER CHOICES	RESPONSES	
Special Education	31.75%	20
English Learner	26.98%	17
Highly Capable	26.98%	17
Section 504 Plan	12.70%	8
McKinney-Vento/Homeless/Foster Care	3.17%	2
Learning Assistance Program/Title I	7.94%	5
Total Respondents: 63		

Q4 Does your child qualify for free or reduced-price school meals?

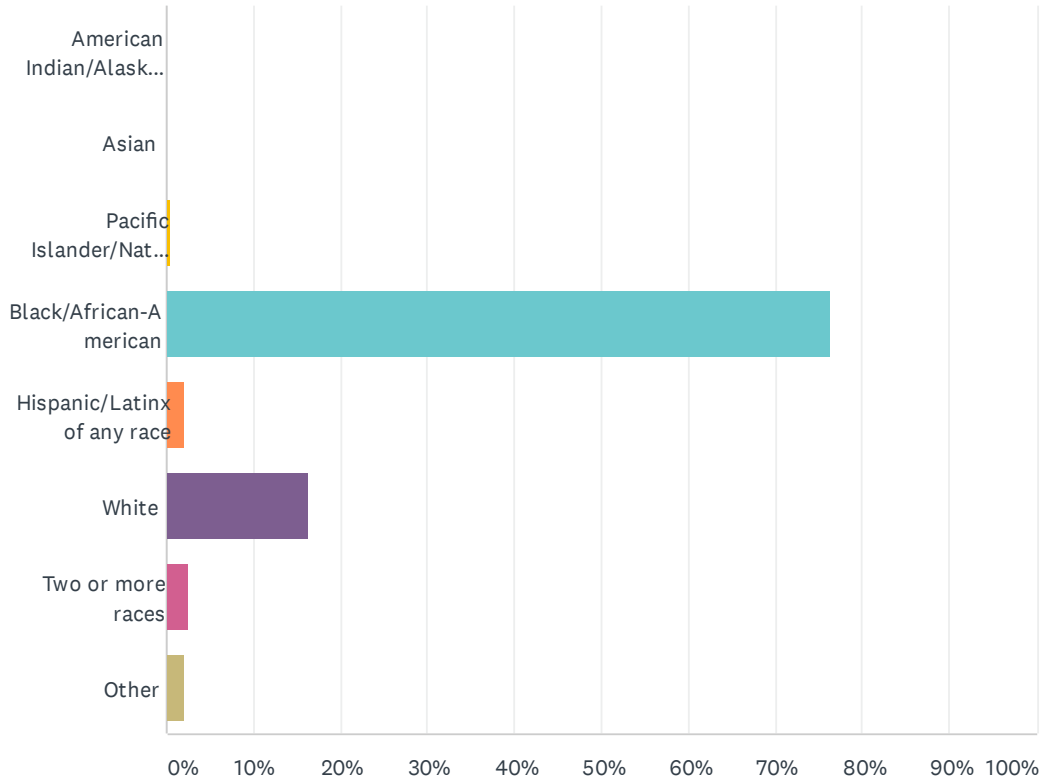
Answered: 193 Skipped: 2



ANSWER CHOICES	RESPONSES	
Yes	43.52%	84
No	39.90%	77
Unsure	16.58%	32
TOTAL		193

Q5 What is your race/ethnic origin?

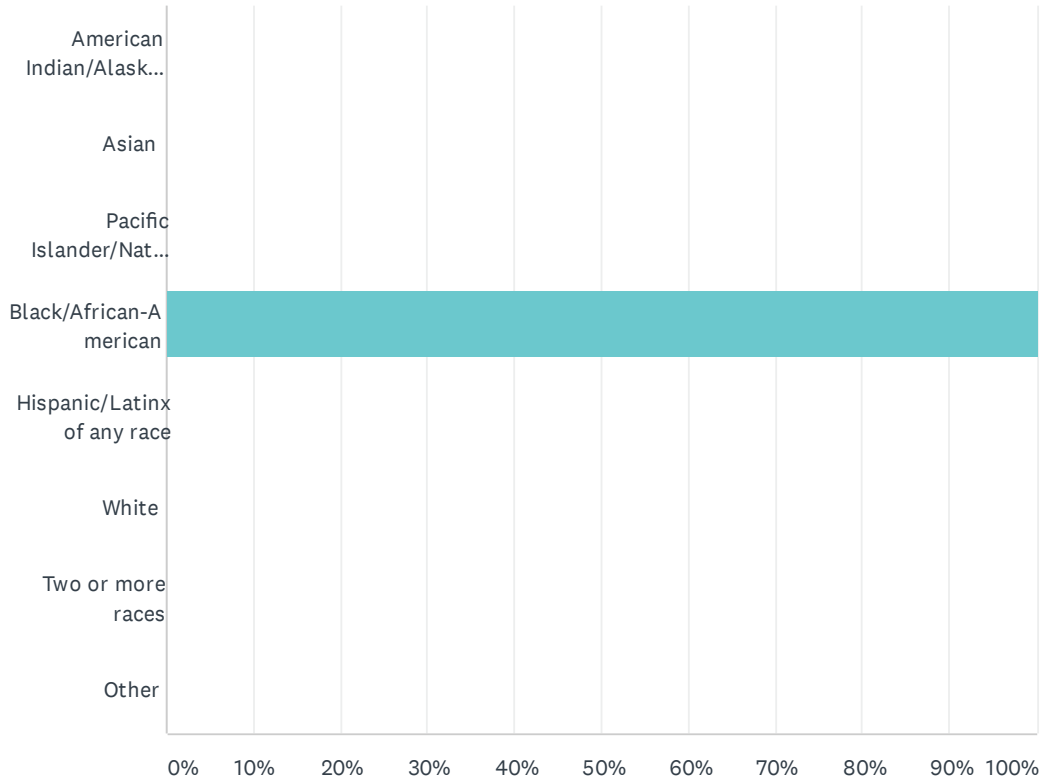
Answered: 195 Skipped: 0



ANSWER CHOICES	RESPONSES
American Indian/Alaskan Native	0.00% 0
Asian	0.00% 0
Pacific Islander/Native Hawaiian	0.51% 1
Black/African-American	76.41% 149
Hispanic/Latinx of any race	2.05% 4
White	16.41% 32
Two or more races	2.56% 5
Other	2.05% 4
TOTAL	195

Q6 What is your child's race/ethnic origin?

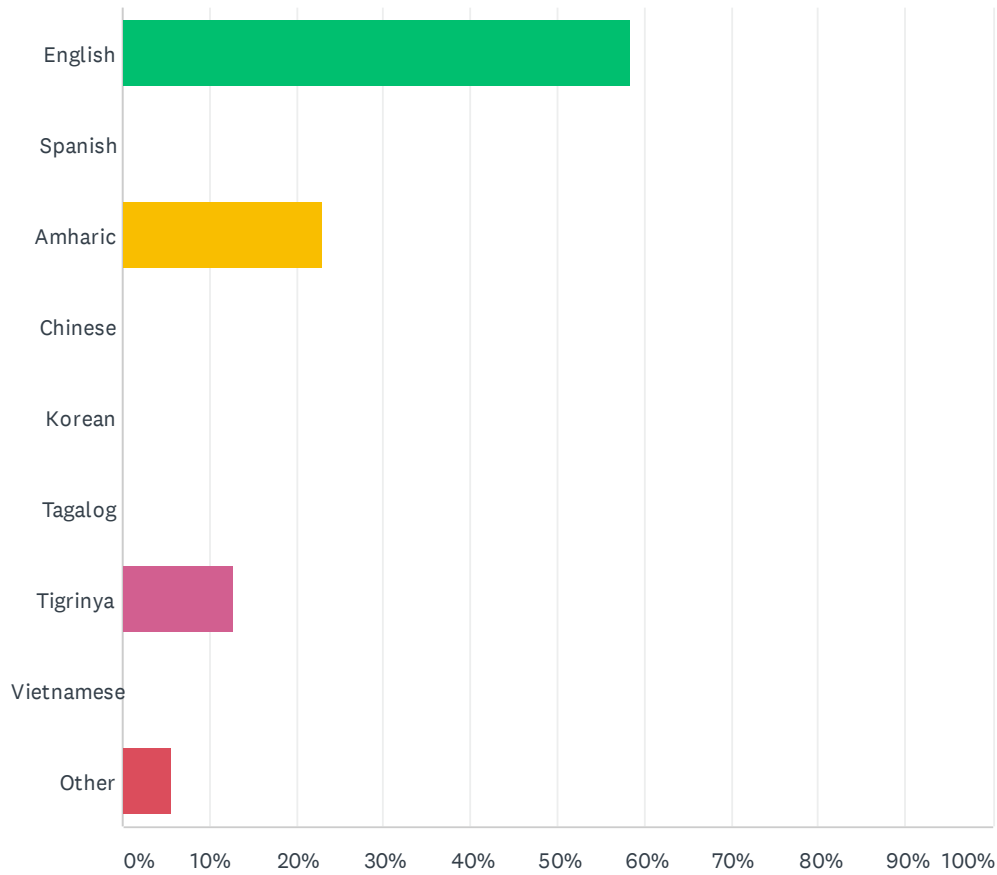
Answered: 195 Skipped: 0



ANSWER CHOICES	RESPONSES
American Indian/Alaskan Native	0.00% 0
Asian	0.00% 0
Pacific Islander/Native Hawaiian	0.00% 0
Black/African-American	100.00% 195
Hispanic/Latinx of any race	0.00% 0
White	0.00% 0
Two or more races	0.00% 0
Other	0.00% 0
TOTAL	195

Q7 What is your primary home language?

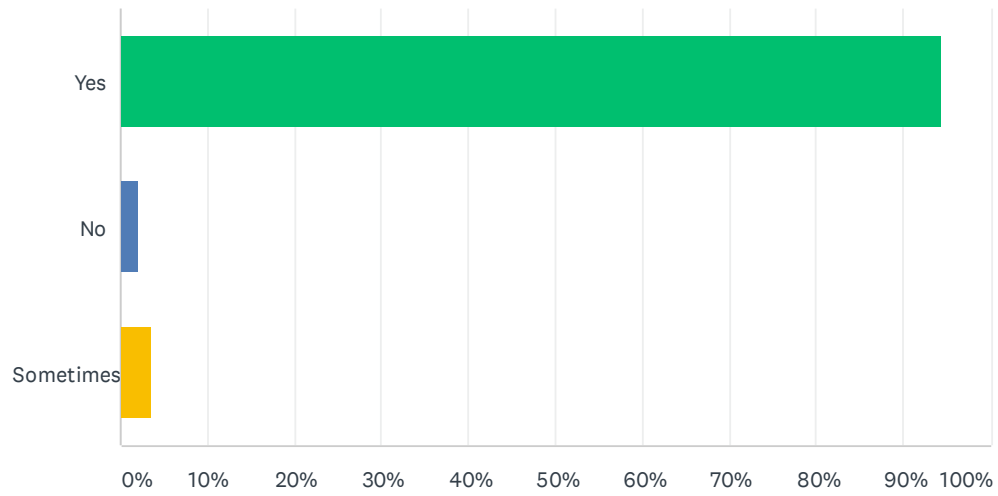
Answered: 195 Skipped: 0



ANSWER CHOICES	RESPONSES	
English	58.46%	114
Spanish	0.00%	0
Amharic	23.08%	45
Chinese	0.00%	0
Korean	0.00%	0
Tagalog	0.00%	0
Tigrinya	12.82%	25
Vietnamese	0.00%	0
Other	5.64%	11
TOTAL		195

Q8 Do you receive information from your child’s school and the school district in a language you understand?

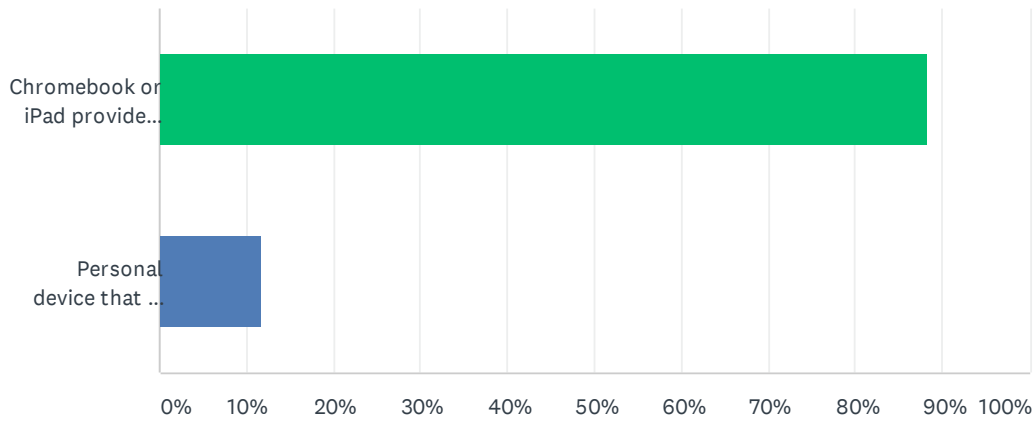
Answered: 194 Skipped: 1



ANSWER CHOICES		RESPONSES	
Yes		94.33%	183
No		2.06%	4
Sometimes		3.61%	7
TOTAL			194

Q9 Is your child using a school-issued or personal Chromebook or iPad for remote learning?

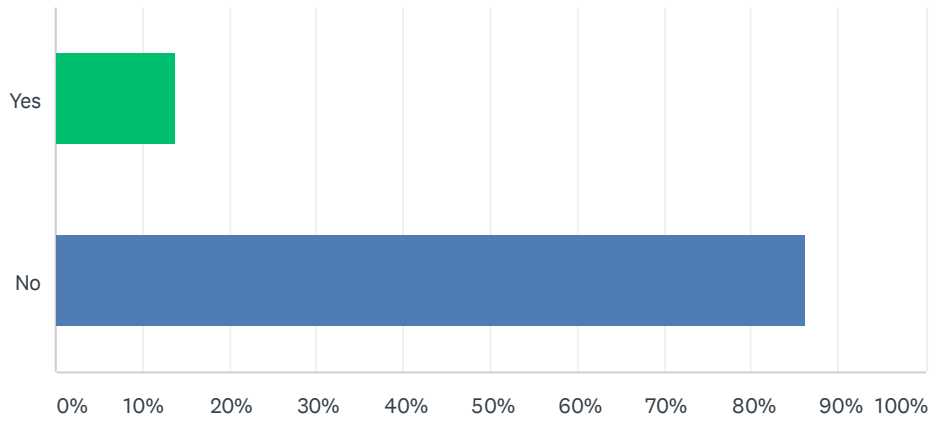
Answered: 195 Skipped: 0



ANSWER CHOICES	RESPONSES	
Chromebook or iPad provided by their school/district	88.21%	172
Personal device that we own	11.79%	23
TOTAL		195

Q10 Did you check out a WiFi hotspot from your school or district?

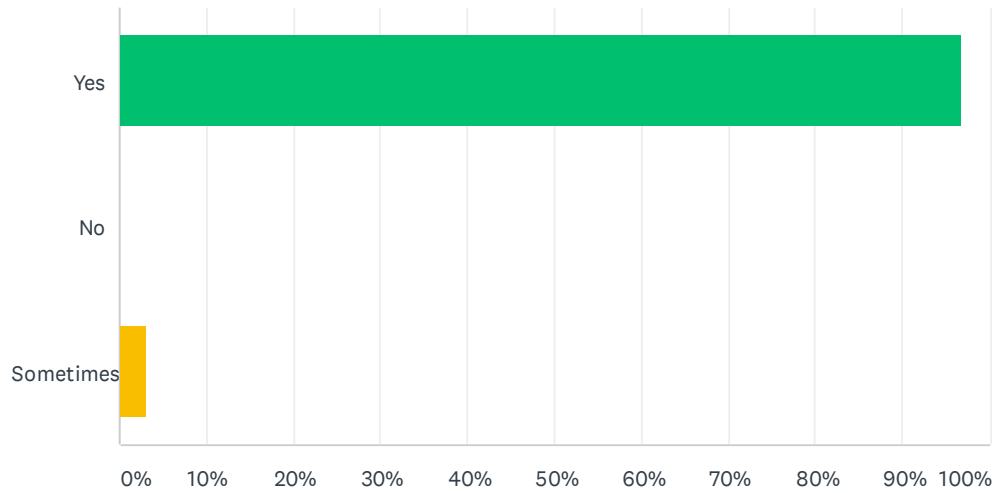
Answered: 195 Skipped: 0



ANSWER CHOICES	RESPONSES
Yes	13.85% 27
No	86.15% 168
TOTAL	195

Q11 Is your child currently able to access the internet for remote learning?

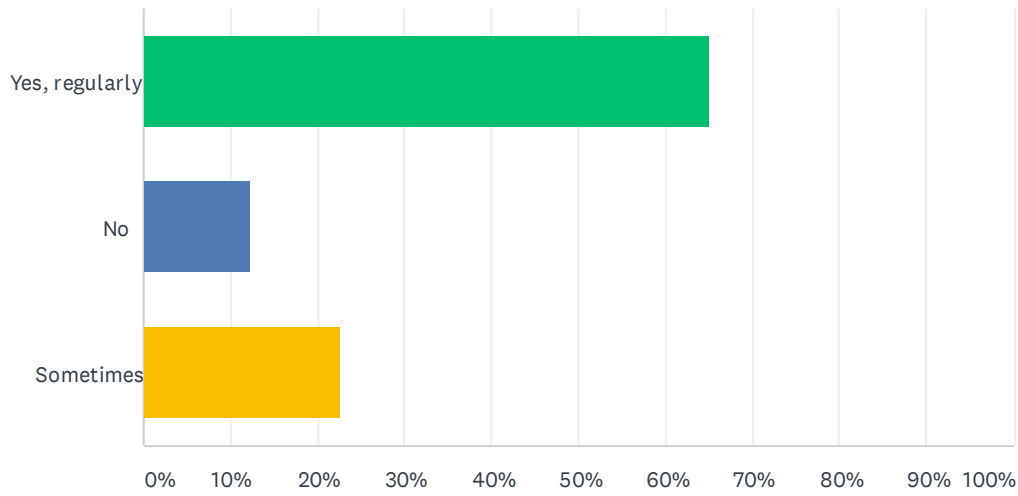
Answered: 195 Skipped: 0



ANSWER CHOICES	RESPONSES	
Yes	96.92%	189
No	0.00%	0
Sometimes	3.08%	6
TOTAL		195

Q12 Do you use the parent/guardian Canvas or Seesaw app or website to monitor/support your child's schoolwork?

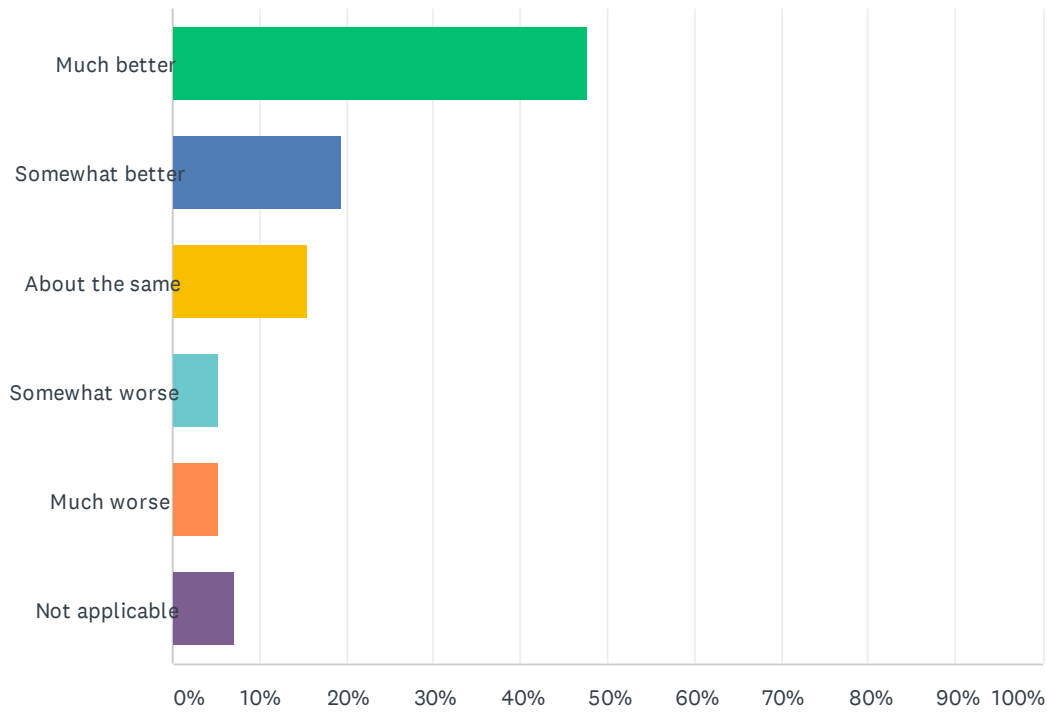
Answered: 195 Skipped: 0



ANSWER CHOICES		RESPONSES	
Yes, regularly		65.13%	127
No		12.31%	24
Sometimes		22.56%	44
TOTAL			195

Q13 Compared to your child’s remote learning experience in the spring, your child’s learning experience this fall has been:

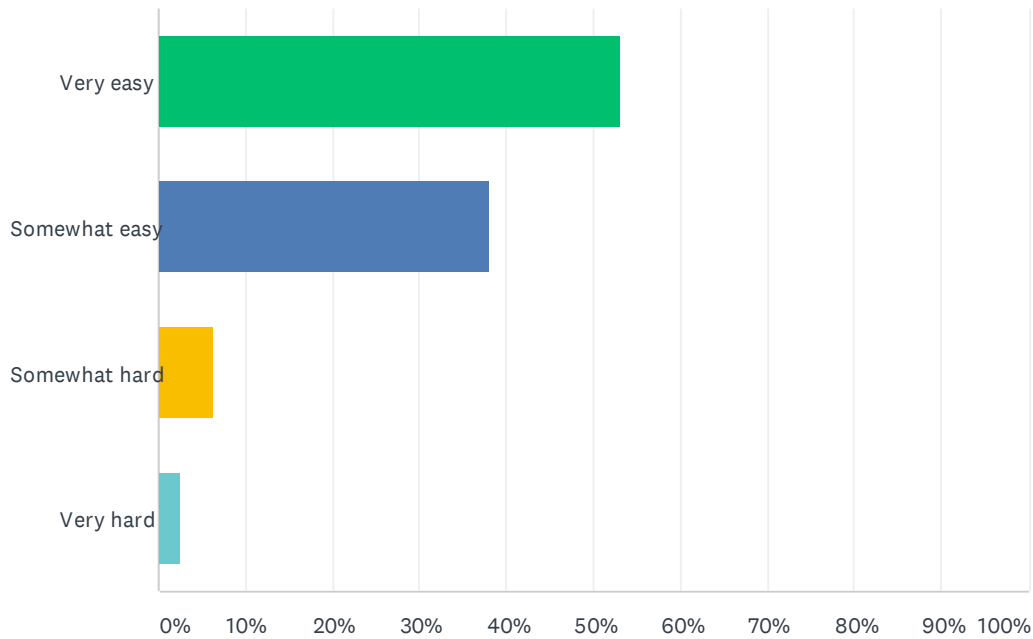
Answered: 195 Skipped: 0



ANSWER CHOICES	RESPONSES	
Much better	47.69%	93
Somewhat better	19.49%	38
About the same	15.38%	30
Somewhat worse	5.13%	10
Much worse	5.13%	10
Not applicable	7.18%	14
TOTAL		195

Q14 How easy or hard has it been for your child to find their class links, such as ClassLink, Canvas, Seesaw or Zoom?

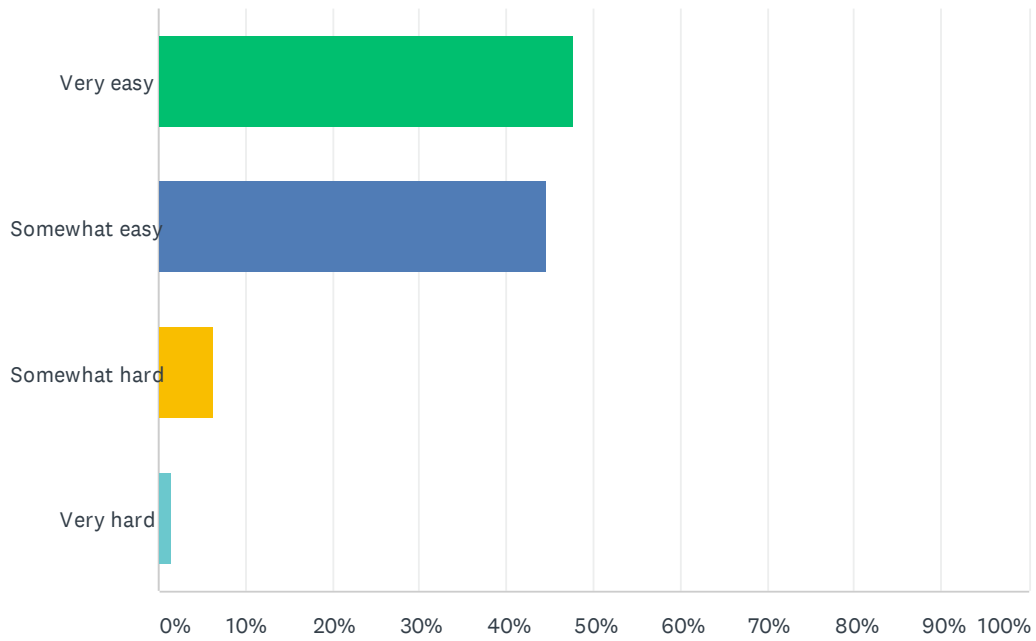
Answered: 194 Skipped: 1



ANSWER CHOICES	RESPONSES
Very easy	53.09% 103
Somewhat easy	38.14% 74
Somewhat hard	6.19% 12
Very hard	2.58% 5
TOTAL	194

Q15 How easy or hard has it been for your child to find their class assignments?

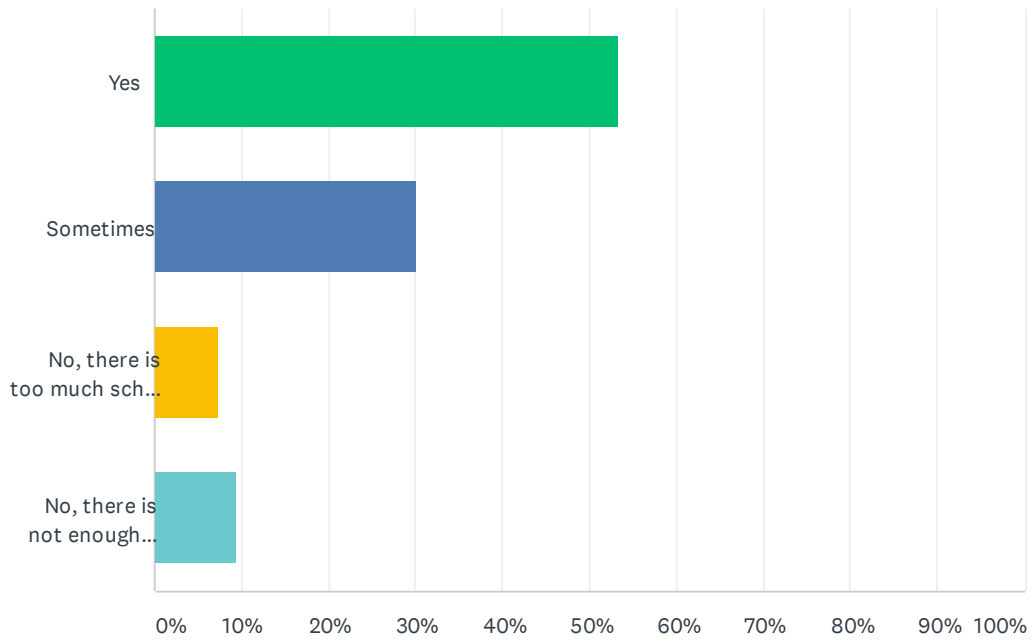
Answered: 193 Skipped: 2



ANSWER CHOICES	RESPONSES	
Very easy	47.67%	92
Somewhat easy	44.56%	86
Somewhat hard	6.22%	12
Very hard	1.55%	3
TOTAL		193

Q16 Do you feel your child has an appropriate level of school work in the current remote learning model?

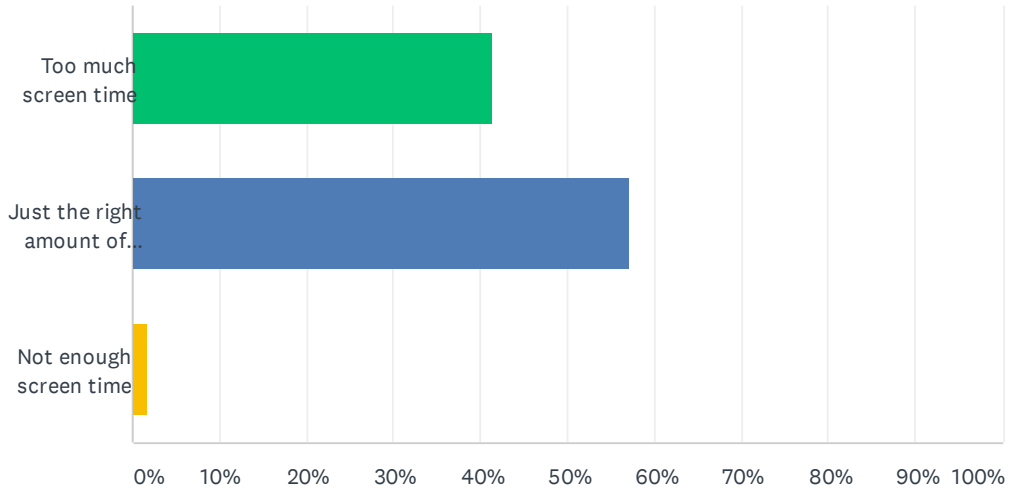
Answered: 193 Skipped: 2



ANSWER CHOICES	RESPONSES	
Yes	53.37%	103
Sometimes	30.05%	58
No, there is too much school work	7.25%	14
No, there is not enough school work	9.33%	18
TOTAL		193

Q17 My child's remote learning schedule requires:

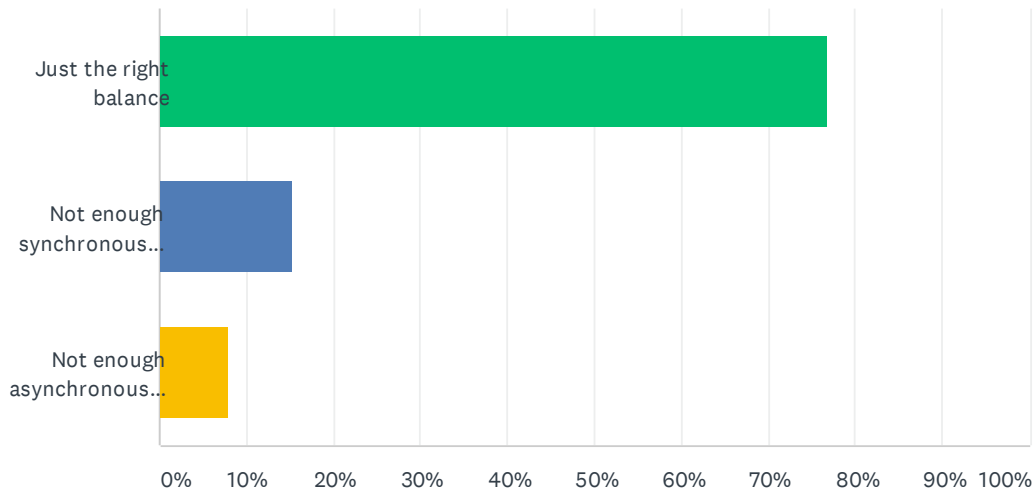
Answered: 191 Skipped: 4



ANSWER CHOICES	RESPONSES	
Too much screen time	41.36%	79
Just the right amount of screen time	57.07%	109
Not enough screen time	1.57%	3
TOTAL		191

Q18 I feel my child’s mix of synchronous (teacher-led) and asynchronous (teacher-directed) time is:

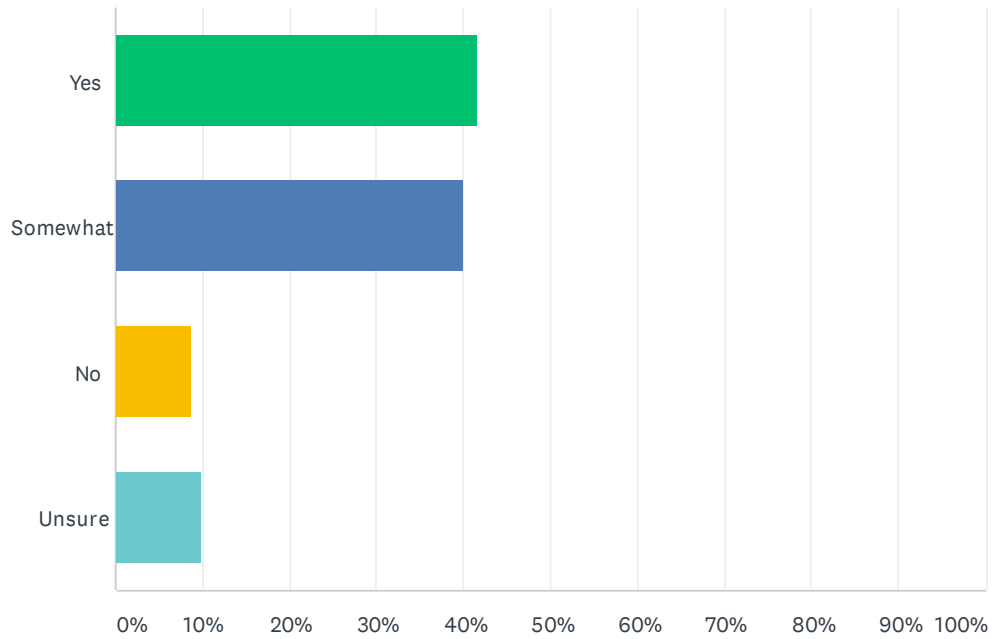
Answered: 189 Skipped: 6



ANSWER CHOICES	RESPONSES	
Just the right balance	76.72%	145
Not enough synchronous time	15.34%	29
Not enough asynchronous time	7.94%	15
TOTAL		189

Q19 I feel my child is progressing in their learning:

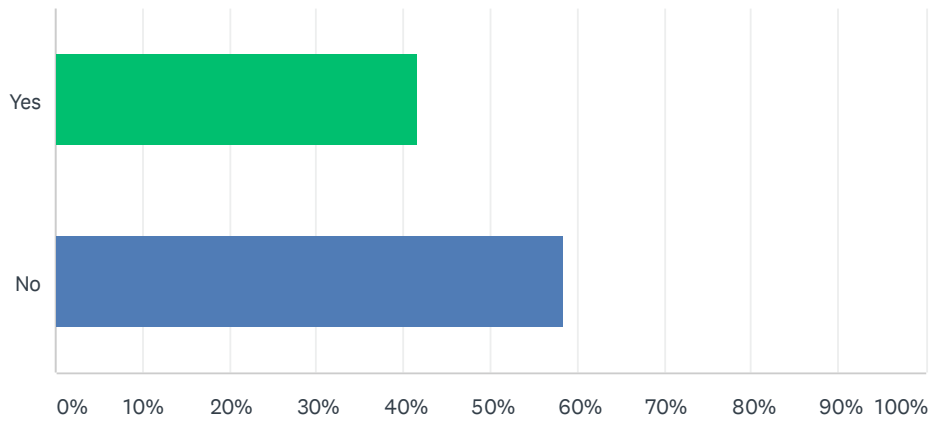
Answered: 195 Skipped: 0



ANSWER CHOICES	RESPONSES	
Yes	41.54%	81
Somewhat	40.00%	78
No	8.72%	17
Unsure	9.74%	19
TOTAL		195

Q20 Have you experienced any technology issues that have prevented your child from accessing their class or learning tools for a period of time?

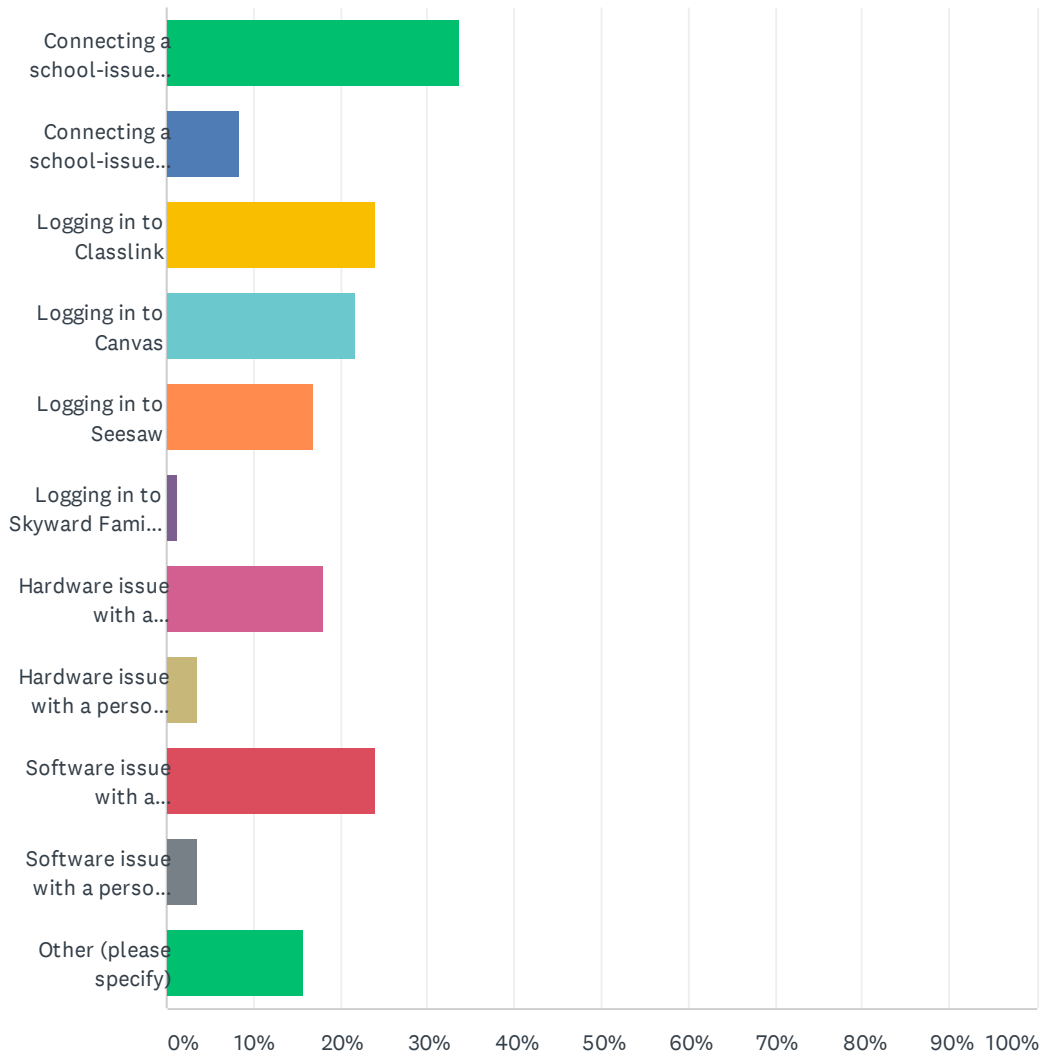
Answered: 195 Skipped: 0



ANSWER CHOICES	RESPONSES	
Yes	41.54%	81
No	58.46%	114
TOTAL		195

Q21 If you answered YES to the previous question, please indicate the type/s of technology issues you or your child has experienced: (select all that apply)

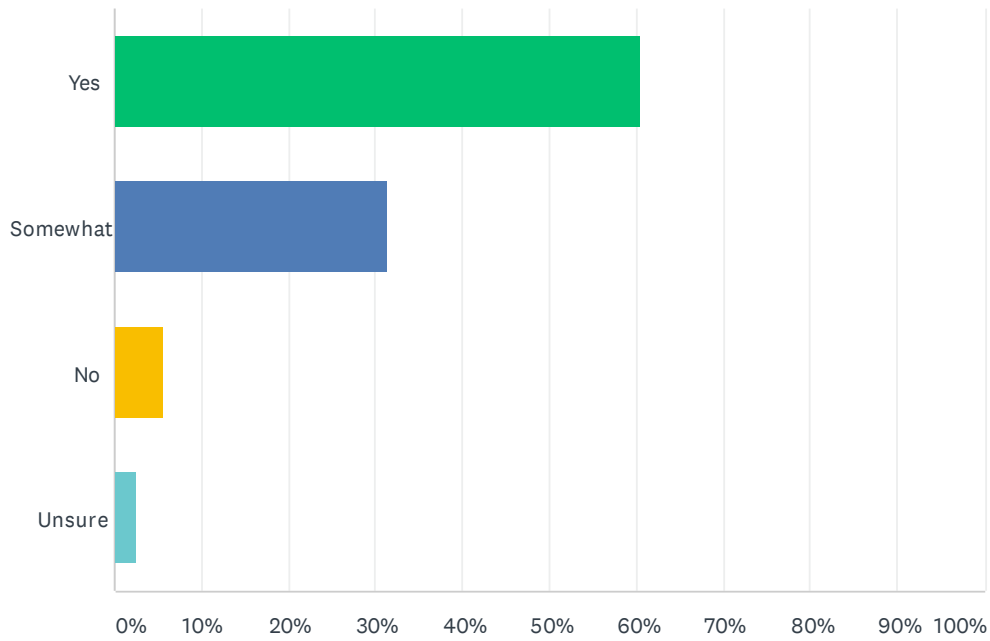
Answered: 83 Skipped: 112



ANSWER CHOICES	RESPONSES	
Connecting a school-issued Chromebook/iPad to home internet	33.73%	28
Connecting a school-issued Chromebook/iPad to a school-issued wifi hotspot	8.43%	7
Logging in to Classlink	24.10%	20
Logging in to Canvas	21.69%	18
Logging in to Seesaw	16.87%	14
Logging in to Skyward Family Access	1.20%	1
Hardware issue with a school-issued Chromebook/iPad	18.07%	15
Hardware issue with a personal computer/device owned by the student or family	3.61%	3
Software issue with a school-issued Chromebook/iPad	24.10%	20
Software issue with a personal computer/device owned by the student or family	3.61%	3
Other (please specify)	15.66%	13
Total Respondents: 83		

Q22 As a parent/guardian, I am provided enough information to support my child with remote learning:

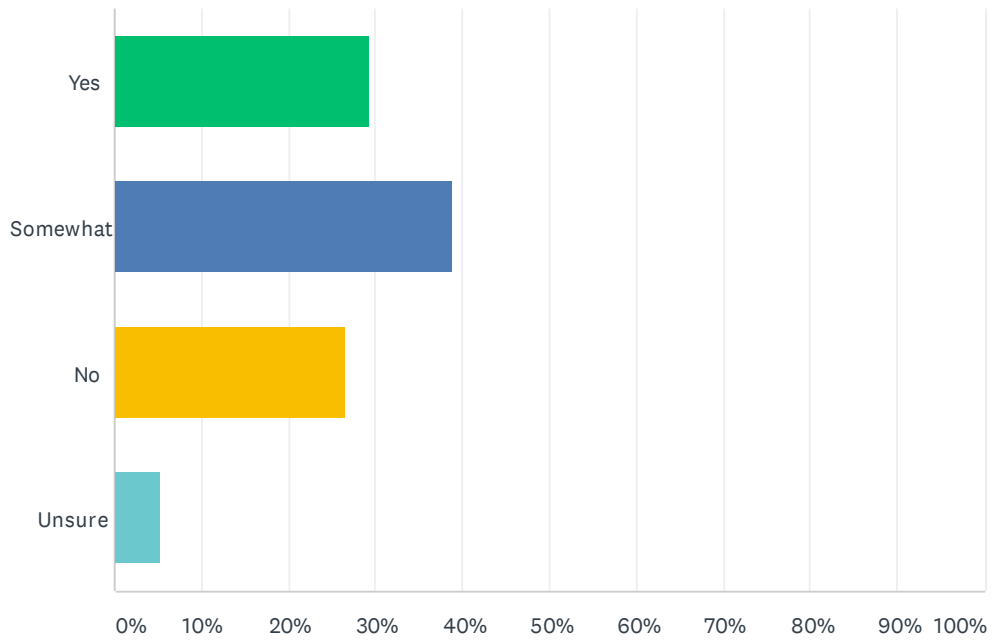
Answered: 195 Skipped: 0



ANSWER CHOICES	RESPONSES	
Yes	60.51%	118
Somewhat	31.28%	61
No	5.64%	11
Unsure	2.56%	5
TOTAL		195

Q23 Do you feel your child’s social and emotional needs are being supported by their school during this period of remote learning?

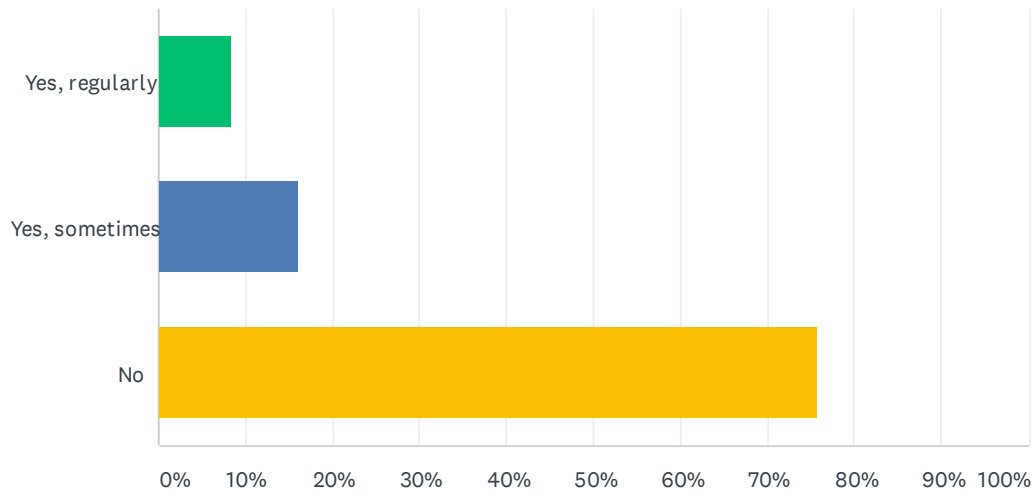
Answered: 195 Skipped: 0



ANSWER CHOICES	RESPONSES	
Yes	29.23%	57
Somewhat	38.97%	76
No	26.67%	52
Unsure	5.13%	10
TOTAL		195

Q24 Has your family accessed school meals during remote learning this fall?

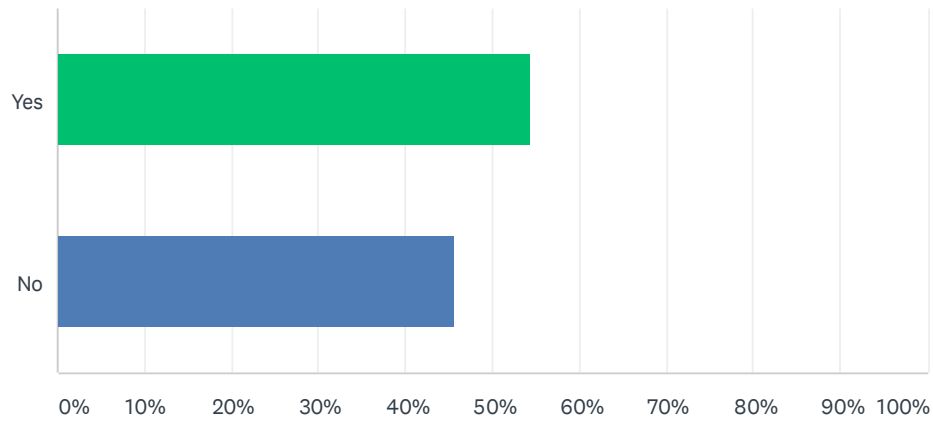
Answered: 193 Skipped: 2



ANSWER CHOICES	RESPONSES	
Yes, regularly	8.29%	16
Yes, sometimes	16.06%	31
No	75.65%	146
TOTAL		193

Q25 Did you attend or watch a recording of one of our Family Academy webinars at the beginning of the school year?

Answered: 193 Skipped: 2



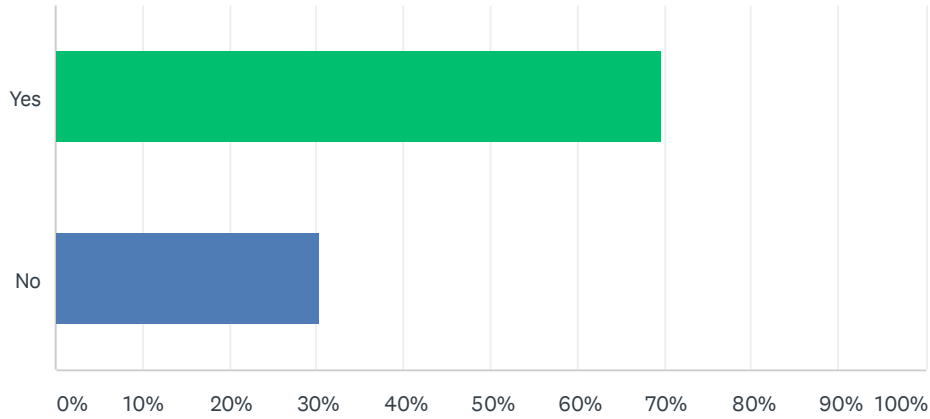
ANSWER CHOICES	RESPONSES	
Yes	54.40%	105
No	45.60%	88
TOTAL		193

Q26 If there is a topic you would like to see covered at a future Family Academy, please include it here.

Answered: 19 Skipped: 176

Q27 Have you accessed the Remote Learning Resources webpage on your school or district website?

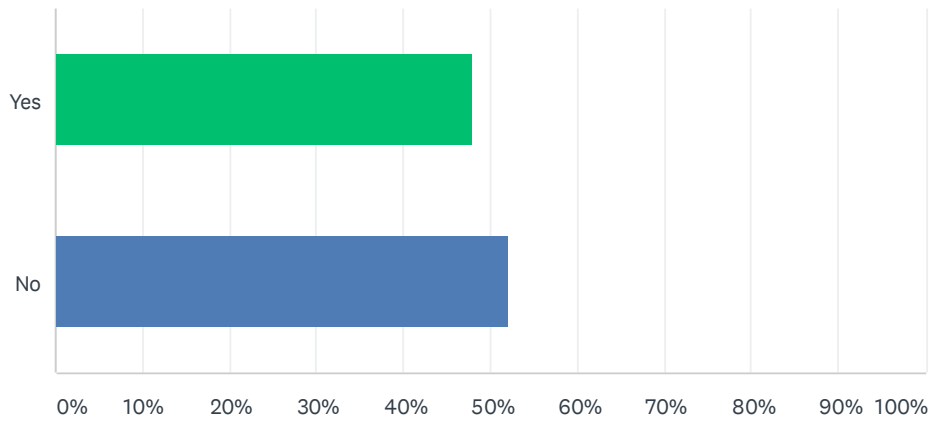
Answered: 195 Skipped: 0



ANSWER CHOICES	RESPONSES	
Yes	69.74%	136
No	30.26%	59
TOTAL		195

Q28 Have you contacted your school regarding any needs your family may have?

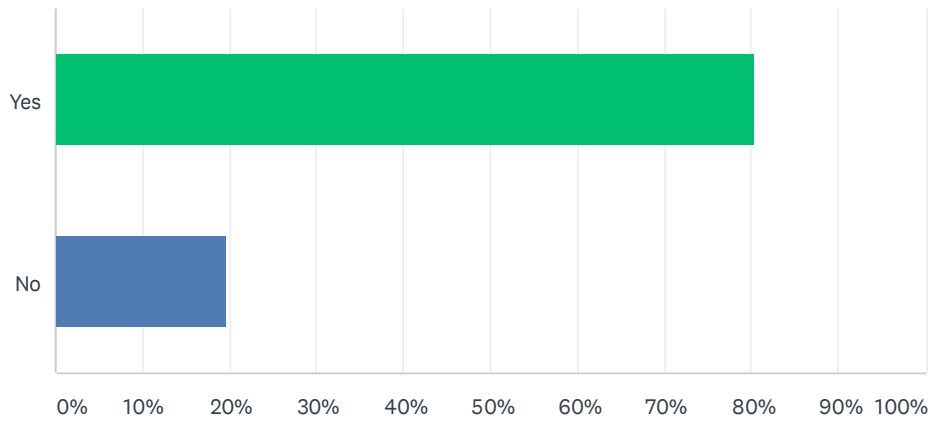
Answered: 194 Skipped: 1



ANSWER CHOICES	RESPONSES	
Yes	47.94%	93
No	52.06%	101
TOTAL		194

Q29 Do you know who to contact at your school if you need resources or support?

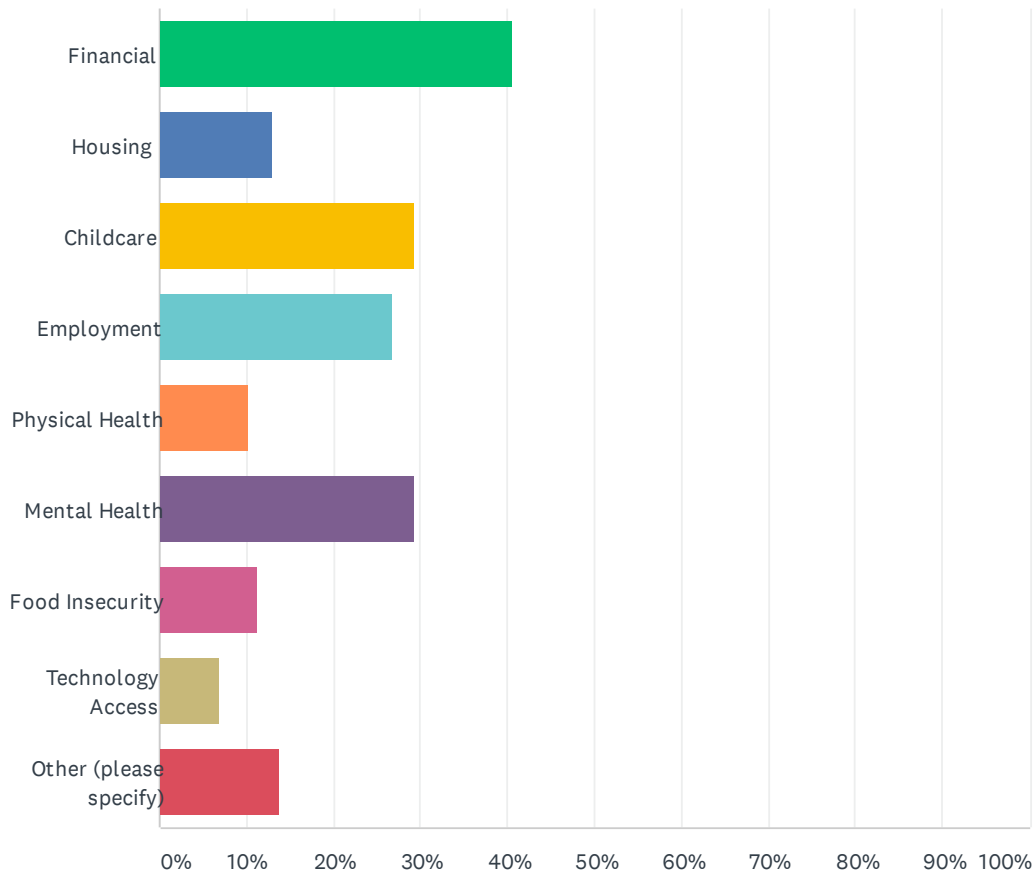
Answered: 193 Skipped: 2



ANSWER CHOICES	RESPONSES	
Yes	80.31%	155
No	19.69%	38
TOTAL		193

Q30 If your family is currently experiencing hardship due to the COVID-19 pandemic, what are those challenges? (select all that apply)

Answered: 116 Skipped: 79



ANSWER CHOICES	RESPONSES	
Financial	40.52%	47
Housing	12.93%	15
Childcare	29.31%	34
Employment	26.72%	31
Physical Health	10.34%	12
Mental Health	29.31%	34
Food Insecurity	11.21%	13
Technology Access	6.90%	8
Other (please specify)	13.79%	16
Total Respondents: 116		