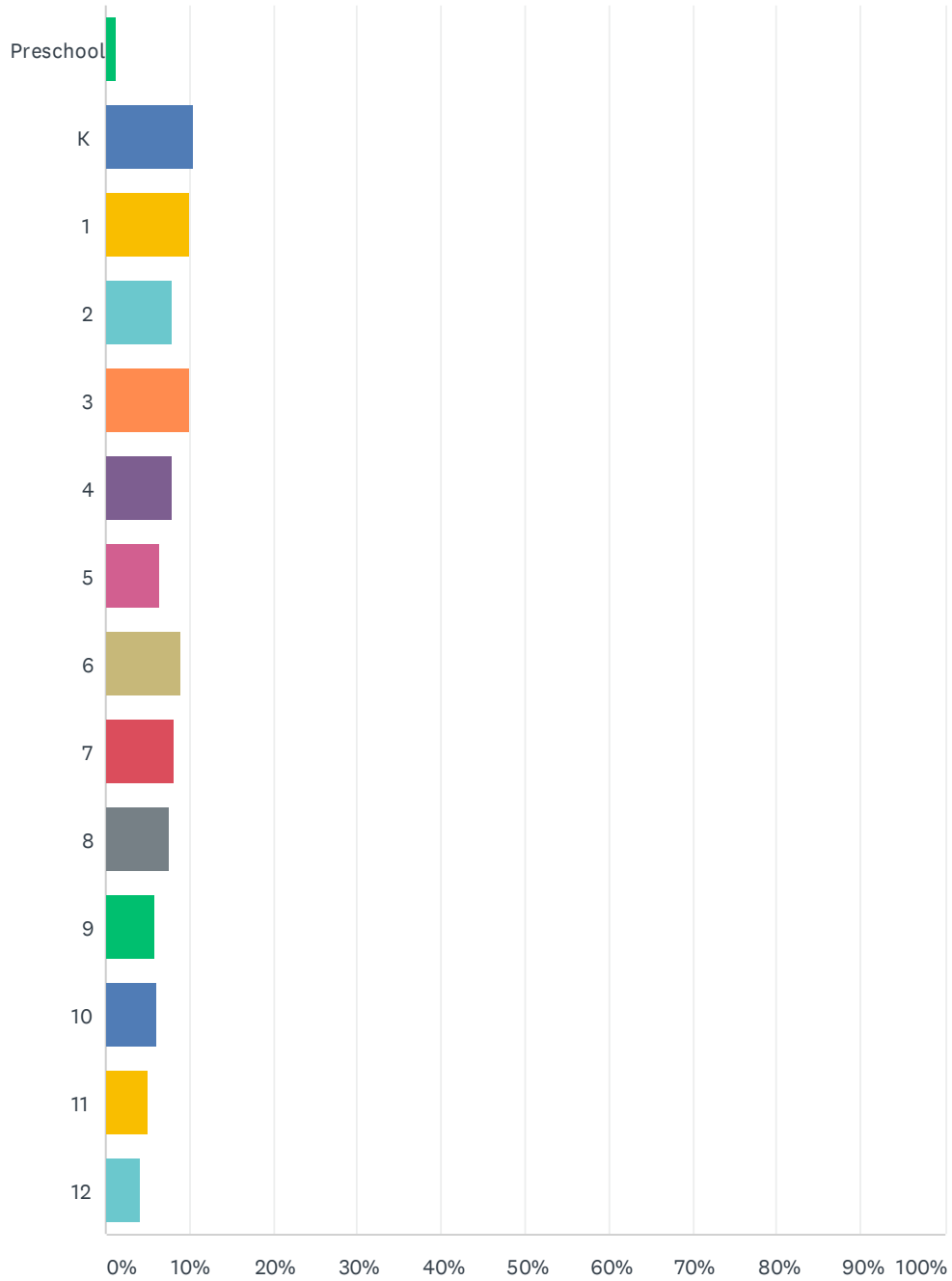


Q1 Please select your child's grade level:

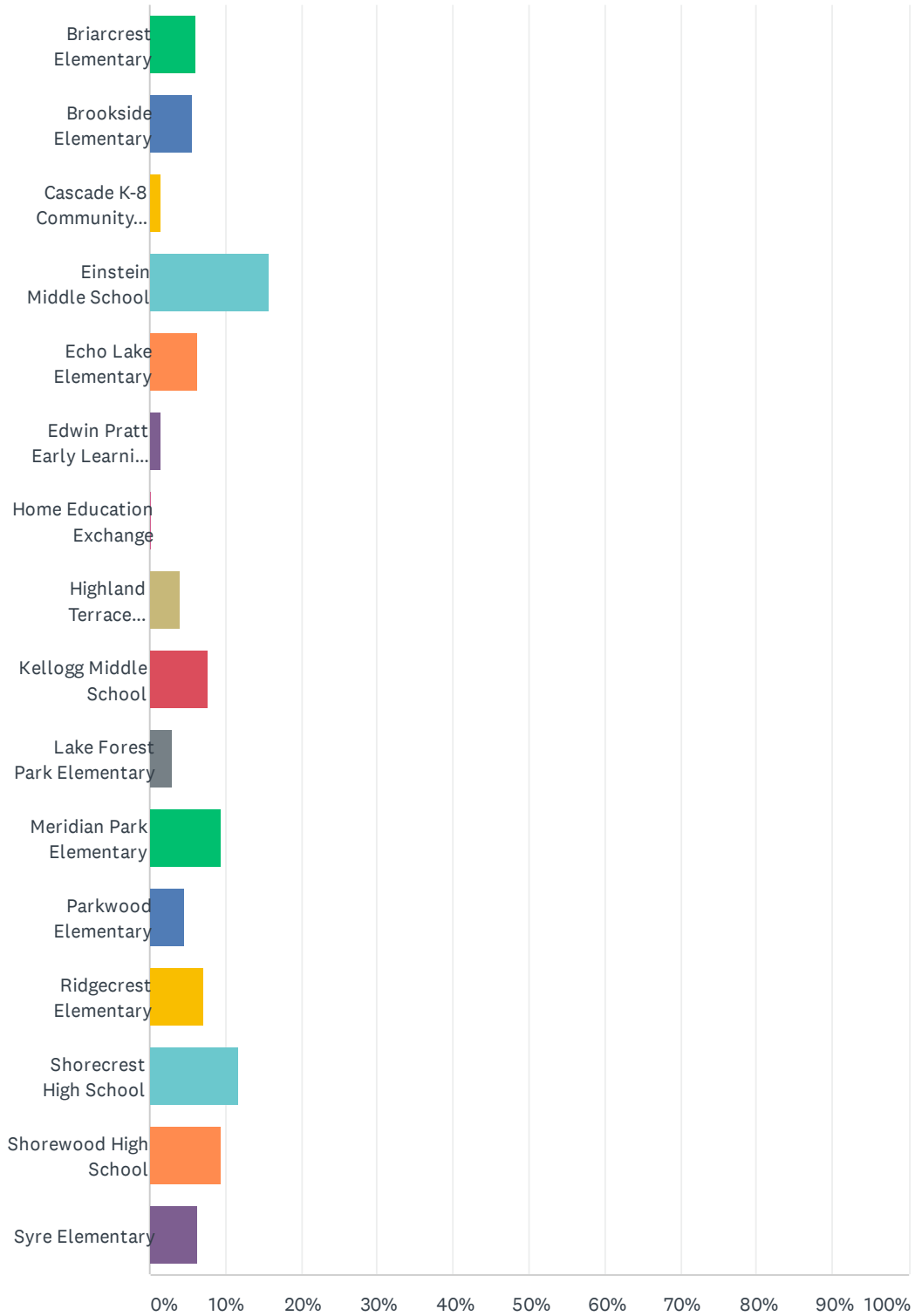
Answered: 414 Skipped: 0



ANSWER CHOICES	RESPONSES	
Preschool	1.21%	5
K	10.39%	43
1	10.14%	42
2	7.97%	33
3	10.14%	42
4	7.97%	33
5	6.52%	27
6	8.94%	37
7	8.21%	34
8	7.49%	31
9	5.80%	24
10	6.04%	25
11	5.07%	21
12	4.11%	17
TOTAL		414

Q2 Which school does your child attend?

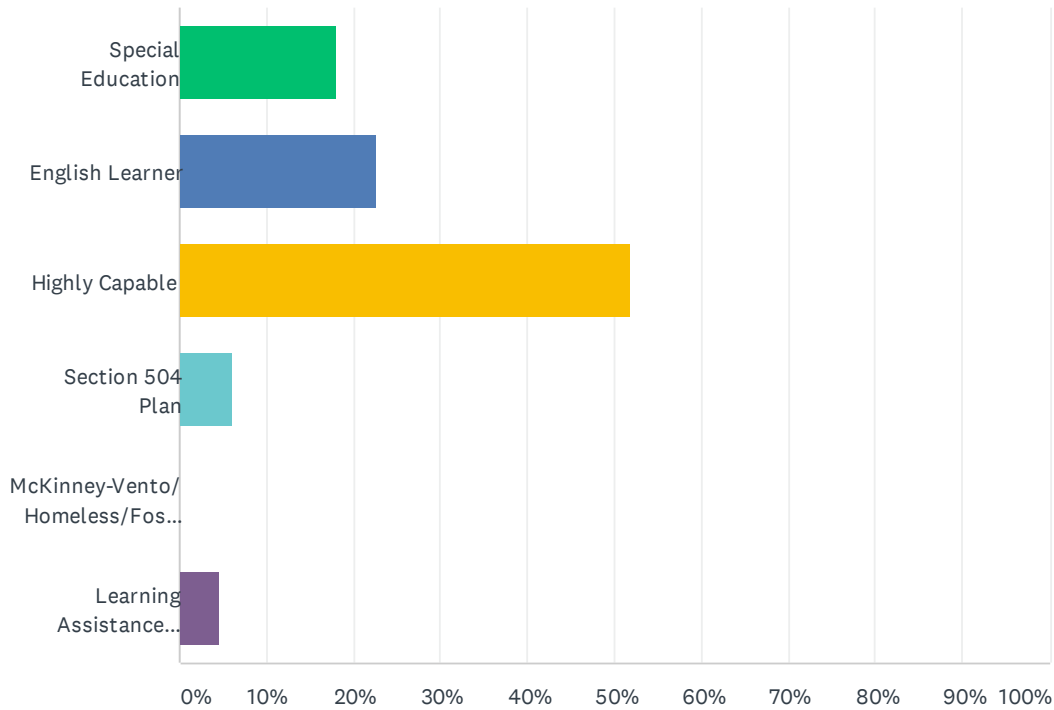
Answered: 412 Skipped: 2



ANSWER CHOICES	RESPONSES	
Briarcrest Elementary	6.07%	25
Brookside Elementary	5.58%	23
Cascade K-8 Community School	1.46%	6
Einstein Middle School	15.78%	65
Echo Lake Elementary	6.31%	26
Edwin Pratt Early Learning Center	1.46%	6
Home Education Exchange	0.24%	1
Highland Terrace Elementary	3.88%	16
Kellogg Middle School	7.77%	32
Lake Forest Park Elementary	2.91%	12
Meridian Park Elementary	9.47%	39
Parkwood Elementary	4.61%	19
Ridgecrest Elementary	7.04%	29
Shorecrest High School	11.65%	48
Shorewood High School	9.47%	39
Syre Elementary	6.31%	26
TOTAL		412

Q3 If your child is in a special program, please select all that apply.

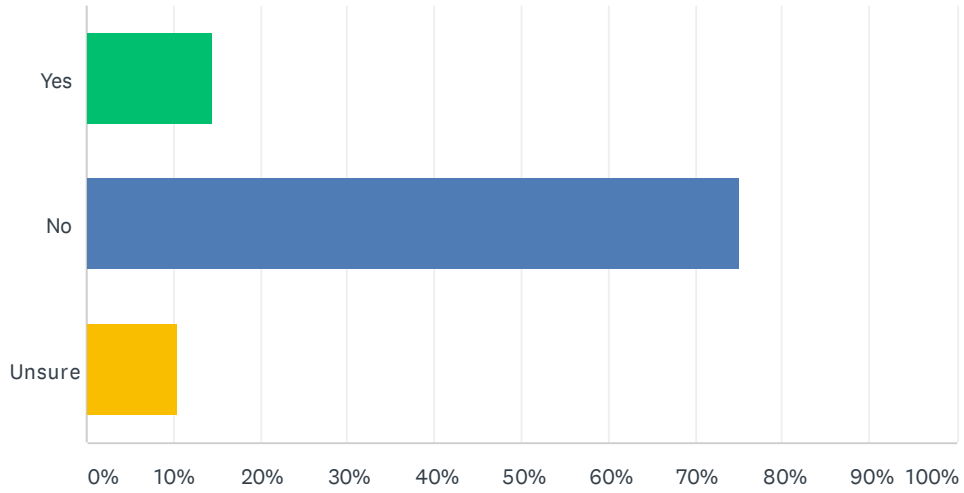
Answered: 133 Skipped: 281



ANSWER CHOICES	RESPONSES	
Special Education	18.05%	24
English Learner	22.56%	30
Highly Capable	51.88%	69
Section 504 Plan	6.02%	8
McKinney-Vento/Homeless/Foster Care	0.00%	0
Learning Assistance Program/Title I	4.51%	6
Total Respondents: 133		

Q4 Does your child qualify for free or reduced-price school meals?

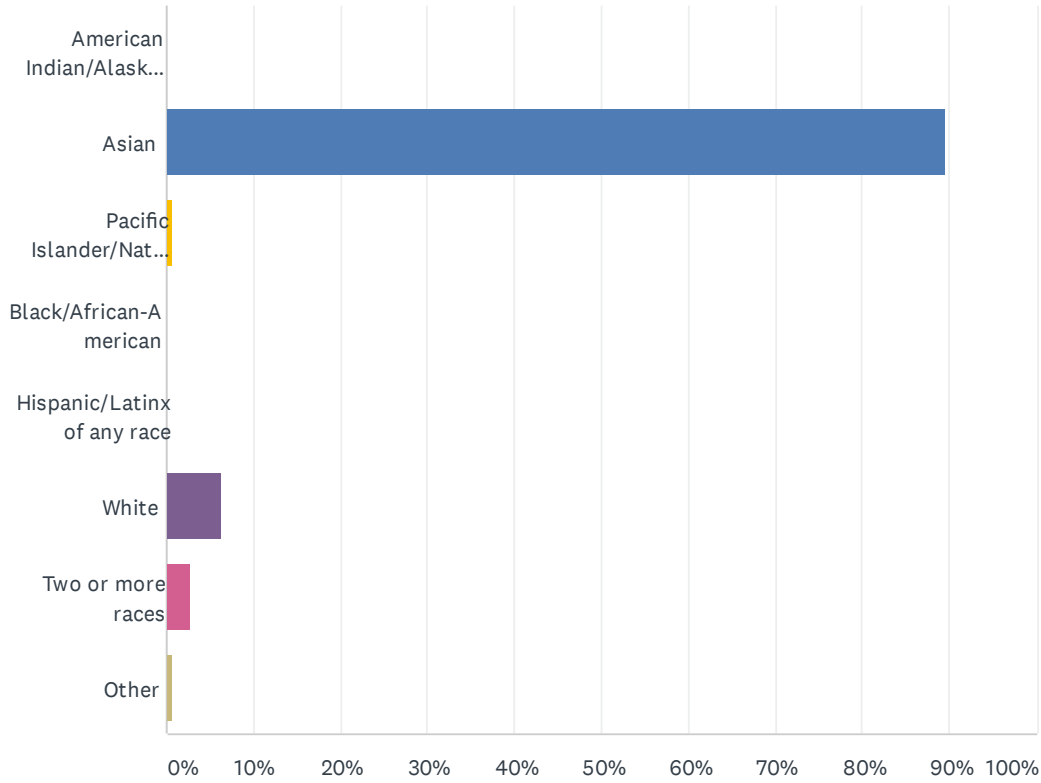
Answered: 409 Skipped: 5



ANSWER CHOICES	RESPONSES	
Yes	14.43%	59
No	75.06%	307
Unsure	10.51%	43
TOTAL		409

Q5 What is your race/ethnic origin?

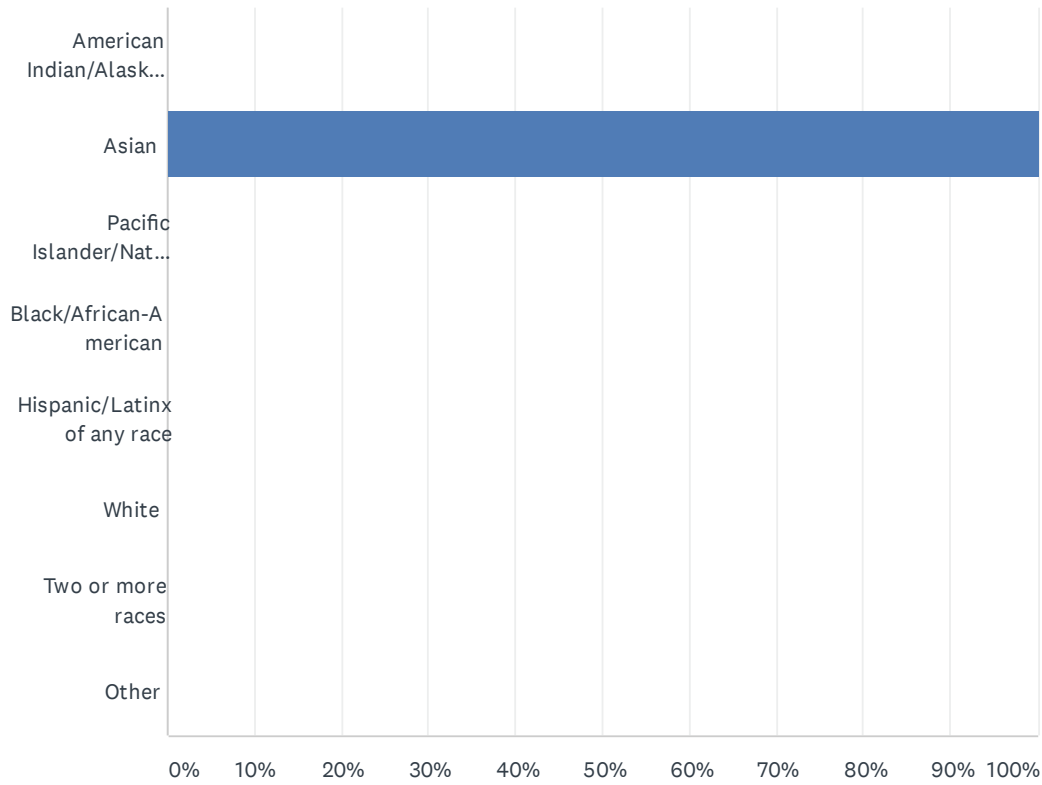
Answered: 414 Skipped: 0



ANSWER CHOICES	RESPONSES
American Indian/Alaskan Native	0.00% 0
Asian	89.61% 371
Pacific Islander/Native Hawaiian	0.72% 3
Black/African-American	0.00% 0
Hispanic/Latinx of any race	0.00% 0
White	6.28% 26
Two or more races	2.66% 11
Other	0.72% 3
TOTAL	414

Q6 What is your child's race/ethnic origin?

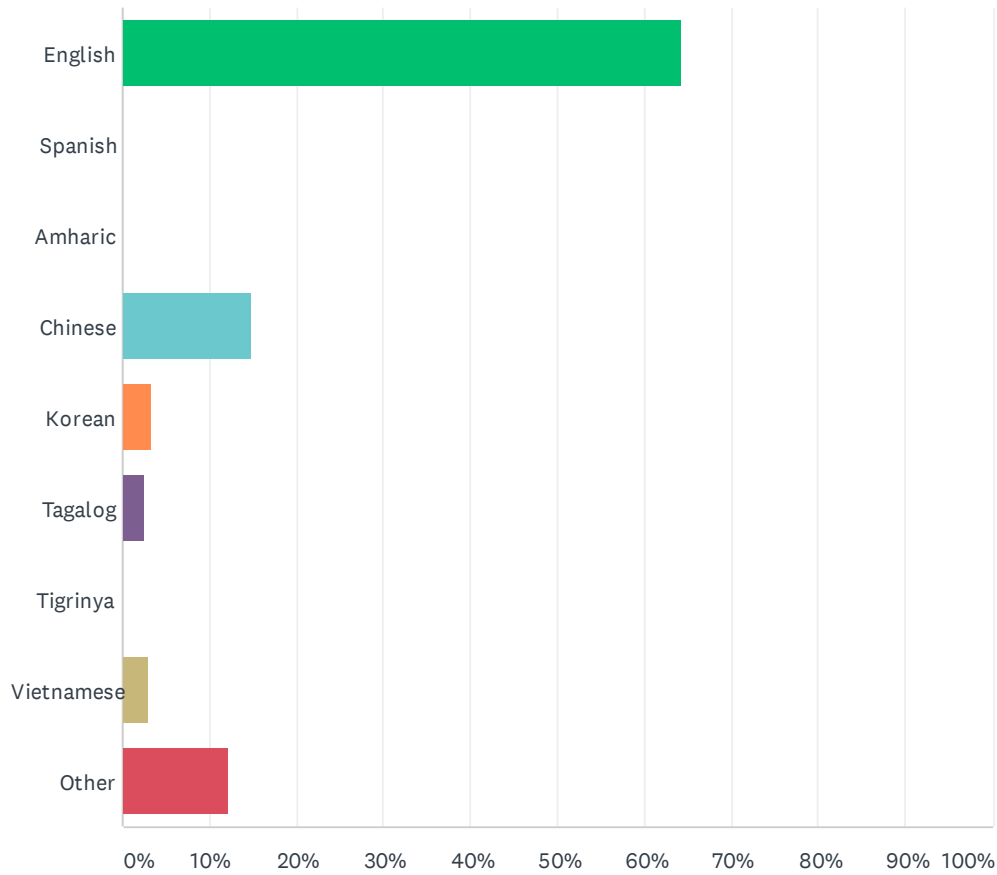
Answered: 414 Skipped: 0



ANSWER CHOICES	RESPONSES	
American Indian/Alaskan Native	0.00%	0
Asian	100.00%	414
Pacific Islander/Native Hawaiian	0.00%	0
Black/African-American	0.00%	0
Hispanic/Latinx of any race	0.00%	0
White	0.00%	0
Two or more races	0.00%	0
Other	0.00%	0
TOTAL		414

Q7 What is your primary home language?

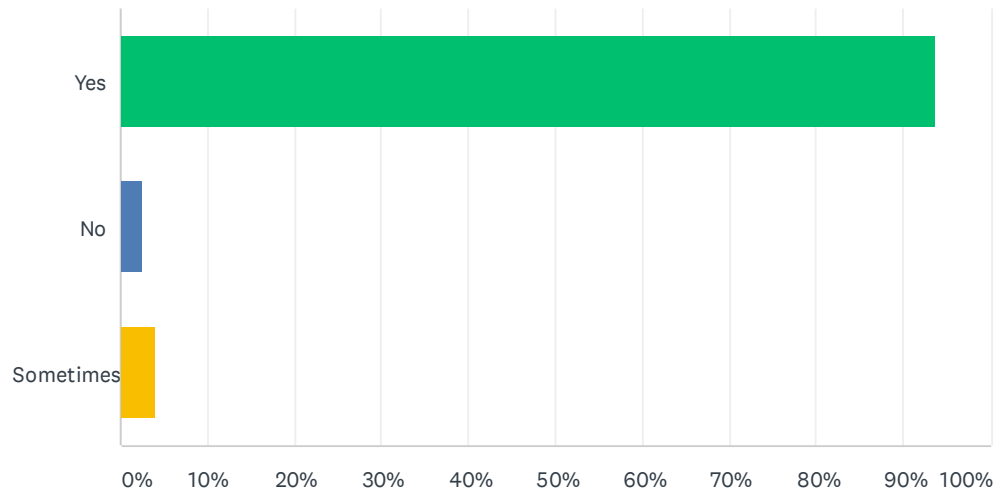
Answered: 411 Skipped: 3



ANSWER CHOICES	RESPONSES	
English	64.23%	264
Spanish	0.00%	0
Amharic	0.00%	0
Chinese	14.84%	61
Korean	3.41%	14
Tagalog	2.43%	10
Tigrinya	0.00%	0
Vietnamese	2.92%	12
Other	12.17%	50
TOTAL		411

Q8 Do you receive information from your child’s school and the school district in a language you understand?

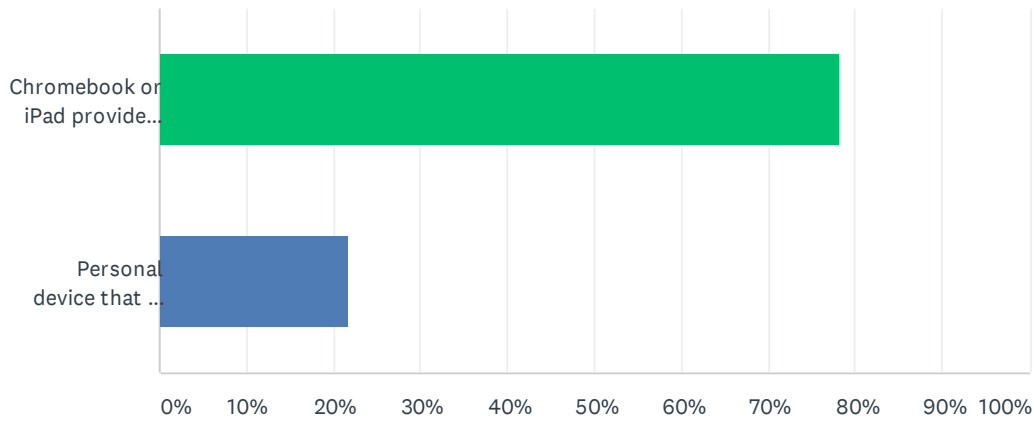
Answered: 413 Skipped: 1



ANSWER CHOICES	RESPONSES	
Yes	93.70%	387
No	2.42%	10
Sometimes	3.87%	16
TOTAL		413

Q9 Is your child using a school-issued or personal Chromebook or iPad for remote learning?

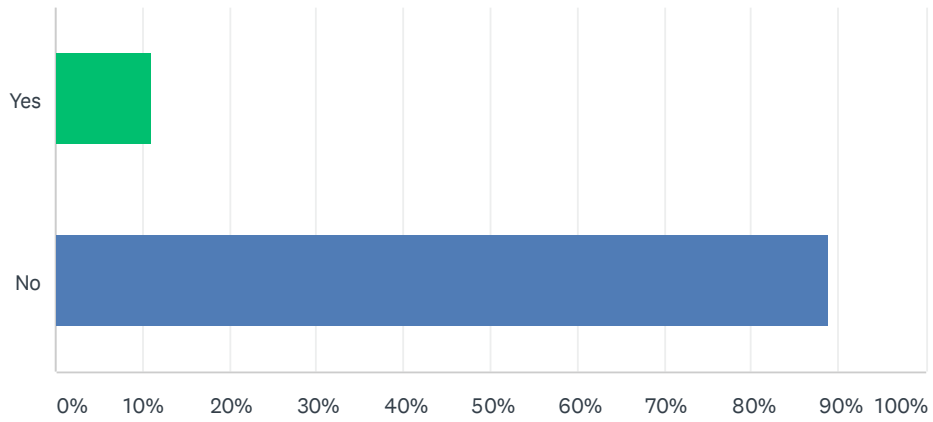
Answered: 412 Skipped: 2



ANSWER CHOICES	RESPONSES	
Chromebook or iPad provided by their school/district	78.16%	322
Personal device that we own	21.84%	90
TOTAL		412

Q10 Did you check out a WiFi hotspot from your school or district?

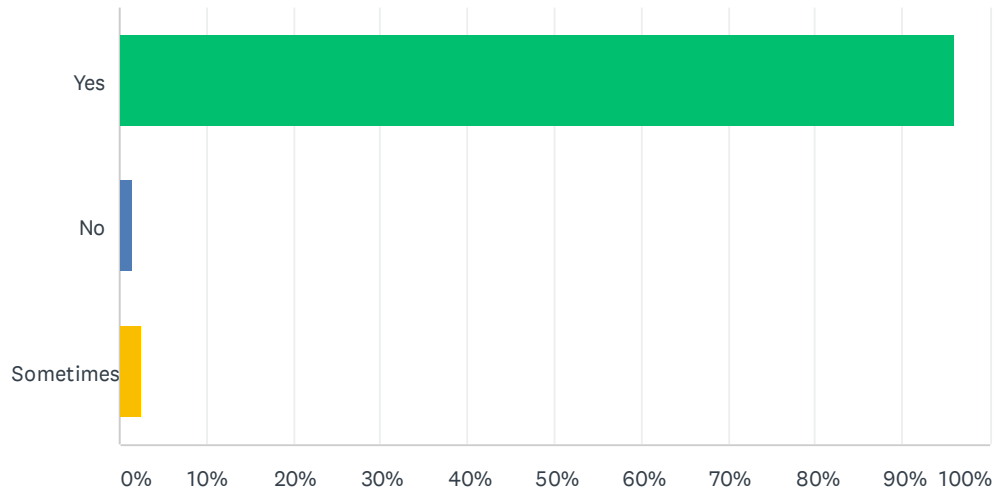
Answered: 411 Skipped: 3



ANSWER CHOICES	RESPONSES	
Yes	11.19%	46
No	88.81%	365
TOTAL		411

Q11 Is your child currently able to access the internet for remote learning?

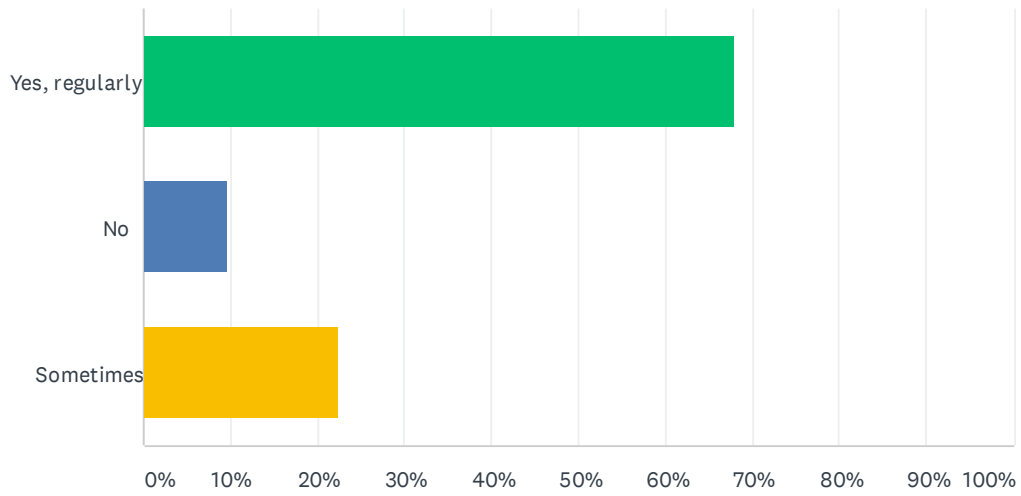
Answered: 413 Skipped: 1



ANSWER CHOICES	RESPONSES	
Yes	96.13%	397
No	1.45%	6
Sometimes	2.42%	10
TOTAL		413

Q12 Do you use the parent/guardian Canvas or Seesaw app or website to monitor/support your child's schoolwork?

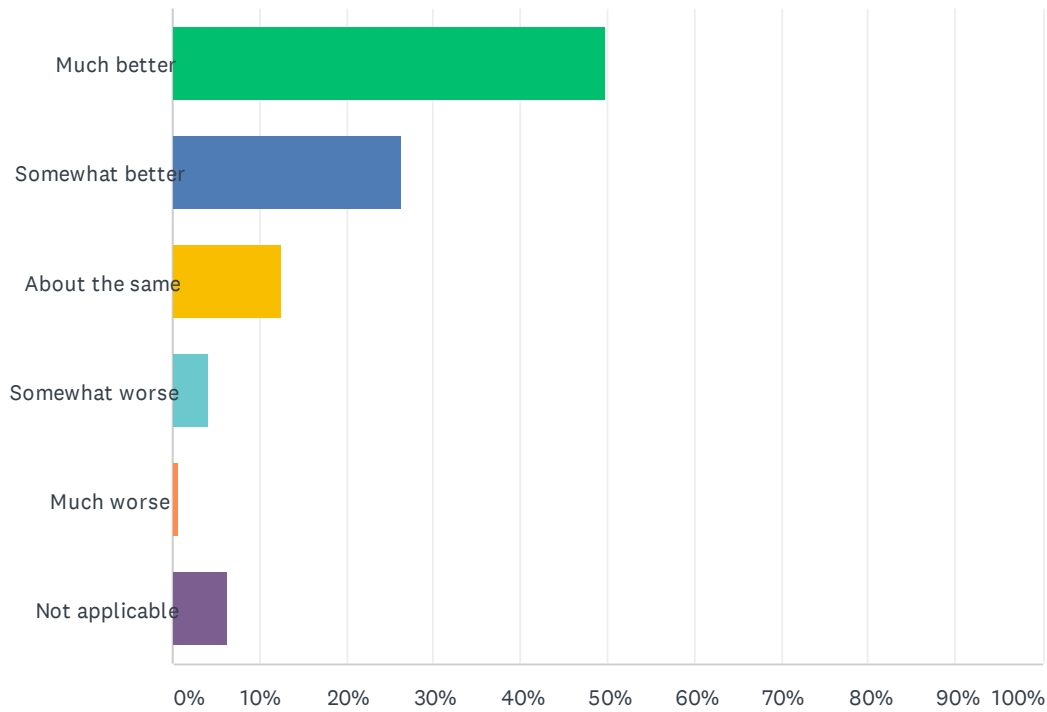
Answered: 412 Skipped: 2



ANSWER CHOICES	RESPONSES
Yes, regularly	67.96% 280
No	9.71% 40
Sometimes	22.33% 92
TOTAL	412

Q13 Compared to your child’s remote learning experience in the spring, your child’s learning experience this fall has been:

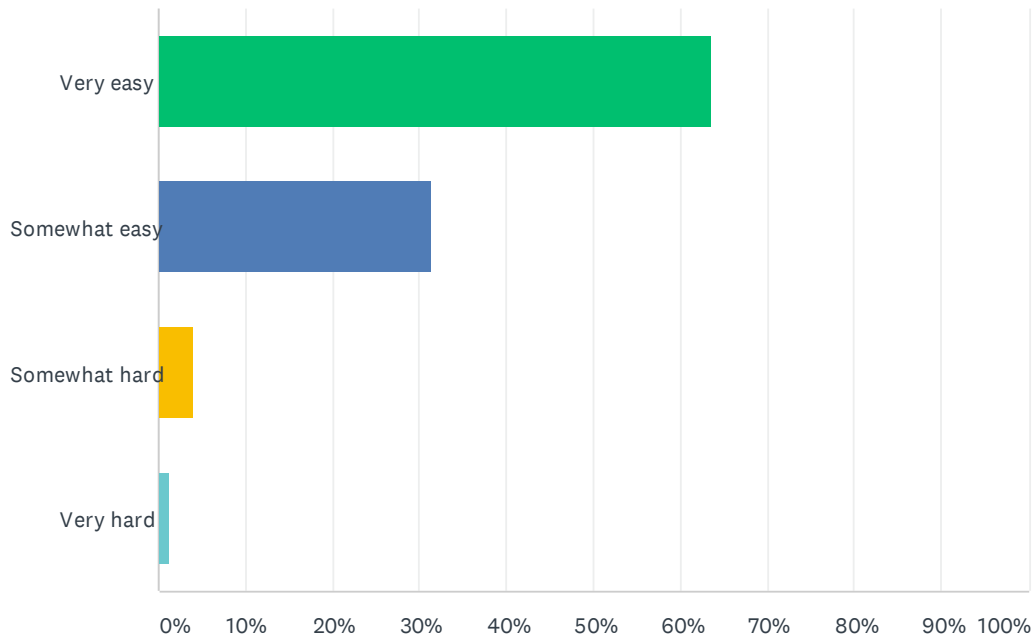
Answered: 412 Skipped: 2



ANSWER CHOICES	RESPONSES	
Much better	49.76%	205
Somewhat better	26.46%	109
About the same	12.62%	52
Somewhat worse	4.13%	17
Much worse	0.73%	3
Not applicable	6.31%	26
TOTAL		412

Q14 How easy or hard has it been for your child to find their class links, such as ClassLink, Canvas, Seesaw or Zoom?

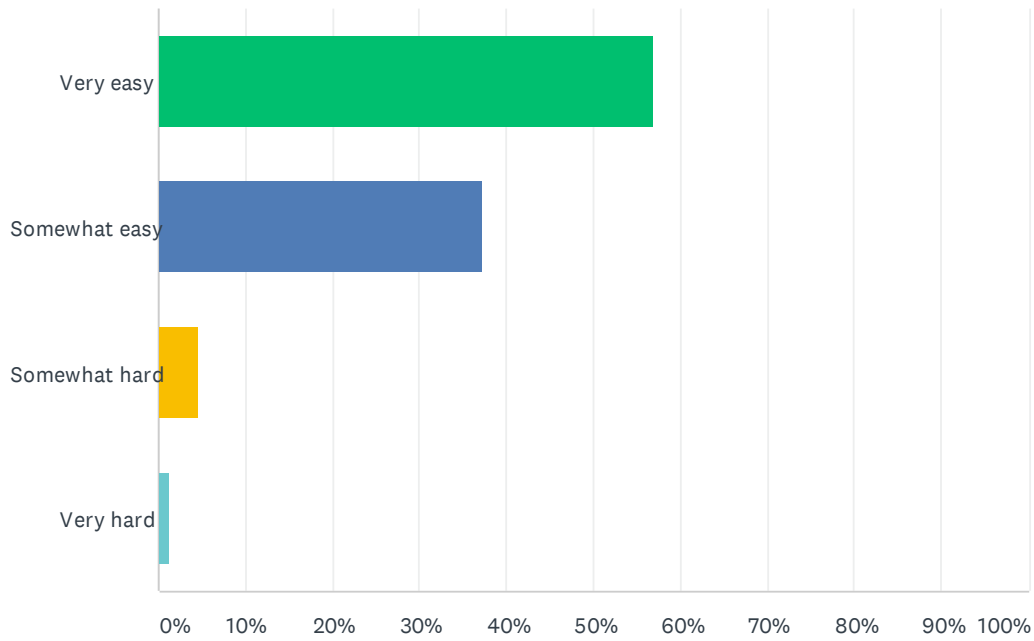
Answered: 411 Skipped: 3



ANSWER CHOICES	RESPONSES	
Very easy	63.50%	261
Somewhat easy	31.39%	129
Somewhat hard	3.89%	16
Very hard	1.22%	5
TOTAL		411

Q15 How easy or hard has it been for your child to find their class assignments?

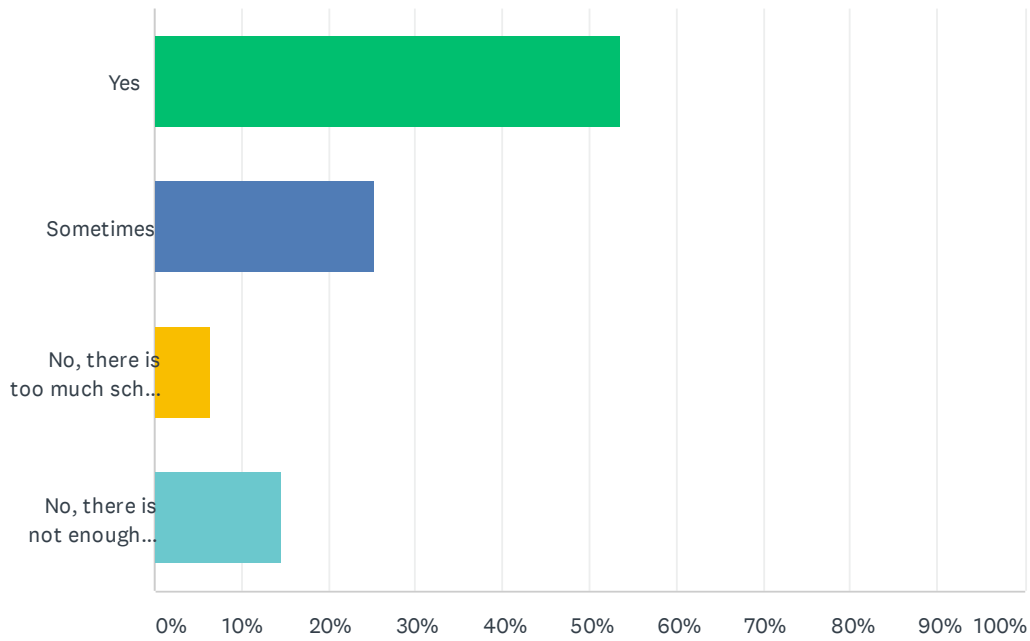
Answered: 413 Skipped: 1



ANSWER CHOICES	RESPONSES	
Very easy	56.90%	235
Somewhat easy	37.29%	154
Somewhat hard	4.60%	19
Very hard	1.21%	5
TOTAL		413

Q16 Do you feel your child has an appropriate level of school work in the current remote learning model?

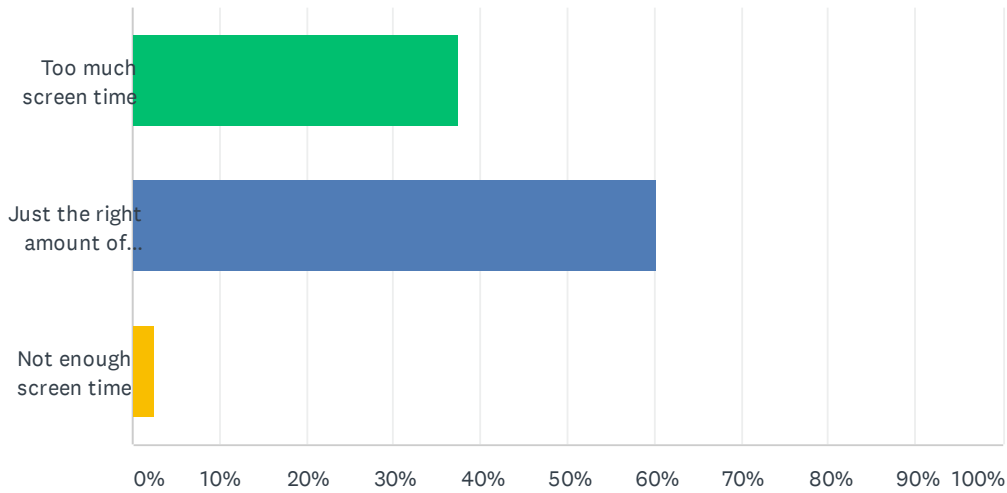
Answered: 412 Skipped: 2



ANSWER CHOICES	RESPONSES	
Yes	53.64%	221
Sometimes	25.24%	104
No, there is too much school work	6.55%	27
No, there is not enough school work	14.56%	60
TOTAL		412

Q17 My child's remote learning schedule requires:

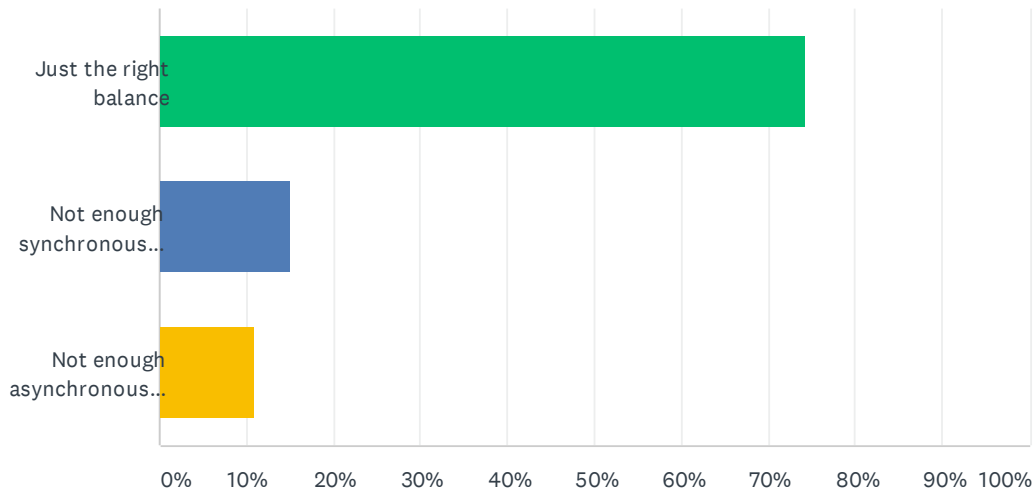
Answered: 412 Skipped: 2



ANSWER CHOICES	RESPONSES	
Too much screen time	37.38%	154
Just the right amount of screen time	60.19%	248
Not enough screen time	2.43%	10
TOTAL		412

Q18 I feel my child’s mix of synchronous (teacher-led) and asynchronous (teacher-directed) time is:

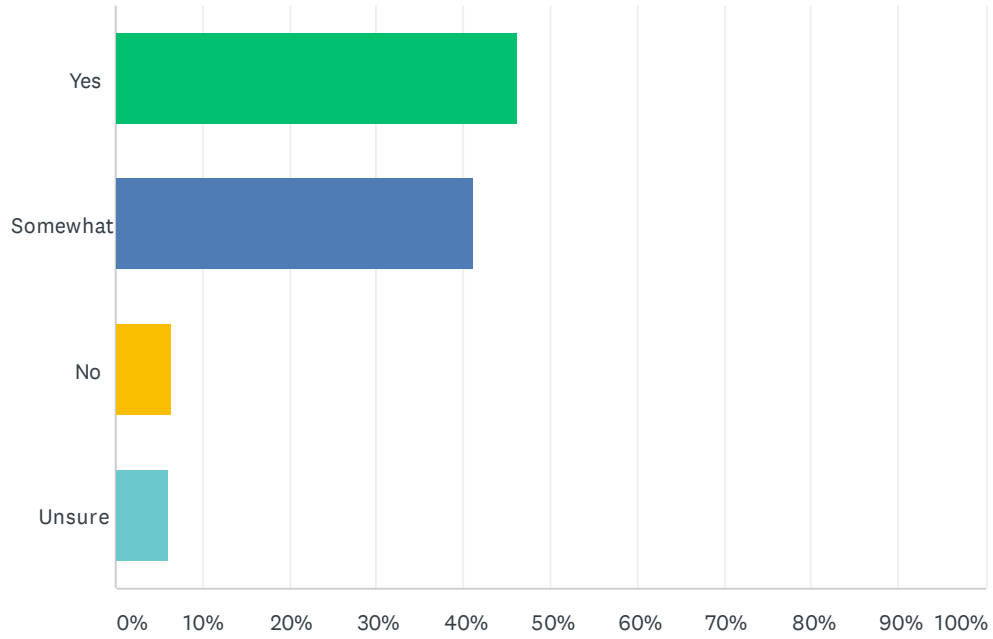
Answered: 407 Skipped: 7



ANSWER CHOICES	RESPONSES	
Just the right balance	74.20%	302
Not enough synchronous time	14.99%	61
Not enough asynchronous time	10.81%	44
TOTAL		407

Q19 I feel my child is progressing in their learning:

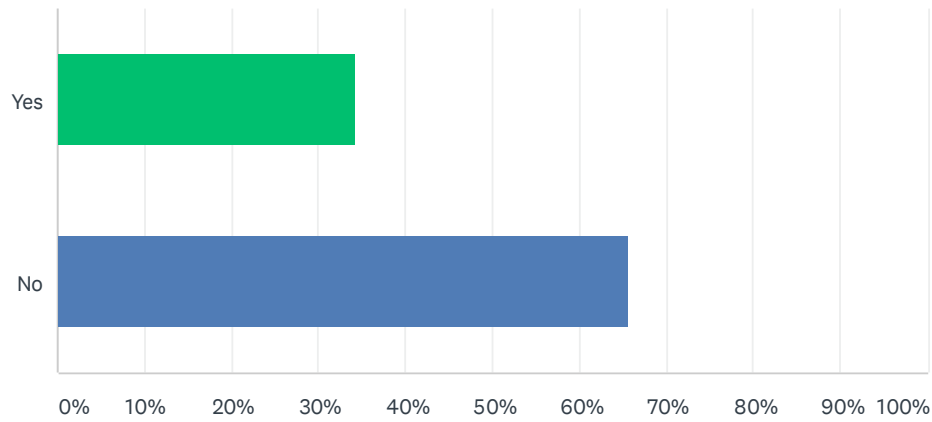
Answered: 413 Skipped: 1



ANSWER CHOICES	RESPONSES	
Yes	46.25%	191
Somewhat	41.16%	170
No	6.54%	27
Unsure	6.05%	25
TOTAL		413

Q20 Have you experienced any technology issues that have prevented your child from accessing their class or learning tools for a period of time?

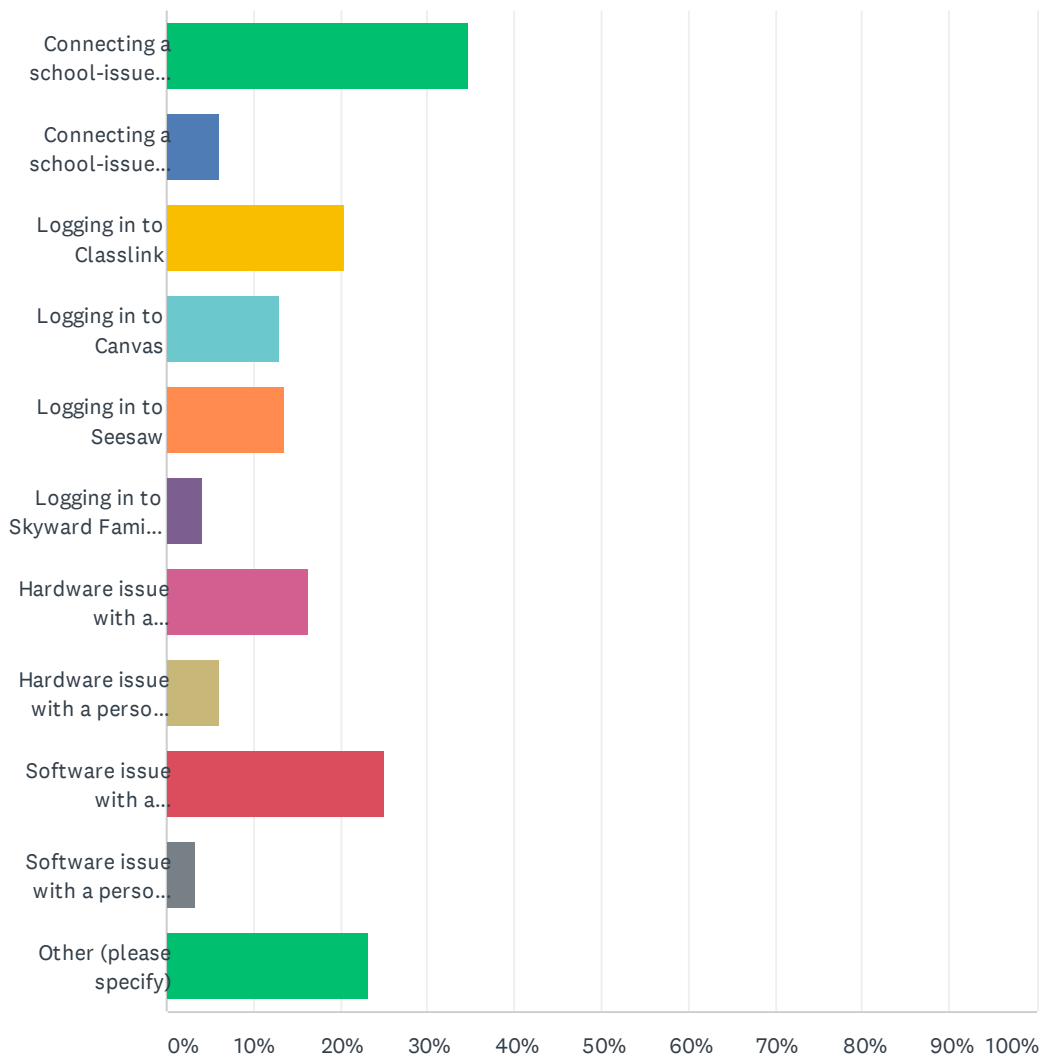
Answered: 413 Skipped: 1



ANSWER CHOICES	RESPONSES	
Yes	34.38%	142
No	65.62%	271
TOTAL		413

Q21 If you answered YES to the previous question, please indicate the type/s of technology issues you or your child has experienced: (select all that apply)

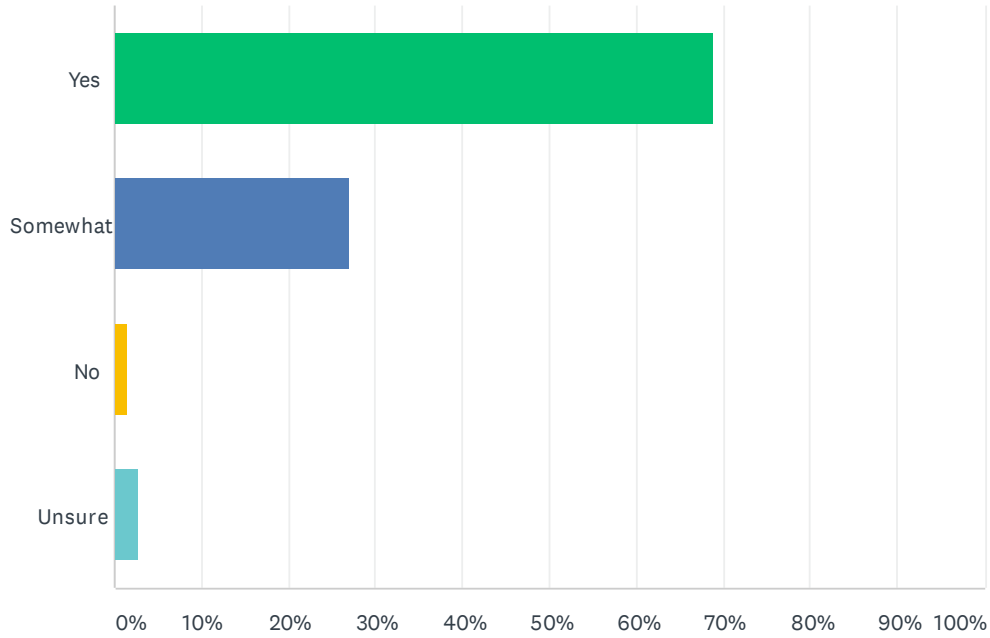
Answered: 147 Skipped: 267



ANSWER CHOICES	RESPONSES	
Connecting a school-issued Chromebook/iPad to home internet	34.69%	51
Connecting a school-issued Chromebook/iPad to a school-issued wifi hotspot	6.12%	9
Logging in to Classlink	20.41%	30
Logging in to Canvas	12.93%	19
Logging in to Seesaw	13.61%	20
Logging in to Skyward Family Access	4.08%	6
Hardware issue with a school-issued Chromebook/iPad	16.33%	24
Hardware issue with a personal computer/device owned by the student or family	6.12%	9
Software issue with a school-issued Chromebook/iPad	25.17%	37
Software issue with a personal computer/device owned by the student or family	3.40%	5
Other (please specify)	23.13%	34
Total Respondents: 147		

Q22 As a parent/guardian, I am provided enough information to support my child with remote learning:

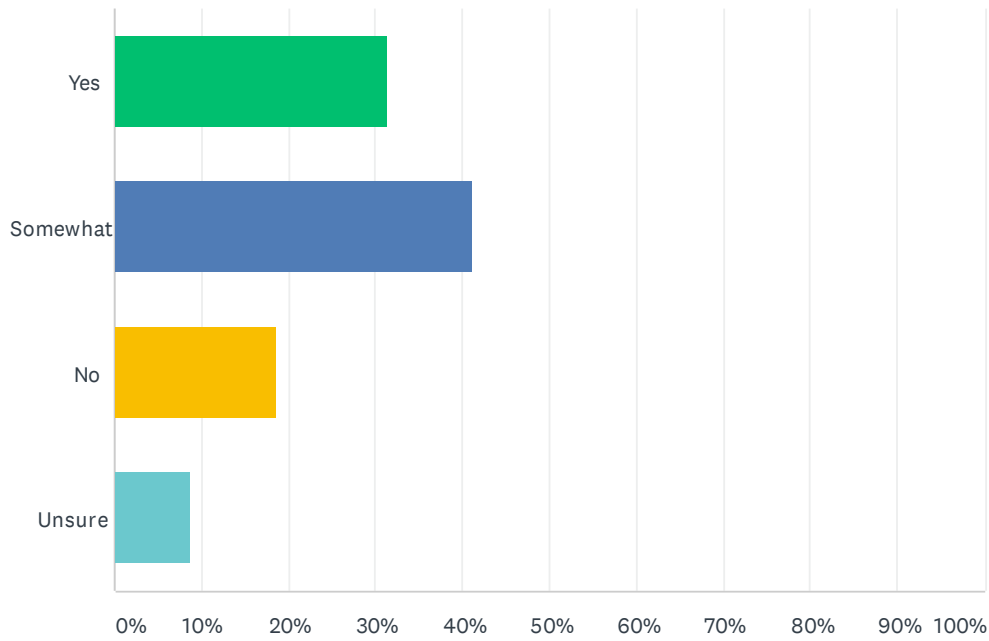
Answered: 412 Skipped: 2



ANSWER CHOICES	RESPONSES	
Yes	68.93%	284
Somewhat	26.94%	111
No	1.46%	6
Unsure	2.67%	11
TOTAL		412

Q23 Do you feel your child’s social and emotional needs are being supported by their school during this period of remote learning?

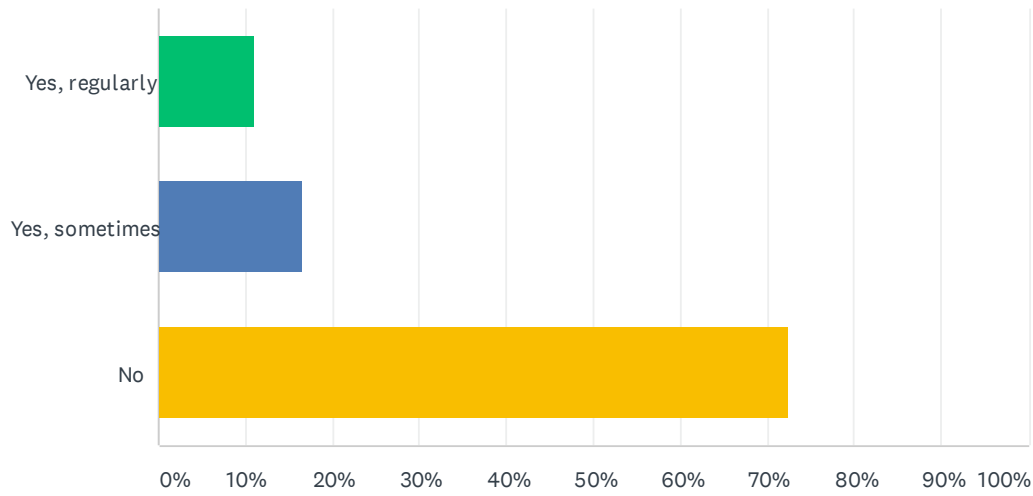
Answered: 413 Skipped: 1



ANSWER CHOICES	RESPONSES	
Yes	31.48%	130
Somewhat	41.16%	170
No	18.64%	77
Unsure	8.72%	36
TOTAL		413

Q24 Has your family accessed school meals during remote learning this fall?

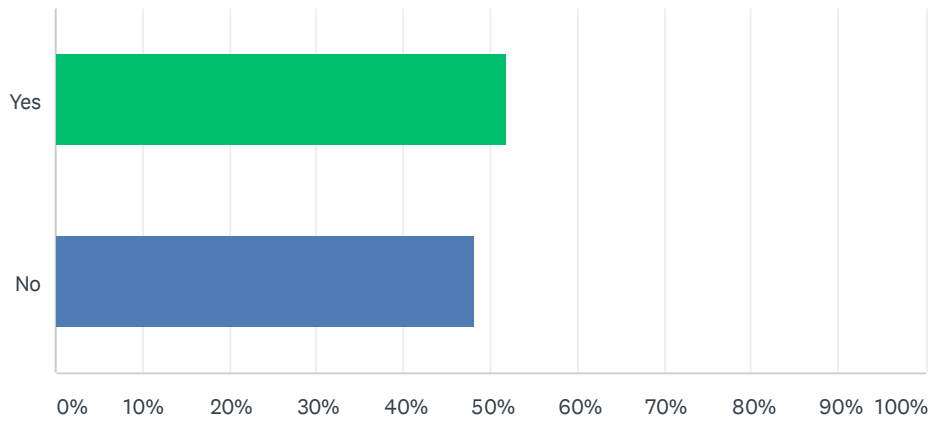
Answered: 412 Skipped: 2



ANSWER CHOICES	RESPONSES	
Yes, regularly	11.17%	46
Yes, sometimes	16.50%	68
No	72.33%	298
TOTAL		412

Q25 Did you attend or watch a recording of one of our Family Academy webinars at the beginning of the school year?

Answered: 412 Skipped: 2



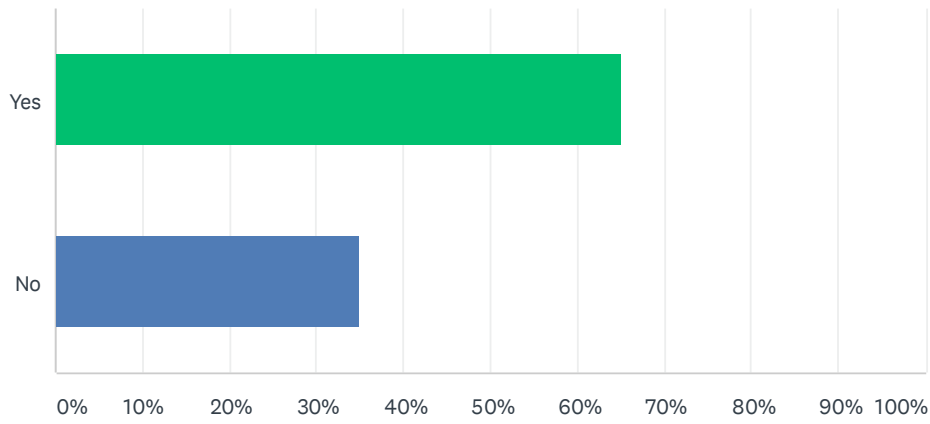
ANSWER CHOICES	RESPONSES	
Yes	51.94%	214
No	48.06%	198
TOTAL		412

Q26 If there is a topic you would like to see covered at a future Family Academy, please include it here.

Answered: 34 Skipped: 380

Q27 Have you accessed the Remote Learning Resources webpage on your school or district website?

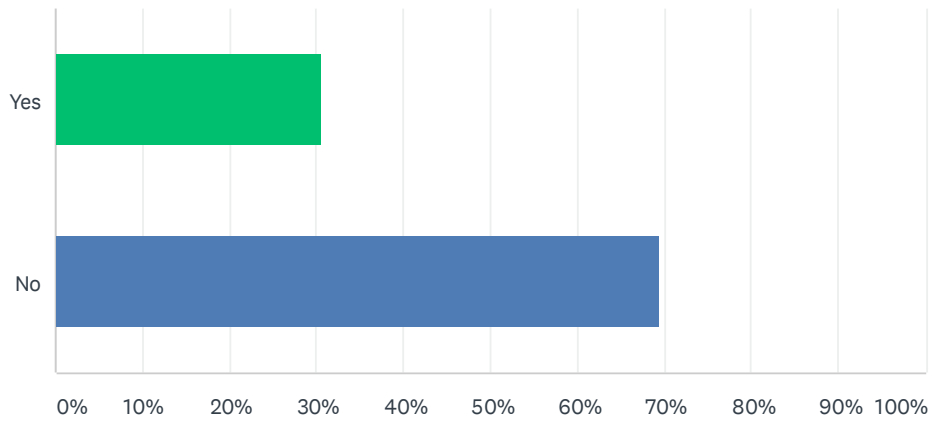
Answered: 410 Skipped: 4



ANSWER CHOICES	RESPONSES	
Yes	65.12%	267
No	34.88%	143
TOTAL		410

Q28 Have you contacted your school regarding any needs your family may have?

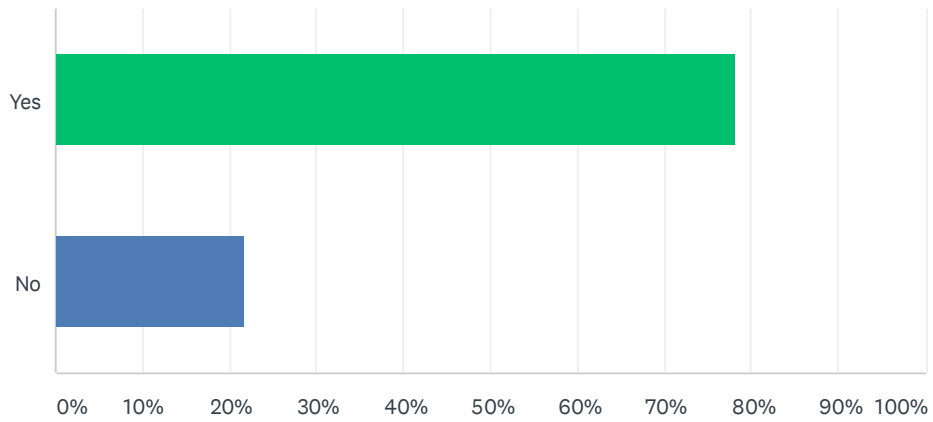
Answered: 412 Skipped: 2



ANSWER CHOICES	RESPONSES	
Yes	30.58%	126
No	69.42%	286
TOTAL		412

Q29 Do you know who to contact at your school if you need resources or support?

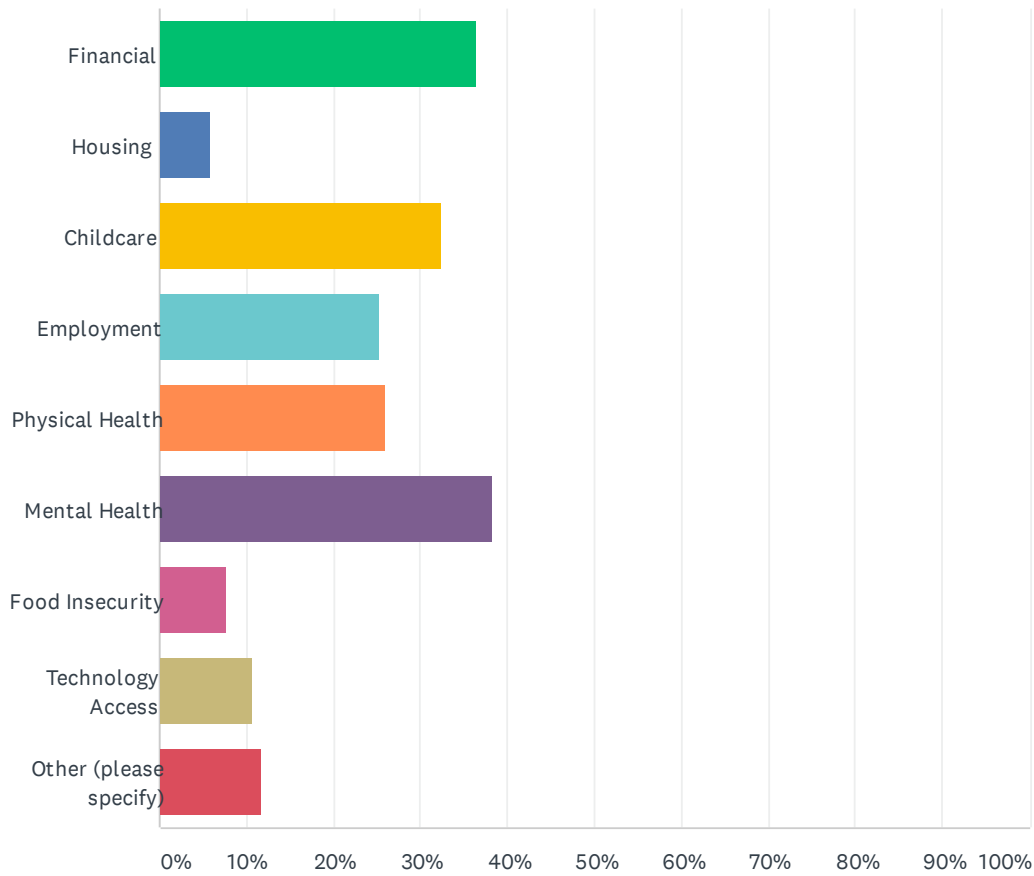
Answered: 411 Skipped: 3



ANSWER CHOICES	RESPONSES	
Yes	78.35%	322
No	21.65%	89
TOTAL		411

Q30 If your family is currently experiencing hardship due to the COVID-19 pandemic, what are those challenges? (select all that apply)

Answered: 170 Skipped: 244



ANSWER CHOICES	RESPONSES	
Financial	36.47%	62
Housing	5.88%	10
Childcare	32.35%	55
Employment	25.29%	43
Physical Health	25.88%	44
Mental Health	38.24%	65
Food Insecurity	7.65%	13
Technology Access	10.59%	18
Other (please specify)	11.76%	20
Total Respondents: 170		