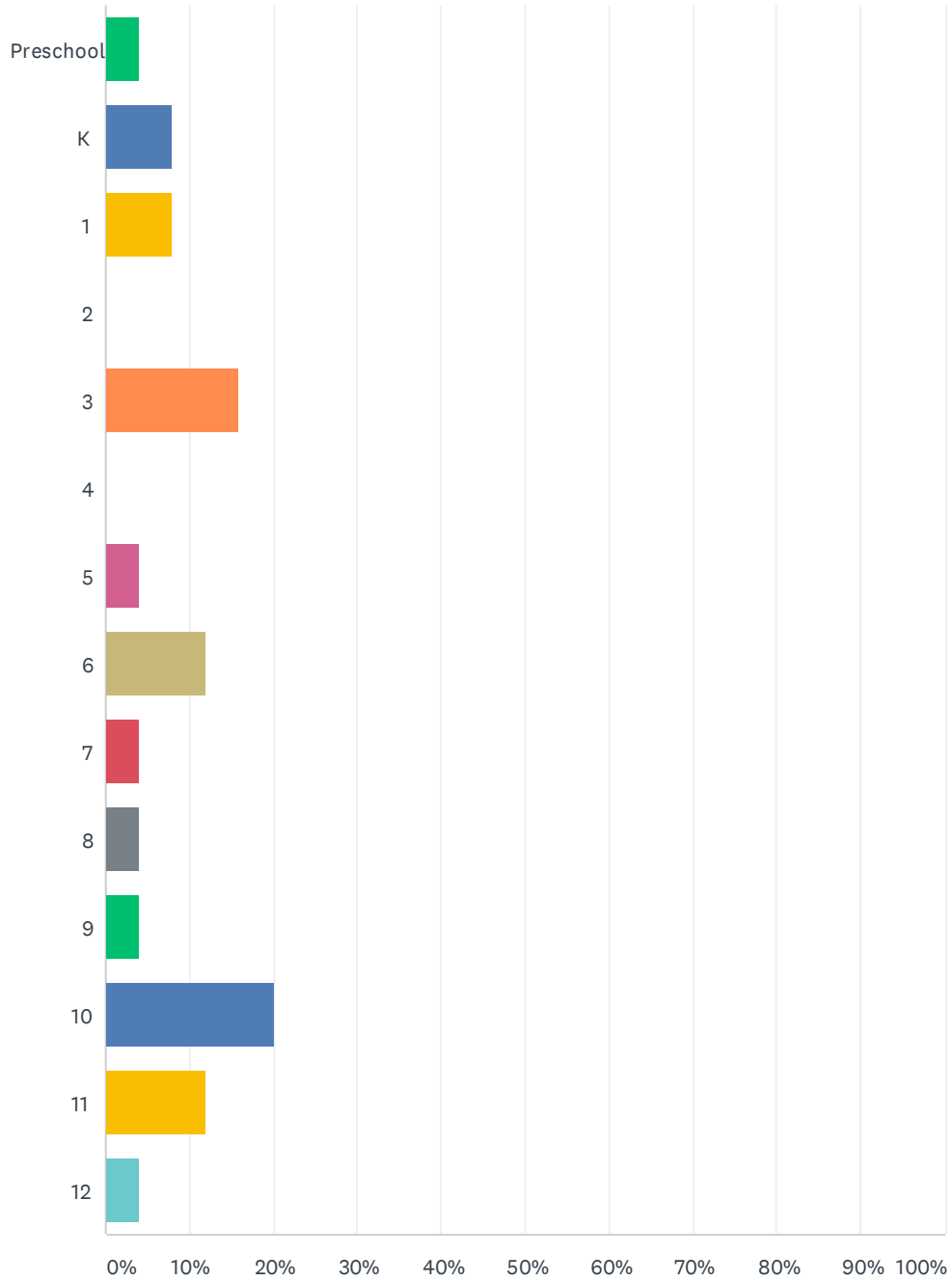


Q1 Please select your child's grade level:

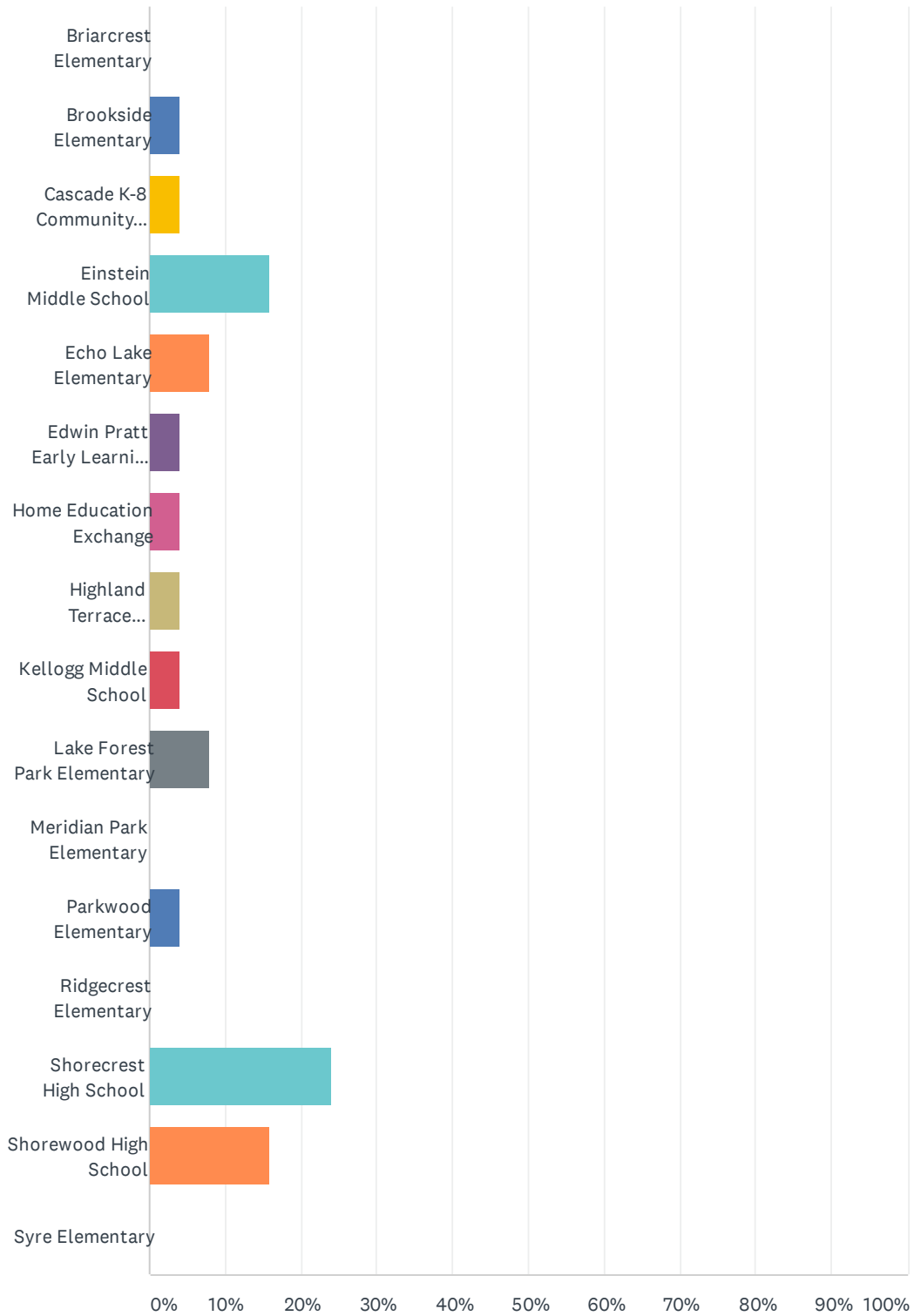
Answered: 25 Skipped: 0



ANSWER CHOICES	RESPONSES	
Preschool	4.00%	1
K	8.00%	2
1	8.00%	2
2	0.00%	0
3	16.00%	4
4	0.00%	0
5	4.00%	1
6	12.00%	3
7	4.00%	1
8	4.00%	1
9	4.00%	1
10	20.00%	5
11	12.00%	3
12	4.00%	1
TOTAL		25

Q2 Which school does your child attend?

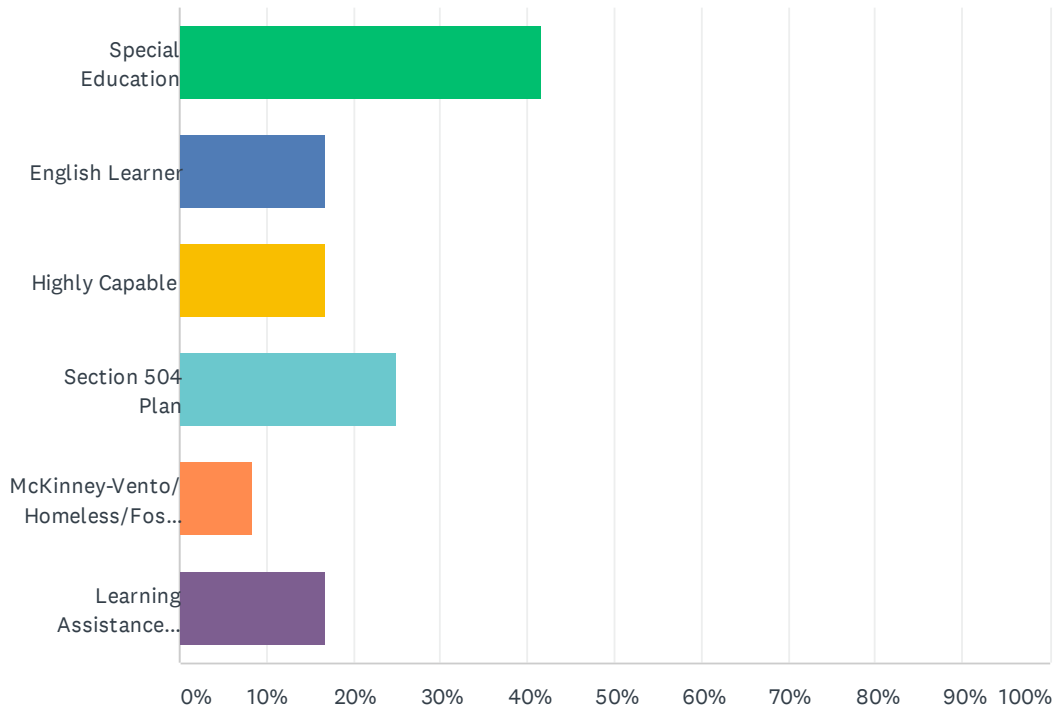
Answered: 25 Skipped: 0



ANSWER CHOICES	RESPONSES	
Briarcrest Elementary	0.00%	0
Brookside Elementary	4.00%	1
Cascade K-8 Community School	4.00%	1
Einstein Middle School	16.00%	4
Echo Lake Elementary	8.00%	2
Edwin Pratt Early Learning Center	4.00%	1
Home Education Exchange	4.00%	1
Highland Terrace Elementary	4.00%	1
Kellogg Middle School	4.00%	1
Lake Forest Park Elementary	8.00%	2
Meridian Park Elementary	0.00%	0
Parkwood Elementary	4.00%	1
Ridgecrest Elementary	0.00%	0
Shorecrest High School	24.00%	6
Shorewood High School	16.00%	4
Syre Elementary	0.00%	0
TOTAL		25

Q3 If your child is in a special program, please select all that apply.

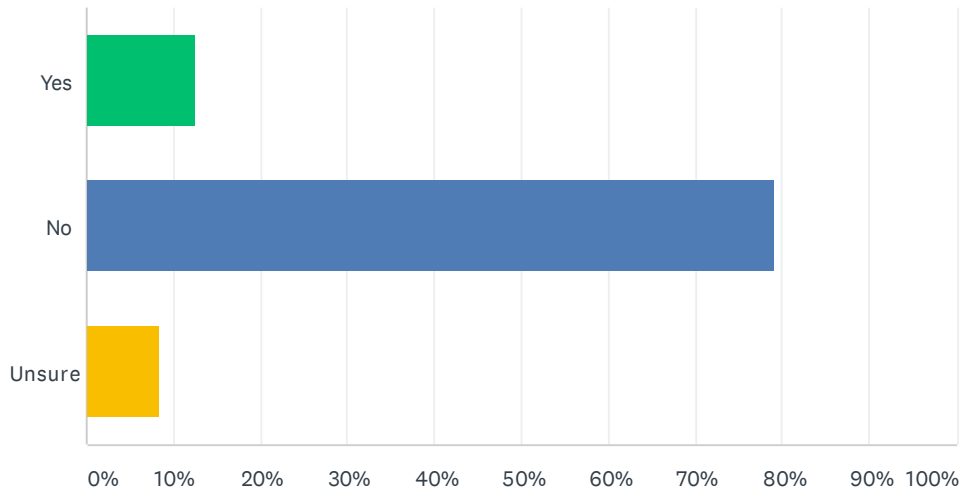
Answered: 12 Skipped: 13



ANSWER CHOICES	RESPONSES	
Special Education	41.67%	5
English Learner	16.67%	2
Highly Capable	16.67%	2
Section 504 Plan	25.00%	3
McKinney-Vento/Homeless/Foster Care	8.33%	1
Learning Assistance Program/Title I	16.67%	2
Total Respondents: 12		

Q4 Does your child qualify for free or reduced-price school meals?

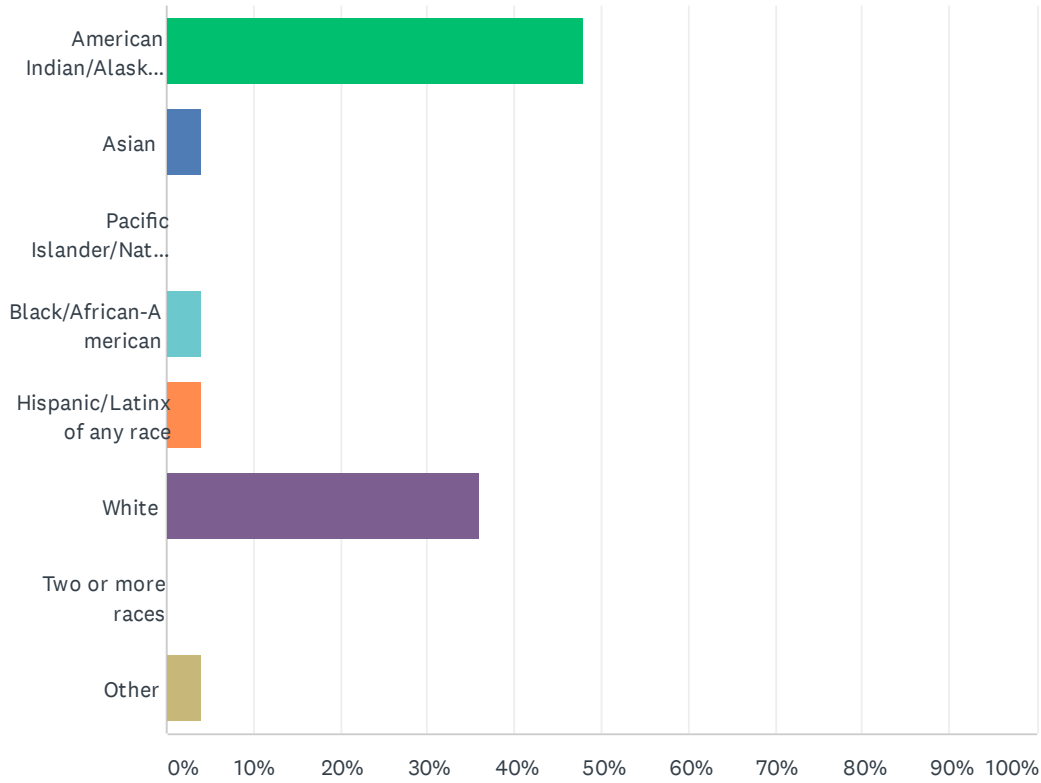
Answered: 24 Skipped: 1



ANSWER CHOICES	RESPONSES	
Yes	12.50%	3
No	79.17%	19
Unsure	8.33%	2
TOTAL		24

Q5 What is your race/ethnic origin?

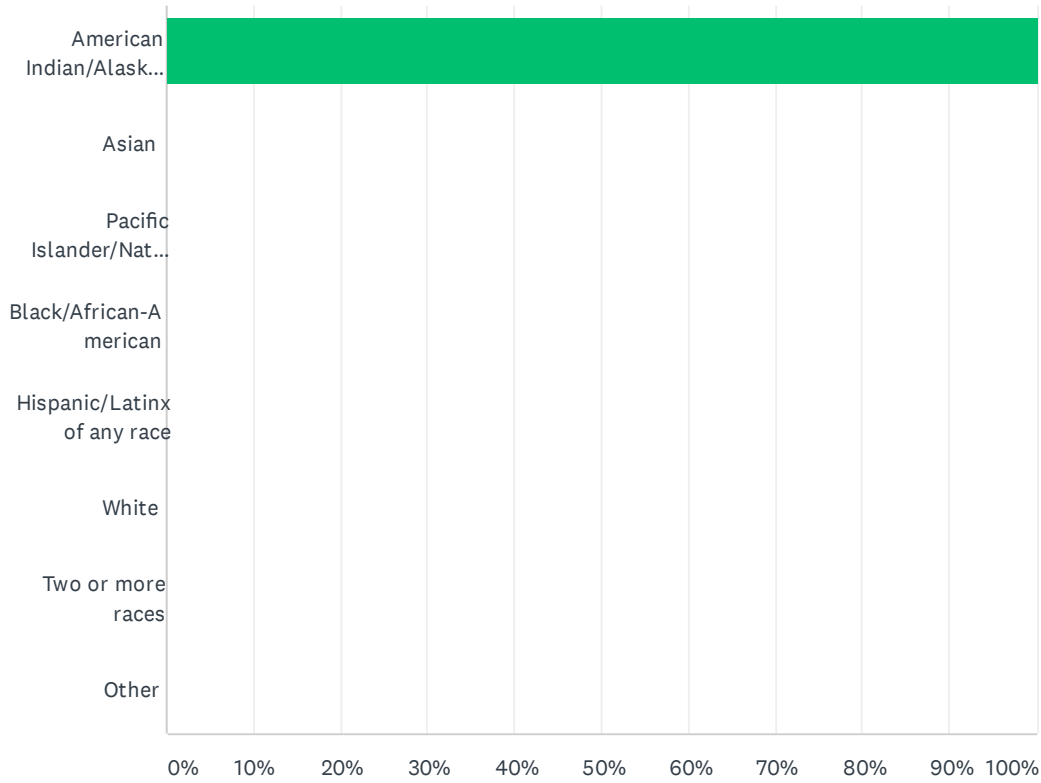
Answered: 25 Skipped: 0



ANSWER CHOICES	RESPONSES	
American Indian/Alaskan Native	48.00%	12
Asian	4.00%	1
Pacific Islander/Native Hawaiian	0.00%	0
Black/African-American	4.00%	1
Hispanic/Latinx of any race	4.00%	1
White	36.00%	9
Two or more races	0.00%	0
Other	4.00%	1
TOTAL		25

Q6 What is your child's race/ethnic origin?

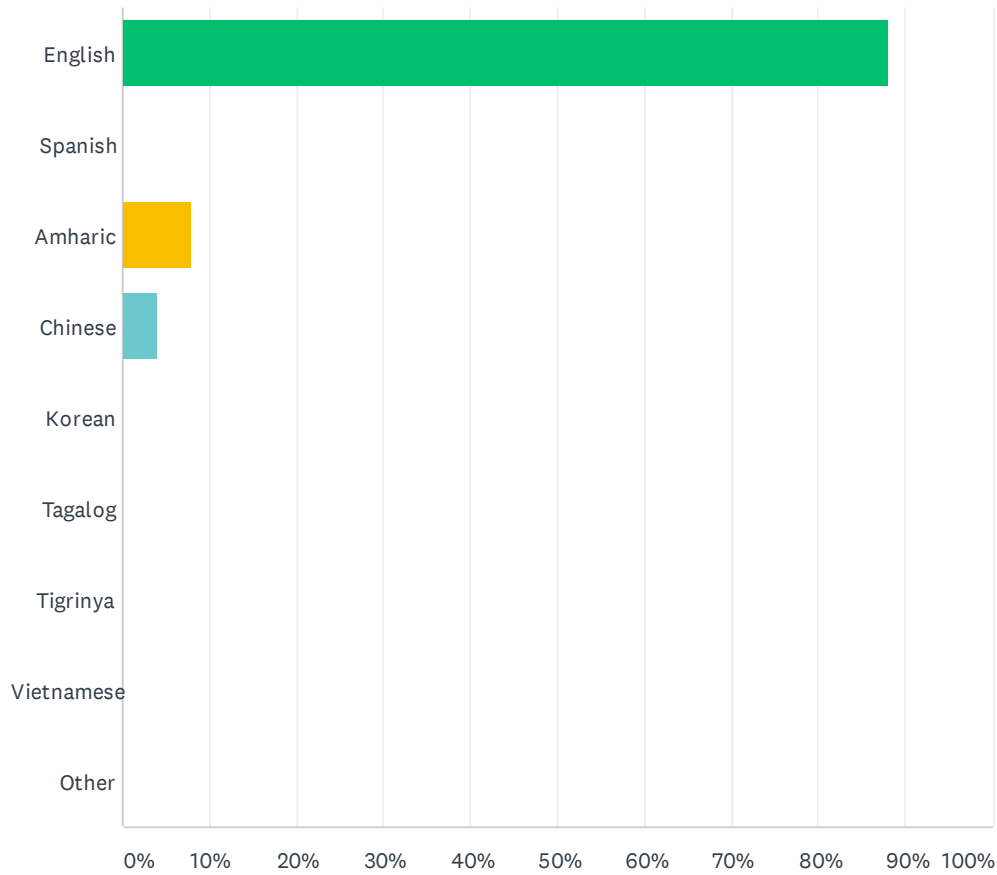
Answered: 25 Skipped: 0



ANSWER CHOICES	RESPONSES
American Indian/Alaskan Native	100.00% 25
Asian	0.00% 0
Pacific Islander/Native Hawaiian	0.00% 0
Black/African-American	0.00% 0
Hispanic/Latinx of any race	0.00% 0
White	0.00% 0
Two or more races	0.00% 0
Other	0.00% 0
TOTAL	25

Q7 What is your primary home language?

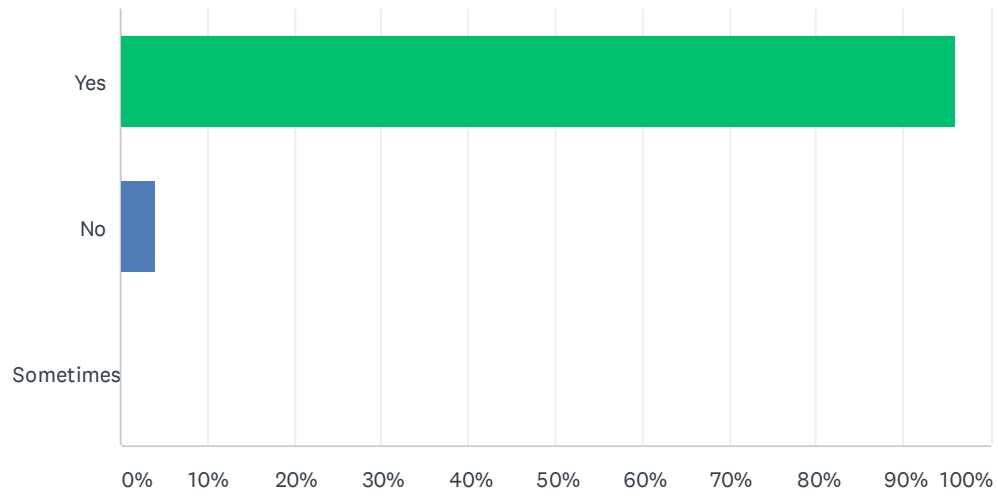
Answered: 25 Skipped: 0



ANSWER CHOICES	RESPONSES	
English	88.00%	22
Spanish	0.00%	0
Amharic	8.00%	2
Chinese	4.00%	1
Korean	0.00%	0
Tagalog	0.00%	0
Tigrinya	0.00%	0
Vietnamese	0.00%	0
Other	0.00%	0
TOTAL		25

Q8 Do you receive information from your child’s school and the school district in a language you understand?

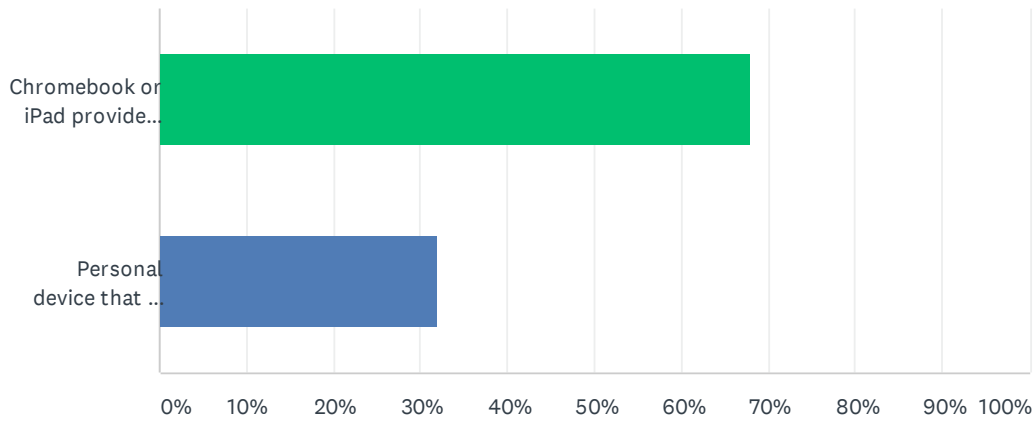
Answered: 25 Skipped: 0



ANSWER CHOICES	RESPONSES	
Yes	96.00%	24
No	4.00%	1
Sometimes	0.00%	0
TOTAL		25

Q9 Is your child using a school-issued or personal Chromebook or iPad for remote learning?

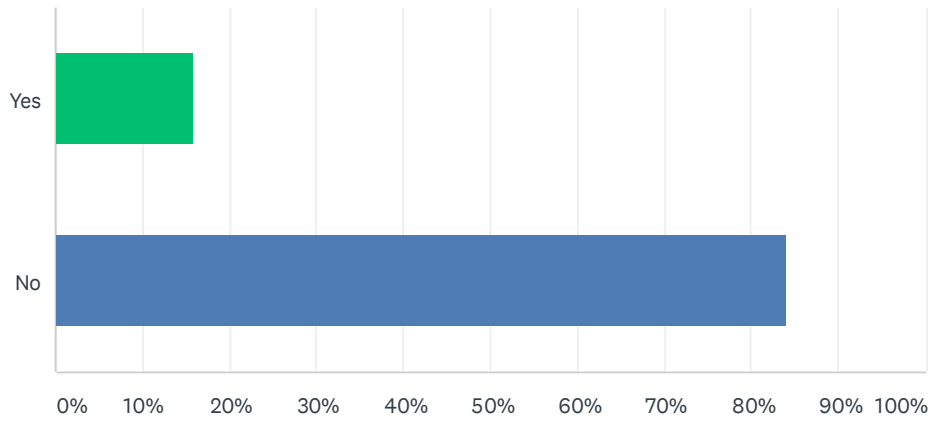
Answered: 25 Skipped: 0



ANSWER CHOICES	RESPONSES	
Chromebook or iPad provided by their school/district	68.00%	17
Personal device that we own	32.00%	8
TOTAL		25

Q10 Did you check out a WiFi hotspot from your school or district?

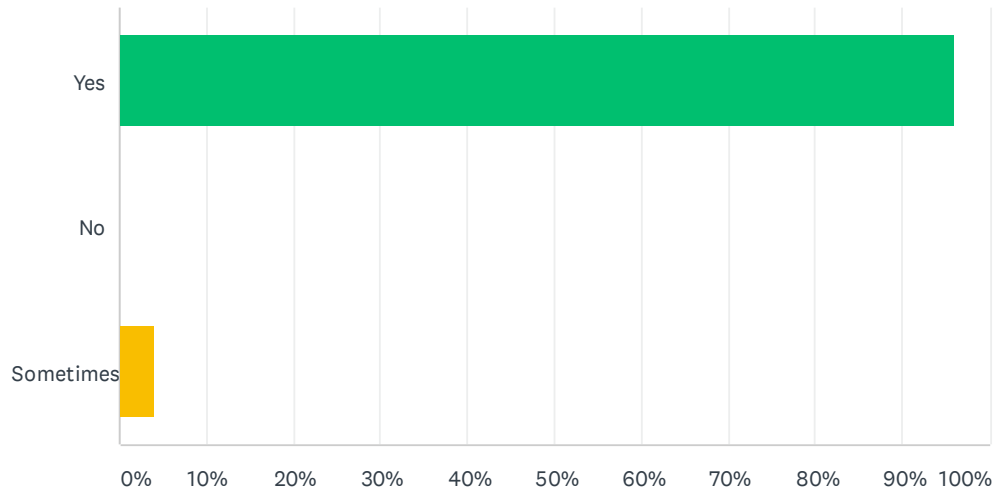
Answered: 25 Skipped: 0



ANSWER CHOICES		RESPONSES	
Yes		16.00%	4
No		84.00%	21
TOTAL			25

Q11 Is your child currently able to access the internet for remote learning?

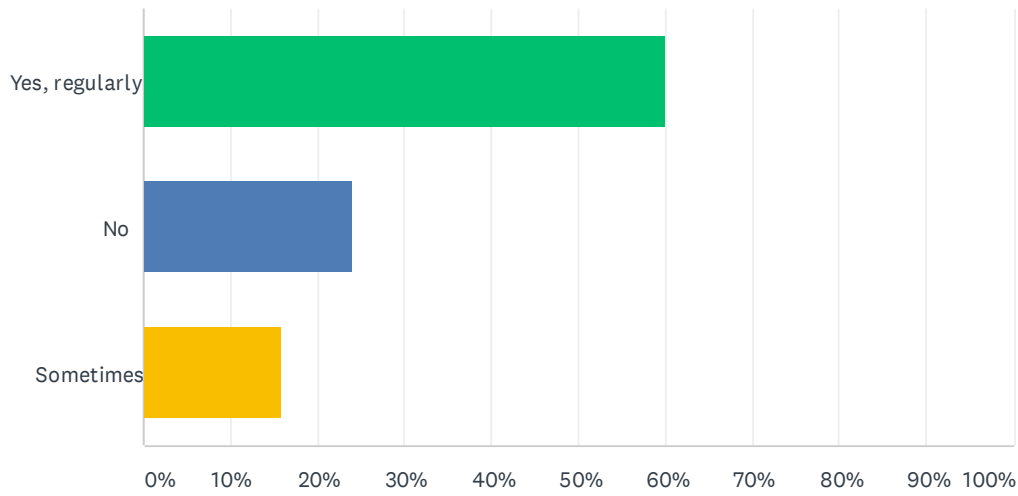
Answered: 25 Skipped: 0



ANSWER CHOICES	RESPONSES	
Yes	96.00%	24
No	0.00%	0
Sometimes	4.00%	1
TOTAL		25

Q12 Do you use the parent/guardian Canvas or Seesaw app or website to monitor/support your child's schoolwork?

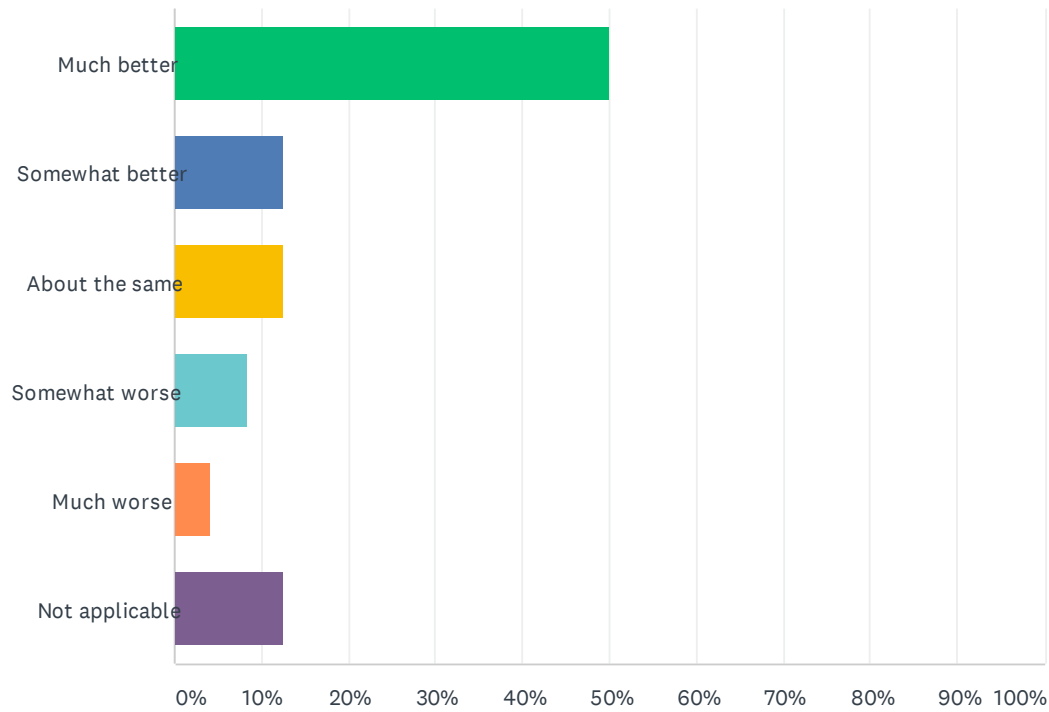
Answered: 25 Skipped: 0



ANSWER CHOICES	RESPONSES	
Yes, regularly	60.00%	15
No	24.00%	6
Sometimes	16.00%	4
TOTAL		25

Q13 Compared to your child’s remote learning experience in the spring, your child’s learning experience this fall has been:

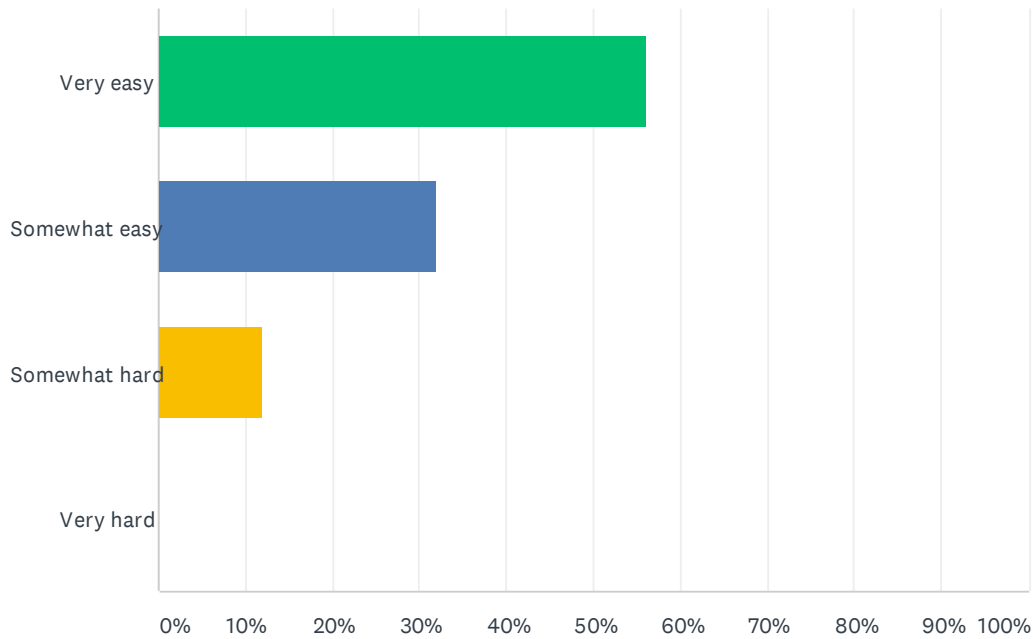
Answered: 24 Skipped: 1



ANSWER CHOICES	RESPONSES	
Much better	50.00%	12
Somewhat better	12.50%	3
About the same	12.50%	3
Somewhat worse	8.33%	2
Much worse	4.17%	1
Not applicable	12.50%	3
TOTAL		24

Q14 How easy or hard has it been for your child to find their class links, such as ClassLink, Canvas, Seesaw or Zoom?

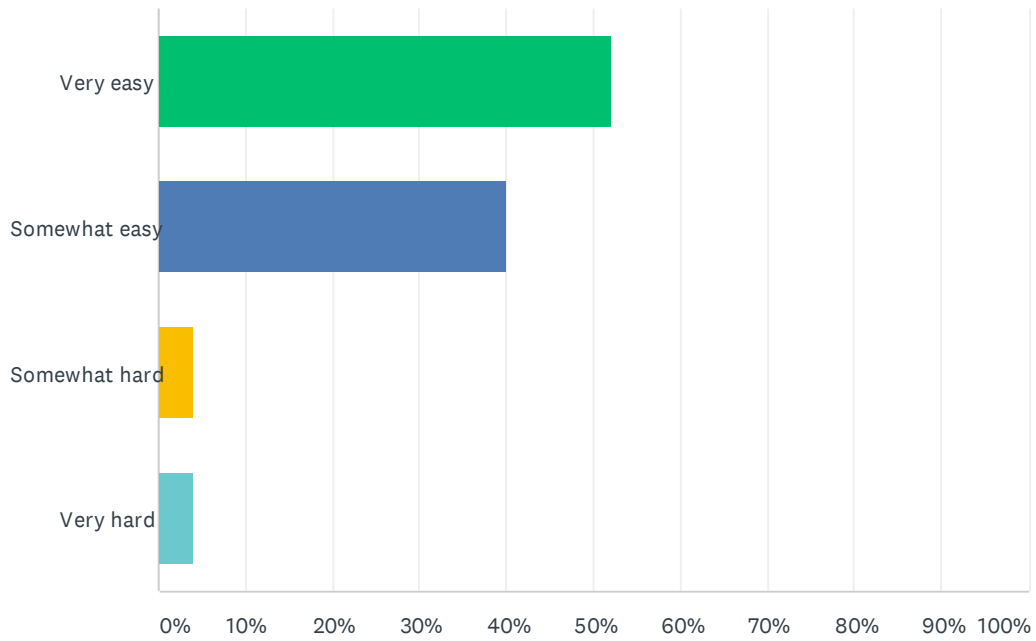
Answered: 25 Skipped: 0



ANSWER CHOICES	RESPONSES	
Very easy	56.00%	14
Somewhat easy	32.00%	8
Somewhat hard	12.00%	3
Very hard	0.00%	0
TOTAL		25

Q15 How easy or hard has it been for your child to find their class assignments?

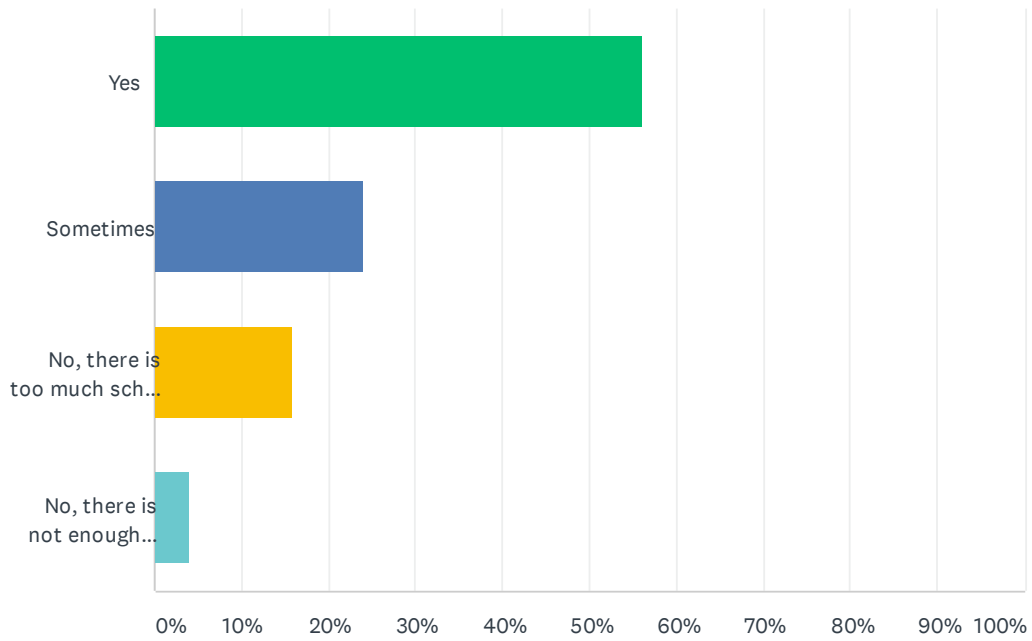
Answered: 25 Skipped: 0



ANSWER CHOICES	RESPONSES	
Very easy	52.00%	13
Somewhat easy	40.00%	10
Somewhat hard	4.00%	1
Very hard	4.00%	1
TOTAL		25

Q16 Do you feel your child has an appropriate level of school work in the current remote learning model?

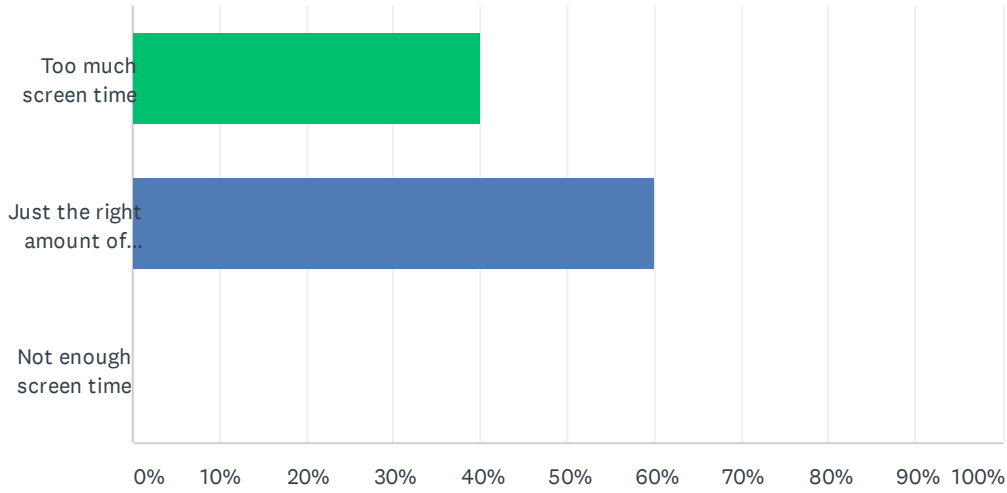
Answered: 25 Skipped: 0



ANSWER CHOICES	RESPONSES
Yes	56.00% 14
Sometimes	24.00% 6
No, there is too much school work	16.00% 4
No, there is not enough school work	4.00% 1
TOTAL	25

Q17 My child's remote learning schedule requires:

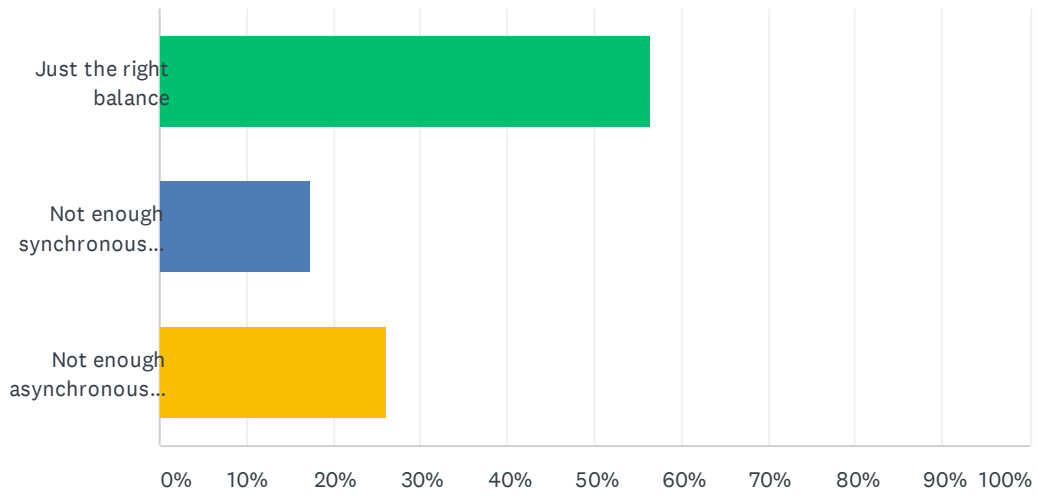
Answered: 25 Skipped: 0



ANSWER CHOICES	RESPONSES	
Too much screen time	40.00%	10
Just the right amount of screen time	60.00%	15
Not enough screen time	0.00%	0
TOTAL		25

Q18 I feel my child’s mix of synchronous (teacher-led) and asynchronous (teacher-directed) time is:

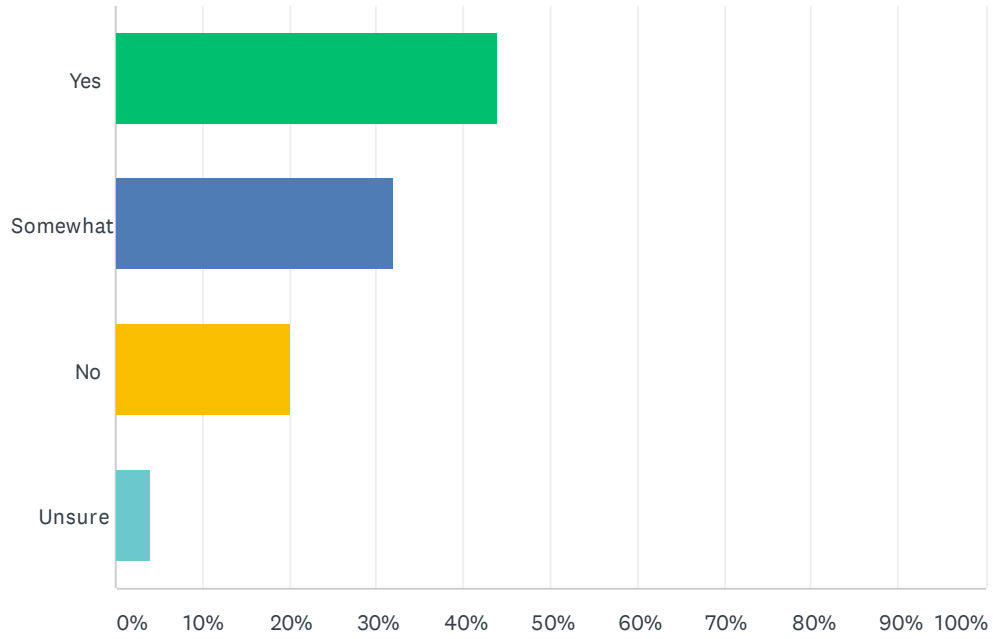
Answered: 23 Skipped: 2



ANSWER CHOICES	RESPONSES	
Just the right balance	56.52%	13
Not enough synchronous time	17.39%	4
Not enough asynchronous time	26.09%	6
TOTAL		23

Q19 I feel my child is progressing in their learning:

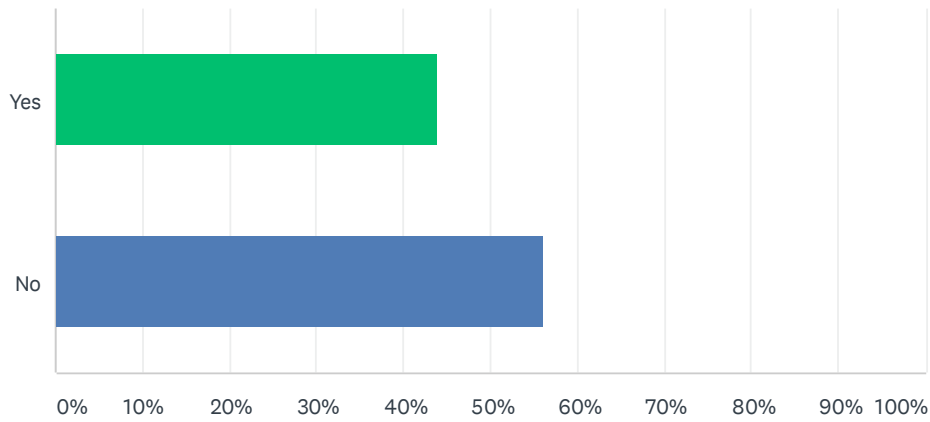
Answered: 25 Skipped: 0



ANSWER CHOICES	RESPONSES	
Yes	44.00%	11
Somewhat	32.00%	8
No	20.00%	5
Unsure	4.00%	1
TOTAL		25

Q20 Have you experienced any technology issues that have prevented your child from accessing their class or learning tools for a period of time?

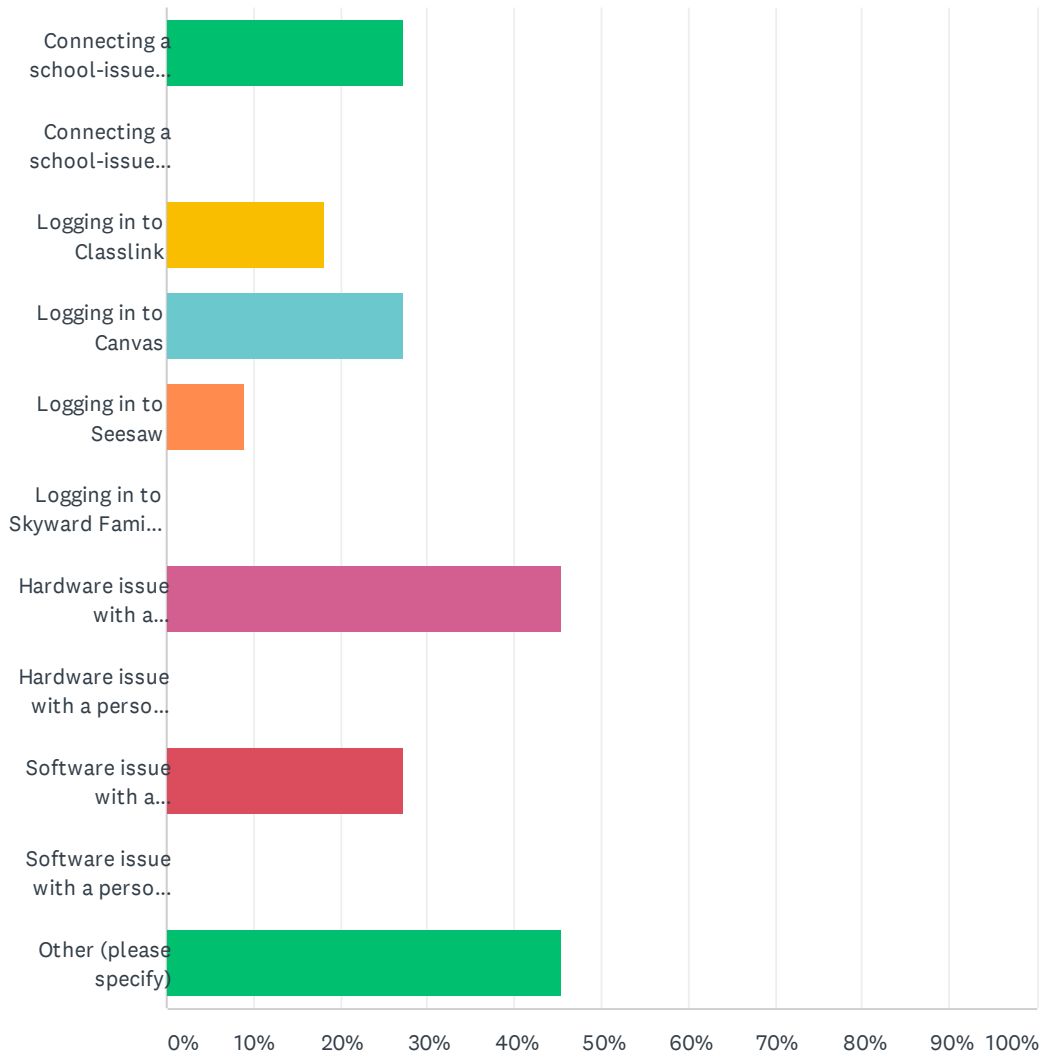
Answered: 25 Skipped: 0



ANSWER CHOICES	RESPONSES	
Yes	44.00%	11
No	56.00%	14
TOTAL		25

Q21 If you answered YES to the previous question, please indicate the type/s of technology issues you or your child has experienced: (select all that apply)

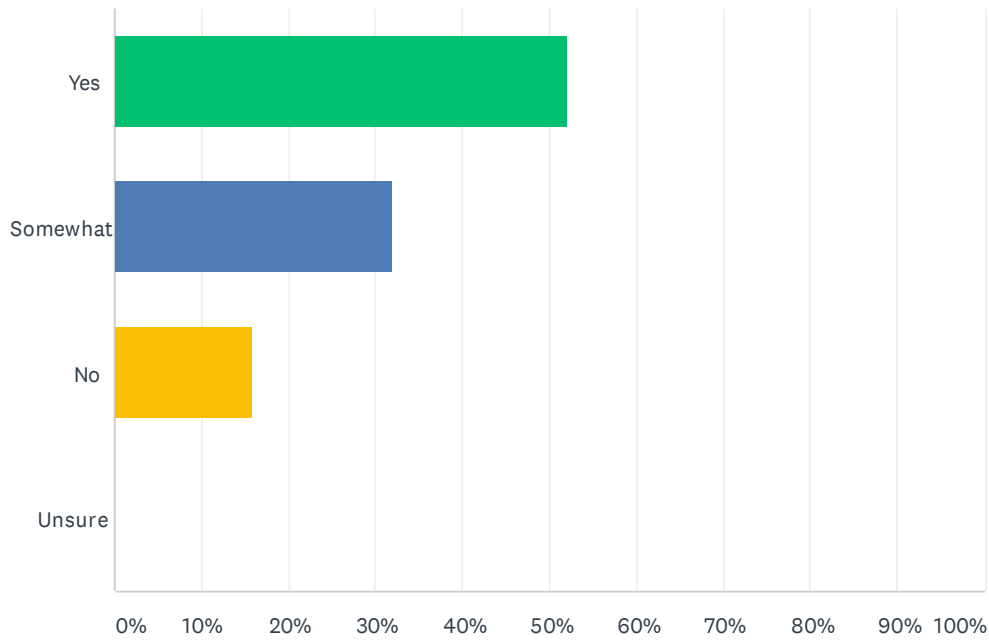
Answered: 11 Skipped: 14



ANSWER CHOICES	RESPONSES	
Connecting a school-issued Chromebook/iPad to home internet	27.27%	3
Connecting a school-issued Chromebook/iPad to a school-issued wifi hotspot	0.00%	0
Logging in to Classlink	18.18%	2
Logging in to Canvas	27.27%	3
Logging in to Seesaw	9.09%	1
Logging in to Skyward Family Access	0.00%	0
Hardware issue with a school-issued Chromebook/iPad	45.45%	5
Hardware issue with a personal computer/device owned by the student or family	0.00%	0
Software issue with a school-issued Chromebook/iPad	27.27%	3
Software issue with a personal computer/device owned by the student or family	0.00%	0
Other (please specify)	45.45%	5
Total Respondents: 11		

Q22 As a parent/guardian, I am provided enough information to support my child with remote learning:

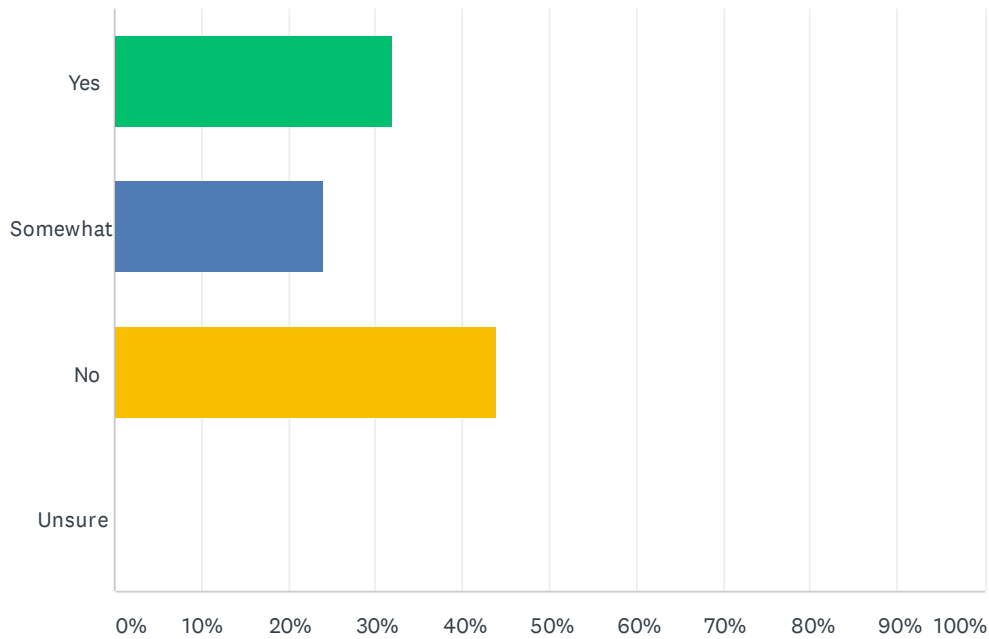
Answered: 25 Skipped: 0



ANSWER CHOICES	RESPONSES	
Yes	52.00%	13
Somewhat	32.00%	8
No	16.00%	4
Unsure	0.00%	0
TOTAL		25

Q23 Do you feel your child’s social and emotional needs are being supported by their school during this period of remote learning?

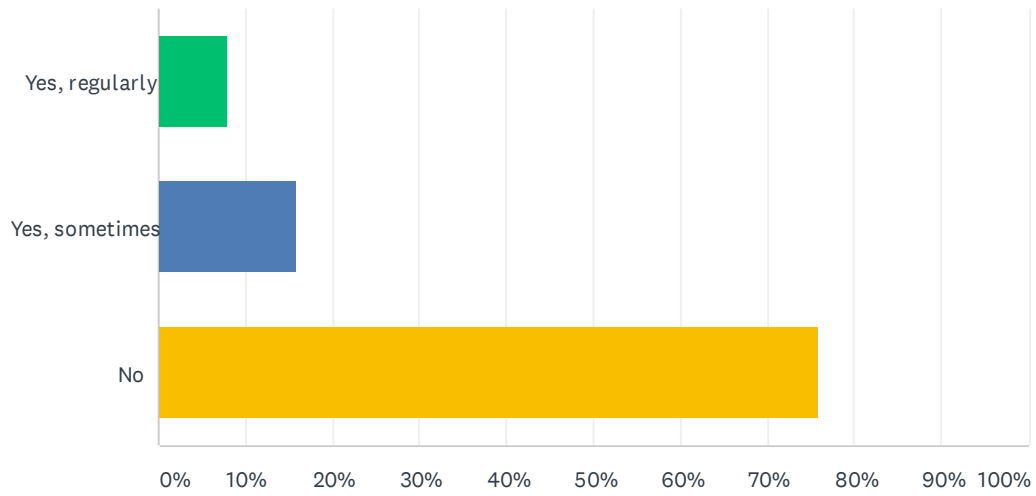
Answered: 25 Skipped: 0



ANSWER CHOICES	RESPONSES	
Yes	32.00%	8
Somewhat	24.00%	6
No	44.00%	11
Unsure	0.00%	0
TOTAL		25

Q24 Has your family accessed school meals during remote learning this fall?

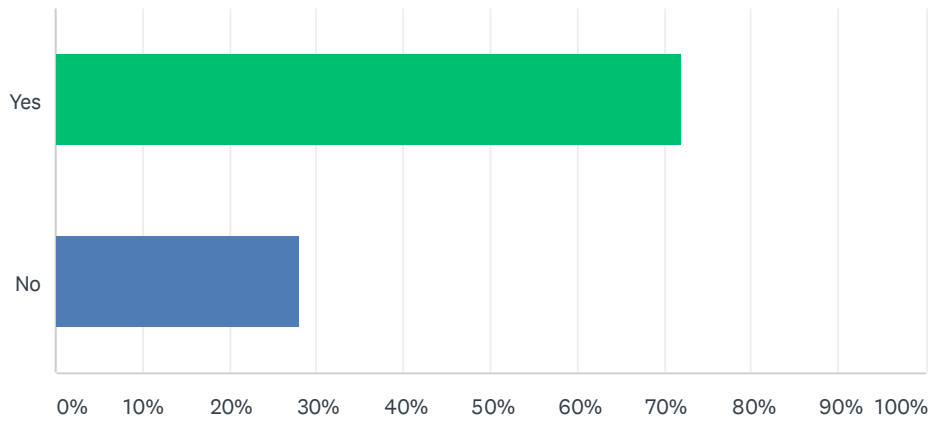
Answered: 25 Skipped: 0



ANSWER CHOICES		RESPONSES	
Yes, regularly		8.00%	2
Yes, sometimes		16.00%	4
No		76.00%	19
TOTAL			25

Q25 Did you attend or watch a recording of one of our Family Academy webinars at the beginning of the school year?

Answered: 25 Skipped: 0



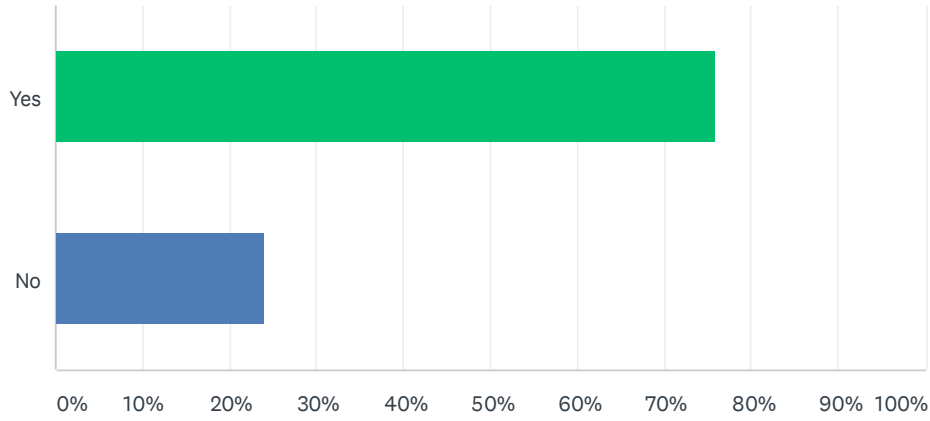
ANSWER CHOICES	RESPONSES	
Yes	72.00%	18
No	28.00%	7
TOTAL		25

Q26 If there is a topic you would like to see covered at a future Family Academy, please include it here.

Answered: 5 Skipped: 20

Q27 Have you accessed the Remote Learning Resources webpage on your school or district website?

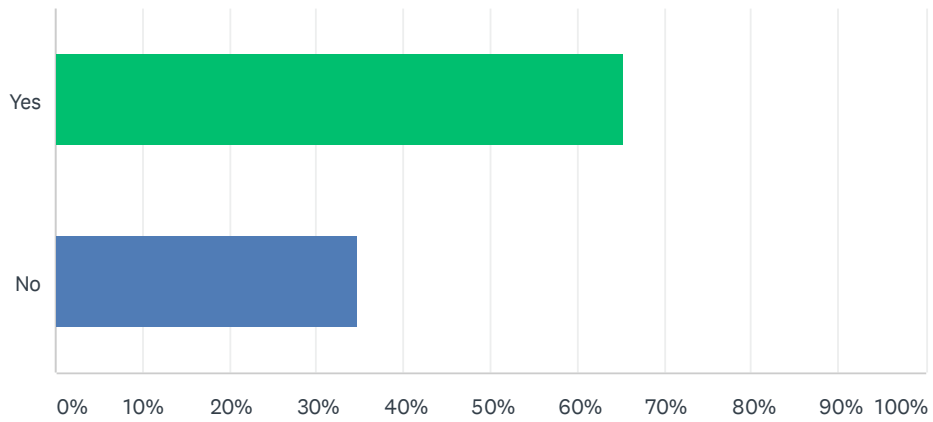
Answered: 25 Skipped: 0



ANSWER CHOICES	RESPONSES	
Yes	76.00%	19
No	24.00%	6
TOTAL		25

Q28 Have you contacted your school regarding any needs your family may have?

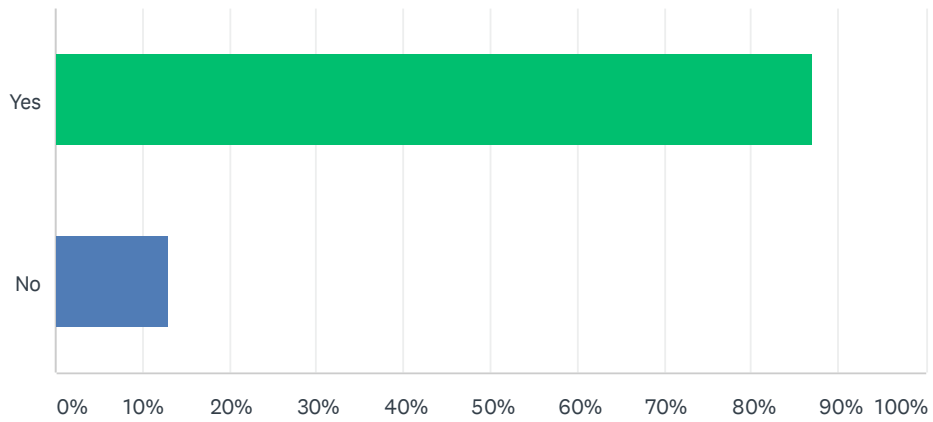
Answered: 23 Skipped: 2



ANSWER CHOICES	RESPONSES	
Yes	65.22%	15
No	34.78%	8
TOTAL		23

Q29 Do you know who to contact at your school if you need resources or support?

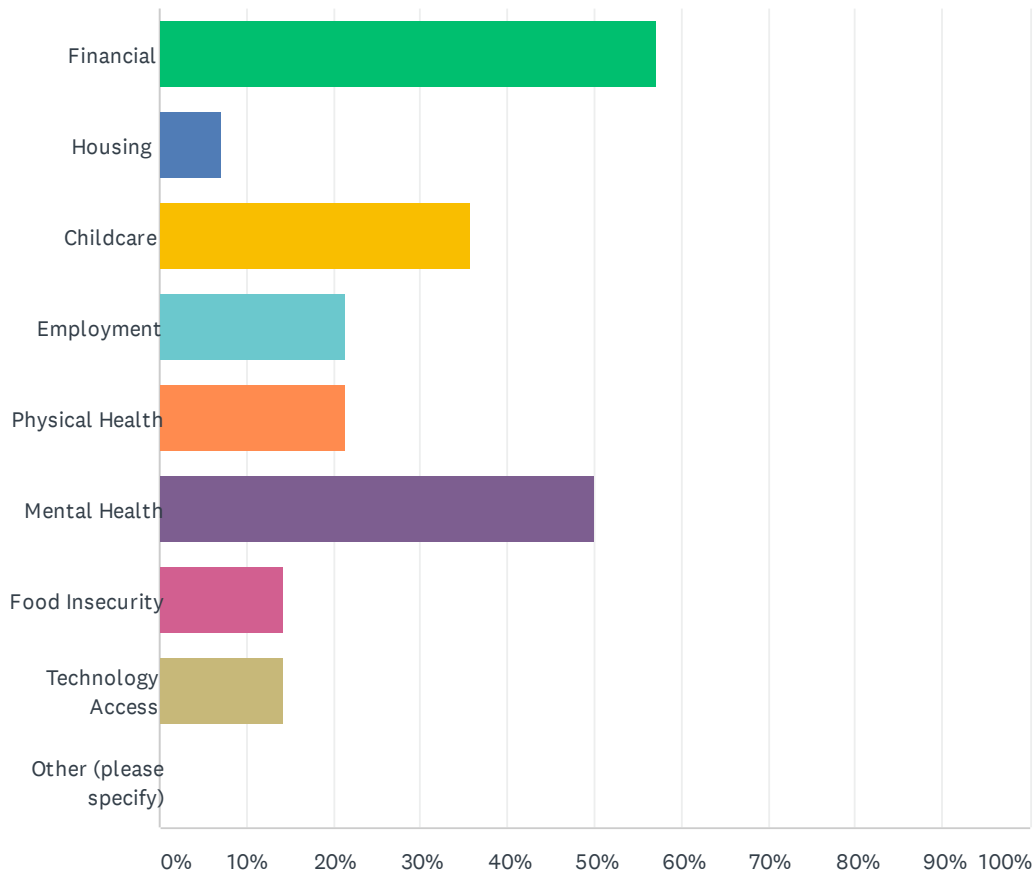
Answered: 23 Skipped: 2



ANSWER CHOICES	RESPONSES	
Yes	86.96%	20
No	13.04%	3
TOTAL		23

Q30 If your family is currently experiencing hardship due to the COVID-19 pandemic, what are those challenges? (select all that apply)

Answered: 14 Skipped: 11



ANSWER CHOICES	RESPONSES	
Financial	57.14%	8
Housing	7.14%	1
Childcare	35.71%	5
Employment	21.43%	3
Physical Health	21.43%	3
Mental Health	50.00%	7
Food Insecurity	14.29%	2
Technology Access	14.29%	2
Other (please specify)	0.00%	0
Total Respondents: 14		