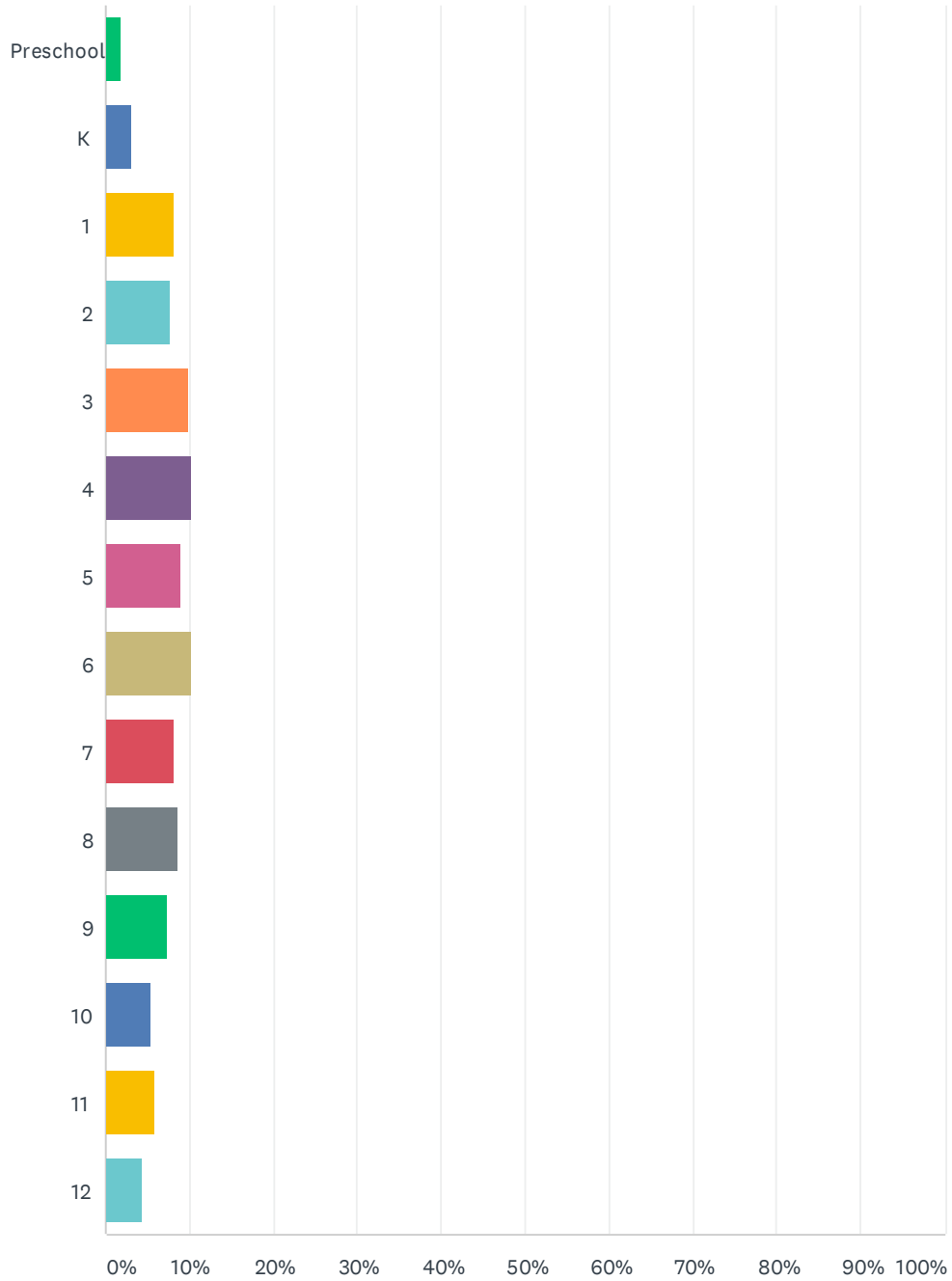


# Q1 Please select your child's grade level:

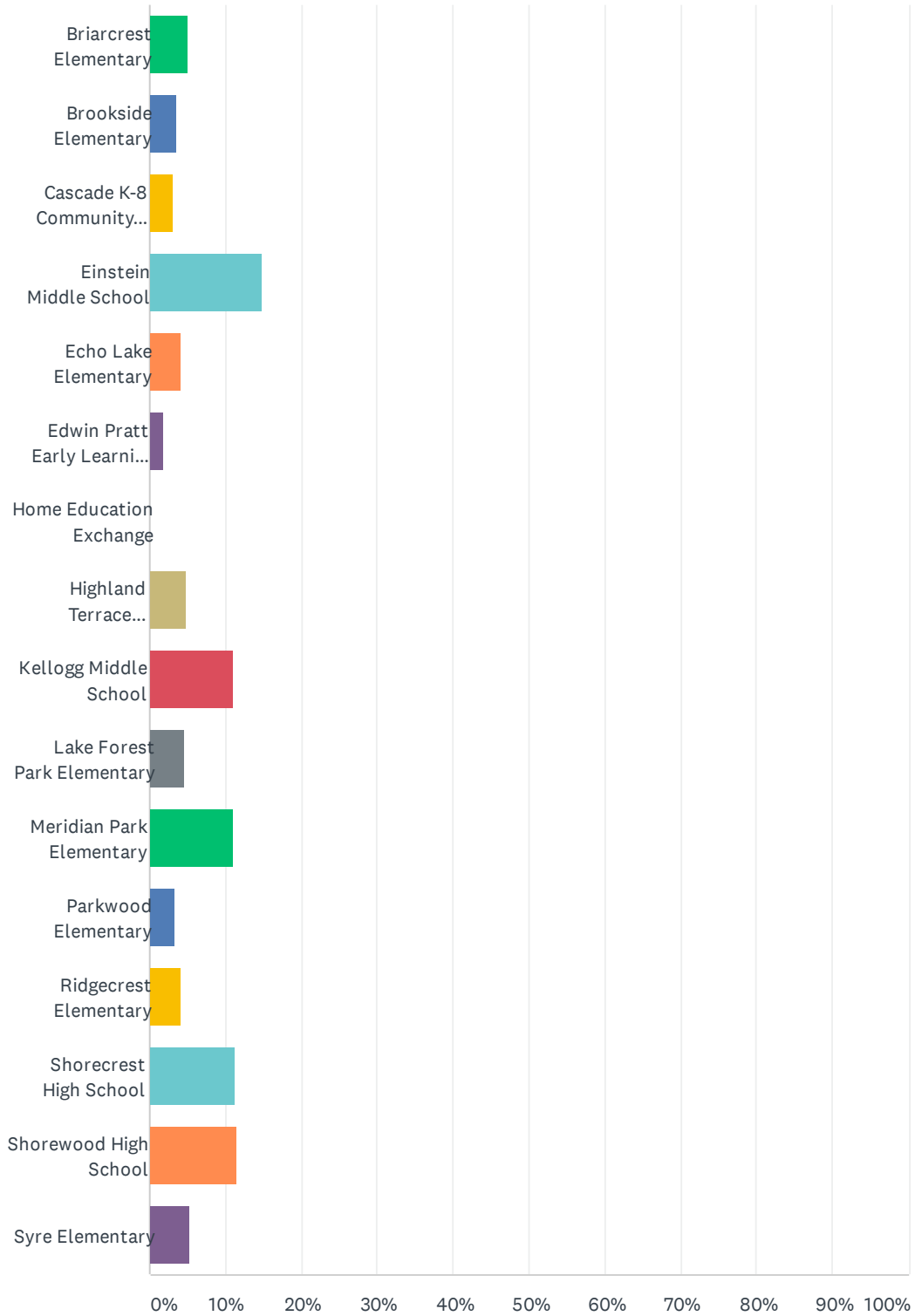
Answered: 1,269 Skipped: 2



ANSWER CHOICES	RESPONSES	
Preschool	1.97%	25
K	3.23%	41
1	8.12%	103
2	7.80%	99
3	9.77%	124
4	10.24%	130
5	9.06%	115
6	10.17%	129
7	8.20%	104
8	8.51%	108
9	7.25%	92
10	5.44%	69
11	5.83%	74
12	4.41%	56
TOTAL		1,269

## Q2 Which school does your child attend?

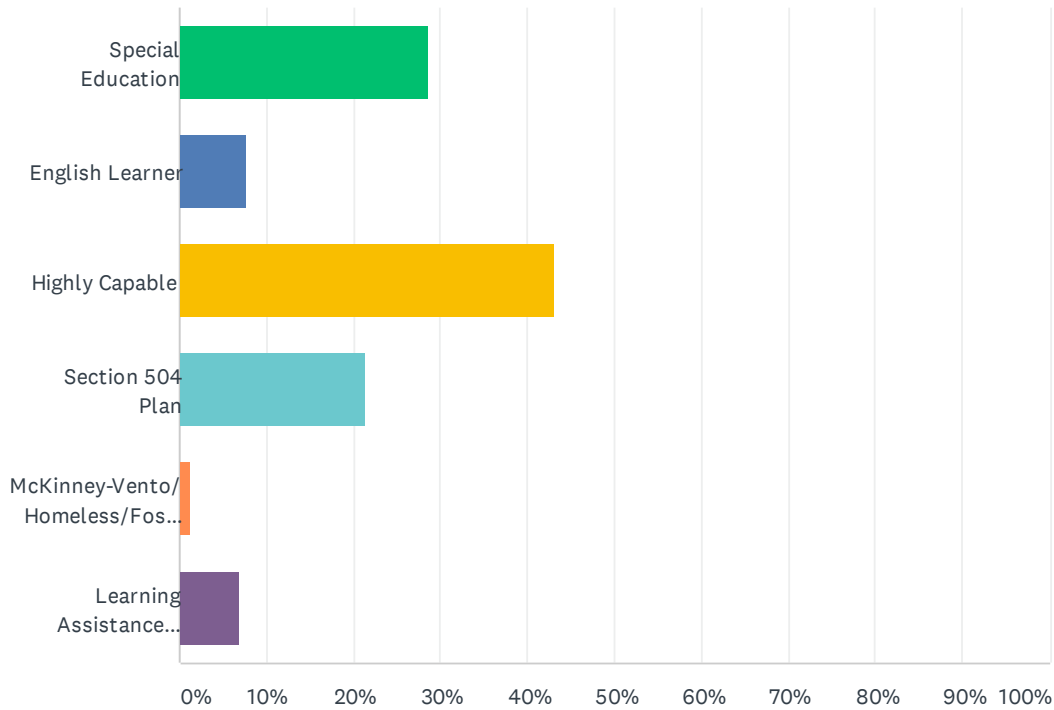
Answered: 1,263 Skipped: 8



ANSWER CHOICES	RESPONSES	
Briarcrest Elementary	5.07%	64
Brookside Elementary	3.56%	45
Cascade K-8 Community School	3.17%	40
Einstein Middle School	14.81%	187
Echo Lake Elementary	4.20%	53
Edwin Pratt Early Learning Center	1.90%	24
Home Education Exchange	0.08%	1
Highland Terrace Elementary	4.75%	60
Kellogg Middle School	11.08%	140
Lake Forest Park Elementary	4.67%	59
Meridian Park Elementary	11.16%	141
Parkwood Elementary	3.33%	42
Ridgecrest Elementary	4.12%	52
Shorecrest High School	11.24%	142
Shorewood High School	11.56%	146
Syre Elementary	5.30%	67
<b>TOTAL</b>		<b>1,263</b>

### Q3 If your child is in a special program, please select all that apply.

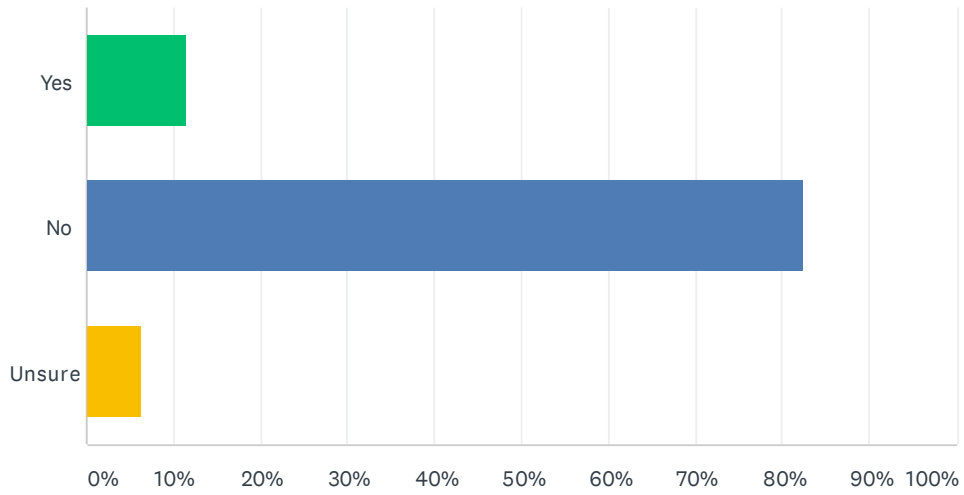
Answered: 1,271 Skipped: 0



ANSWER CHOICES	RESPONSES	
Special Education	28.56%	363
English Learner	7.71%	98
Highly Capable	43.19%	549
Section 504 Plan	21.24%	270
McKinney-Vento/Homeless/Foster Care	1.34%	17
Learning Assistance Program/Title I	6.85%	87
Total Respondents: 1,271		

### Q4 Does your child qualify for free or reduced-price school meals?

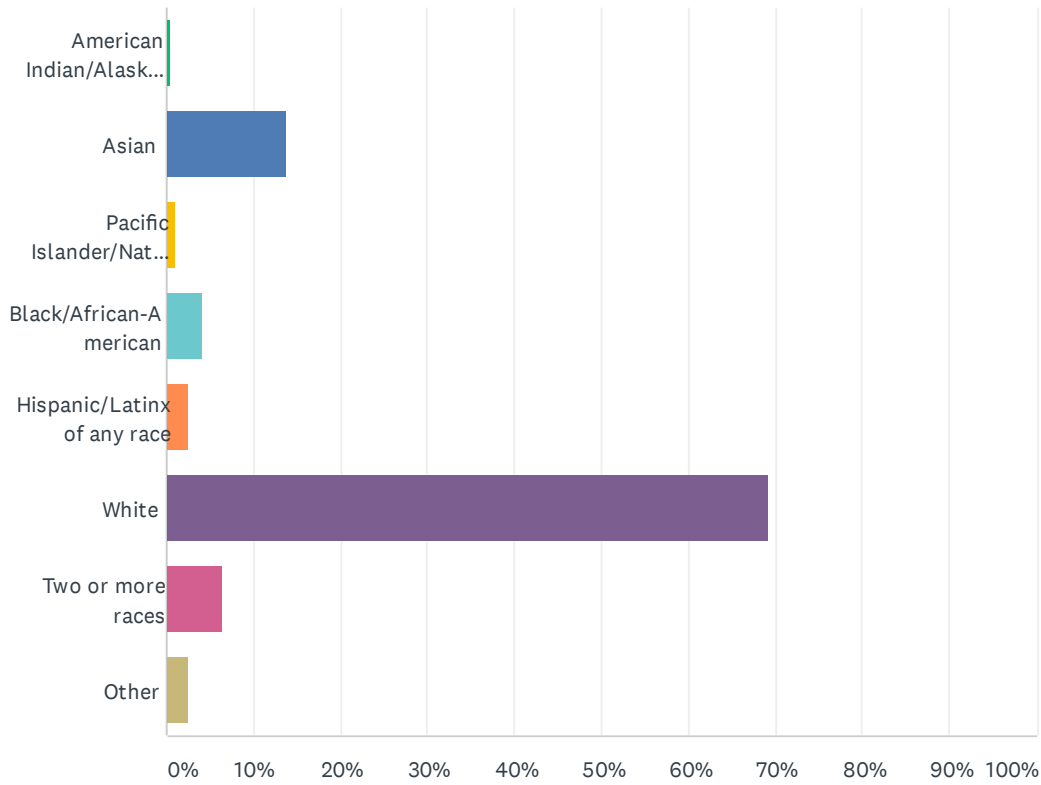
Answered: 1,268 Skipped: 3



ANSWER CHOICES	RESPONSES
Yes	11.44% 145
No	82.33% 1,044
Unsure	6.23% 79
TOTAL	1,268

### Q5 What is your race/ethnic origin?

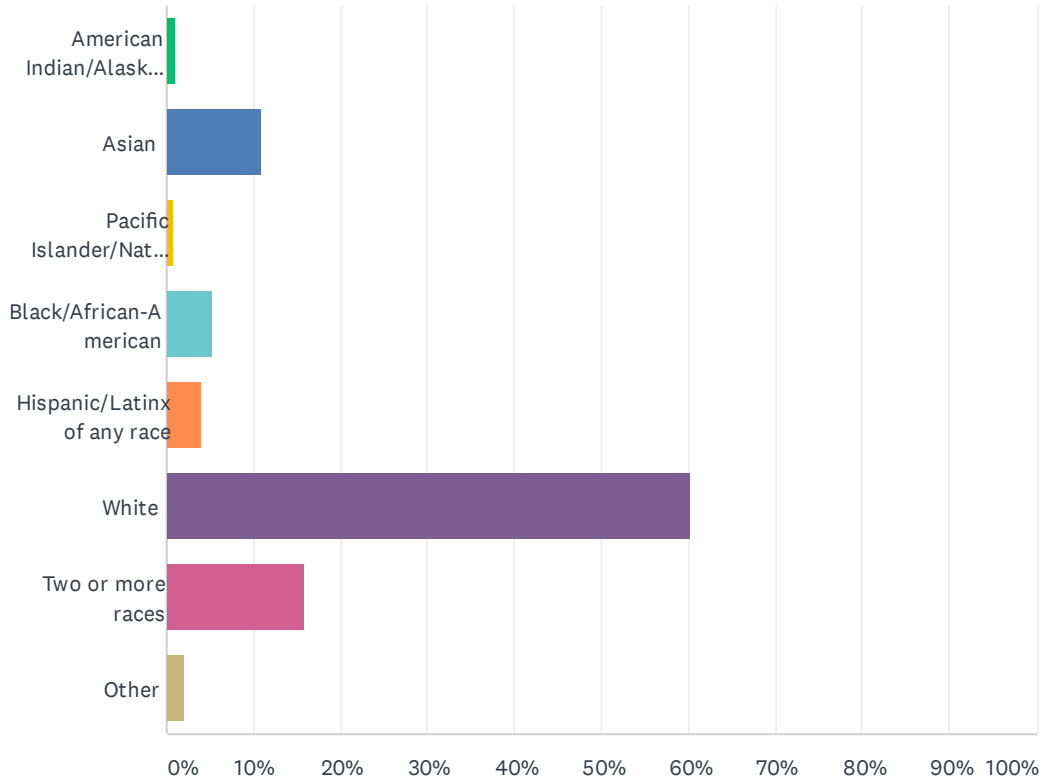
Answered: 1,233 Skipped: 38



ANSWER CHOICES	RESPONSES
American Indian/Alaskan Native	0.49% 6
Asian	13.79% 170
Pacific Islander/Native Hawaiian	0.97% 12
Black/African-American	4.14% 51
Hispanic/Latinx of any race	2.43% 30
White	69.26% 854
Two or more races	6.49% 80
Other	2.43% 30
<b>TOTAL</b>	<b>1,233</b>

### Q6 What is your child's race/ethnic origin?

Answered: 1,227 Skipped: 44

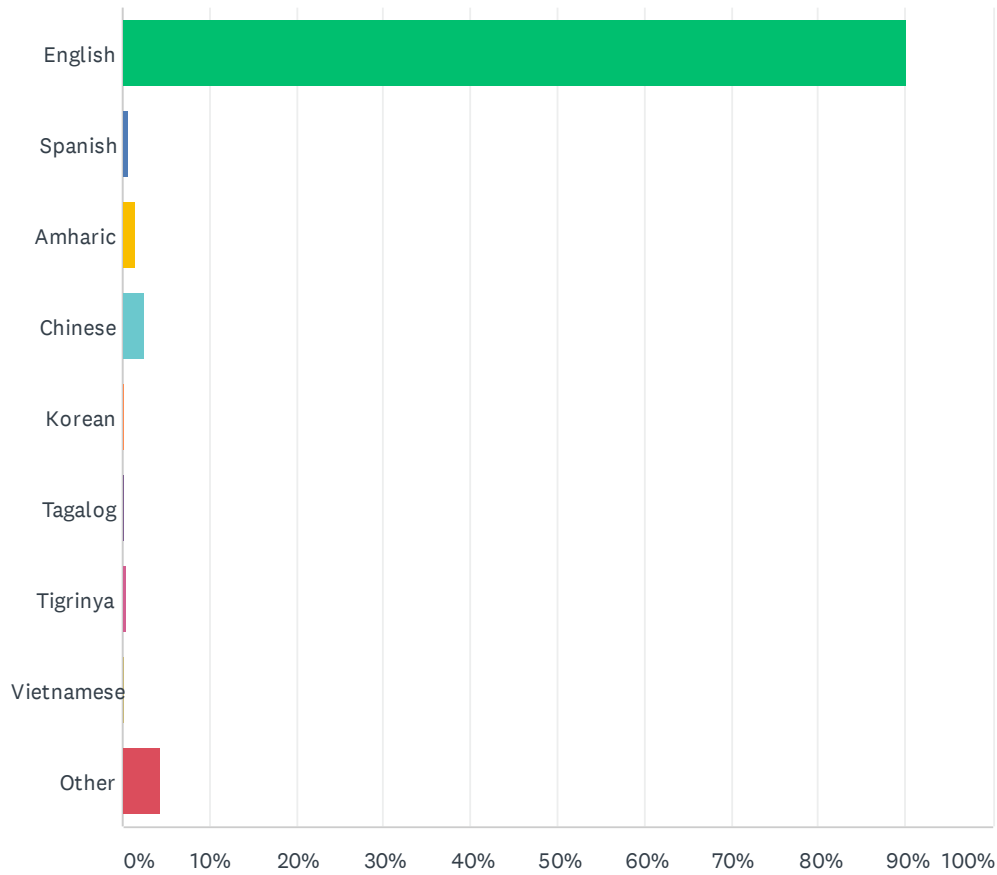


ANSWER CHOICES	RESPONSES
American Indian/Alaskan Native	0.98% 12
Asian	10.84% 133
Pacific Islander/Native Hawaiian	0.81% 10
Black/African-American	5.13% 63
Hispanic/Latinx of any race	4.07% 50
White	60.31% 740
Two or more races	15.81% 194
Other	2.04% 25
<b>TOTAL</b>	<b>1,227</b>



### Q7 What is your primary home language?

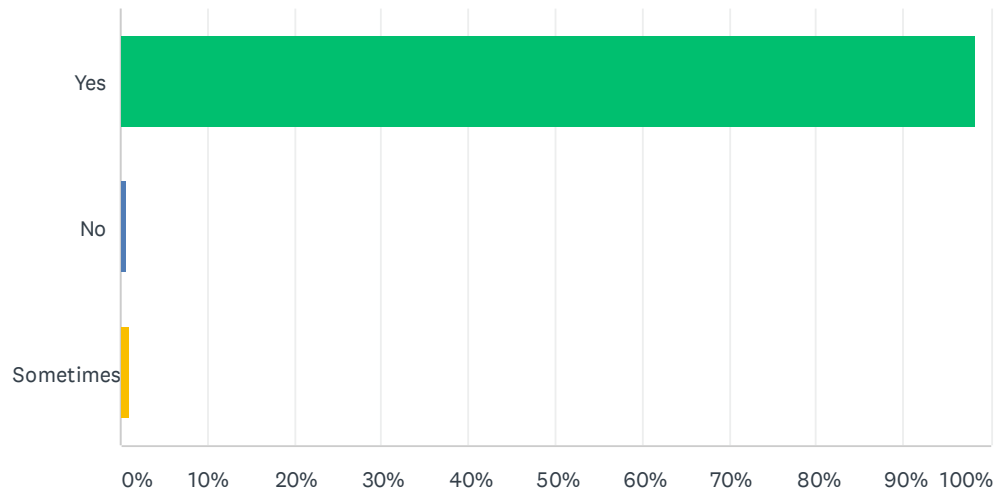
Answered: 1,250 Skipped: 21



ANSWER CHOICES	RESPONSES	
English	90.08%	1,126
Spanish	0.64%	8
Amharic	1.44%	18
Chinese	2.48%	31
Korean	0.16%	2
Tagalog	0.16%	2
Tigrinya	0.48%	6
Vietnamese	0.16%	2
Other	4.40%	55
<b>TOTAL</b>		<b>1,250</b>

### Q8 Do you receive information from your child’s school and the school district in a language you understand?

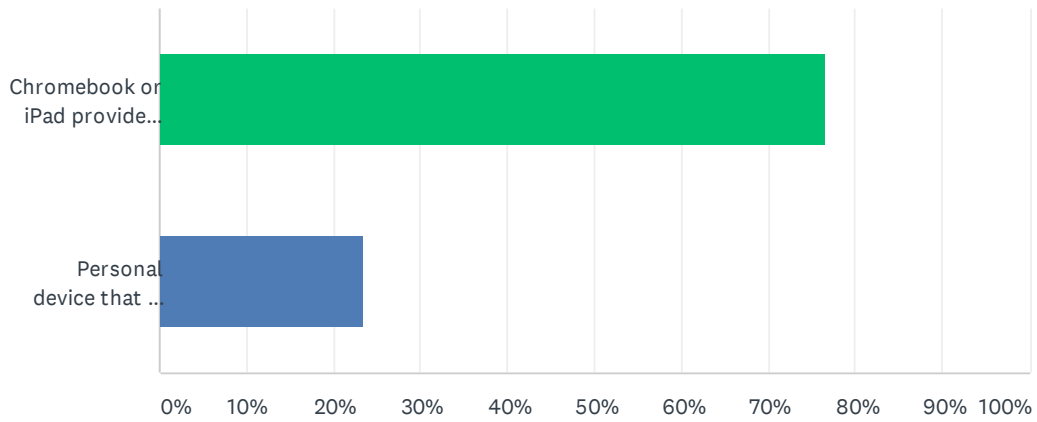
Answered: 1,270 Skipped: 1



ANSWER CHOICES		RESPONSES	
Yes		98.27%	1,248
No		0.71%	9
Sometimes		1.02%	13
TOTAL			1,270

### Q9 Is your child using a school-issued or personal Chromebook or iPad for remote learning?

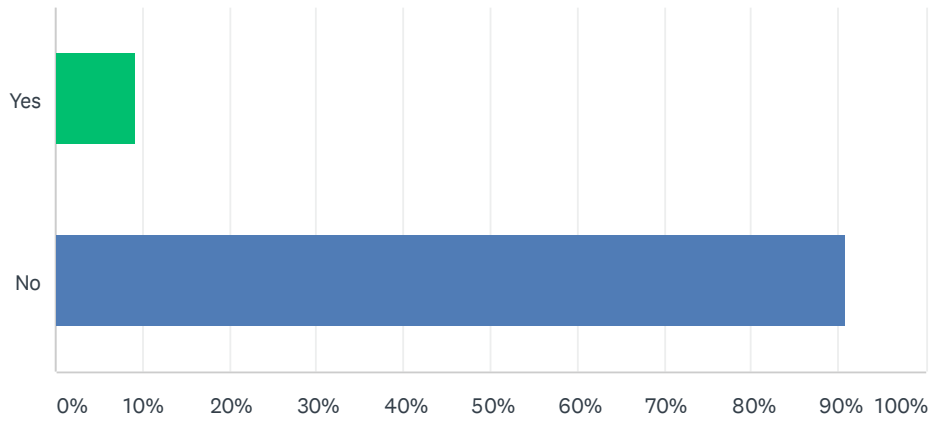
Answered: 1,268 Skipped: 3



ANSWER CHOICES	RESPONSES	
Chromebook or iPad provided by their school/district	76.50%	970
Personal device that we own	23.50%	298
TOTAL		1,268

### Q10 Did you check out a WiFi hotspot from your school or district?

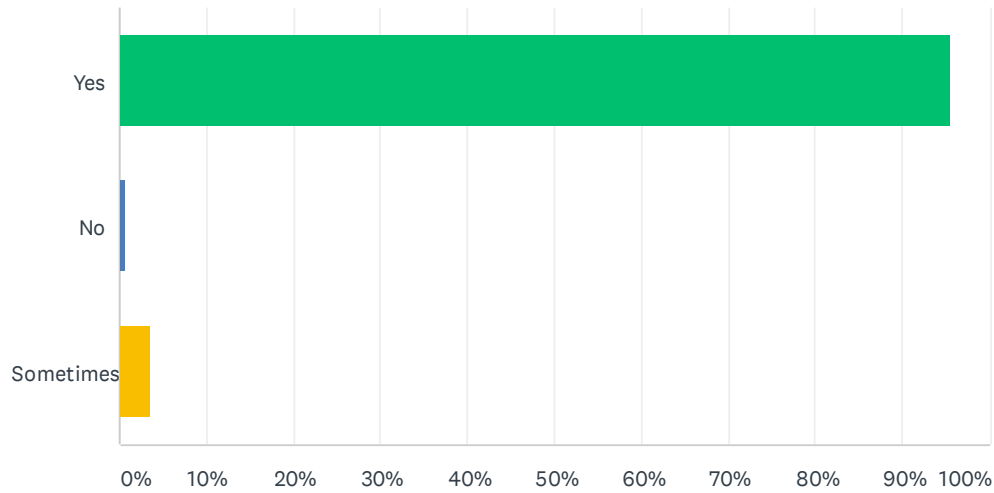
Answered: 1,266 Skipped: 5



ANSWER CHOICES	RESPONSES
Yes	9.24% 117
No	90.76% 1,149
TOTAL	1,266

# Q11 Is your child currently able to access the internet for remote learning?

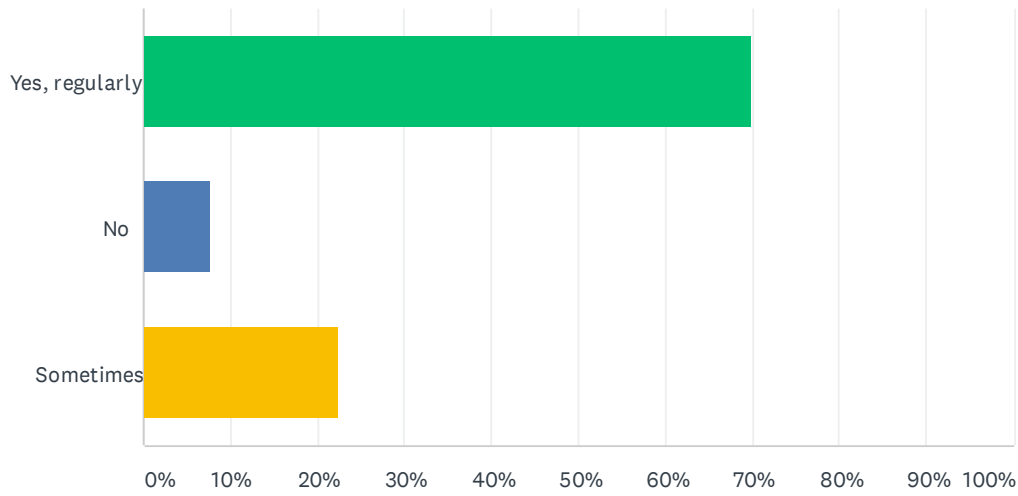
Answered: 1,269 Skipped: 2



ANSWER CHOICES	RESPONSES	
Yes	95.67%	1,214
No	0.71%	9
Sometimes	3.62%	46
<b>TOTAL</b>		<b>1,269</b>

## Q12 Do you use the parent/guardian Canvas or Seesaw app or website to monitor/support your child's schoolwork?

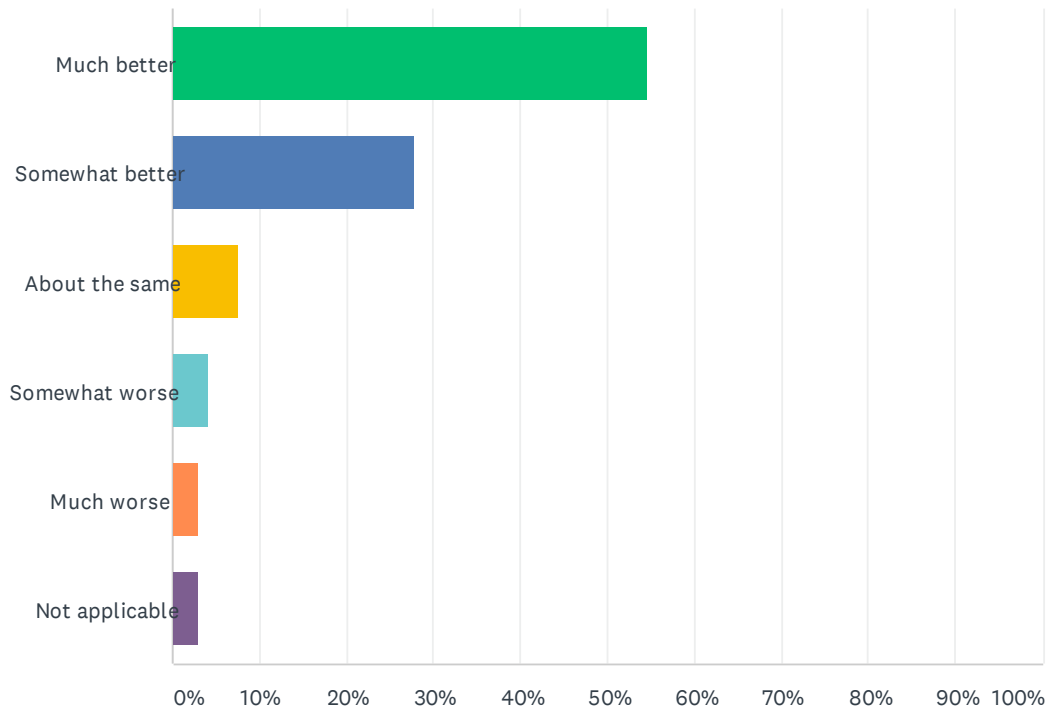
Answered: 1,270 Skipped: 1



ANSWER CHOICES	RESPONSES	
Yes, regularly	69.92%	888
No	7.64%	97
Sometimes	22.44%	285
TOTAL		1,270

### Q13 Compared to your child’s remote learning experience in the spring, your child’s learning experience this fall has been:

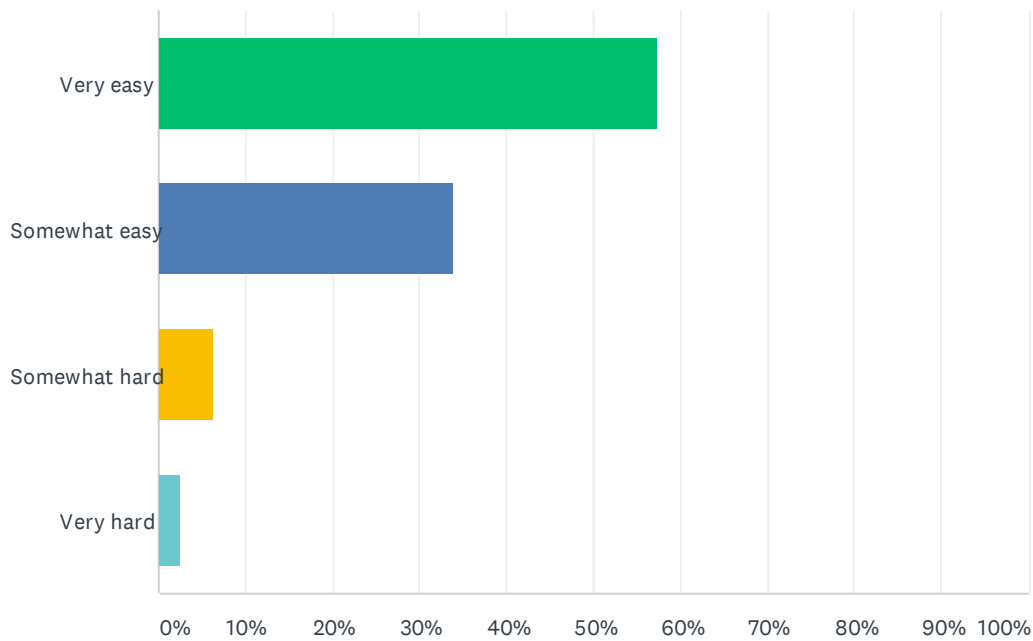
Answered: 1,269 Skipped: 2



ANSWER CHOICES	RESPONSES	
Much better	54.69%	694
Somewhat better	27.74%	352
About the same	7.57%	96
Somewhat worse	4.26%	54
Much worse	2.92%	37
Not applicable	2.84%	36
<b>TOTAL</b>		<b>1,269</b>

### Q14 How easy or hard has it been for your child to find their class links, such as ClassLink, Canvas, Seesaw or Zoom?

Answered: 1,266 Skipped: 5

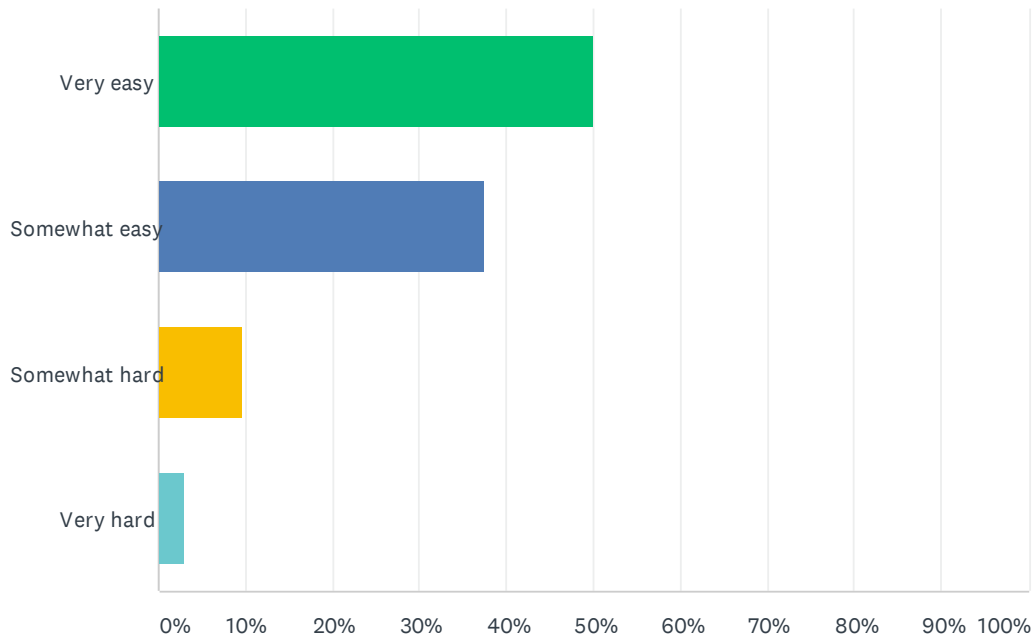


ANSWER CHOICES	RESPONSES	
Very easy	57.35%	726
Somewhat easy	33.81%	428
Somewhat hard	6.32%	80
Very hard	2.53%	32
TOTAL		1,266



## Q15 How easy or hard has it been for your child to find their class assignments?

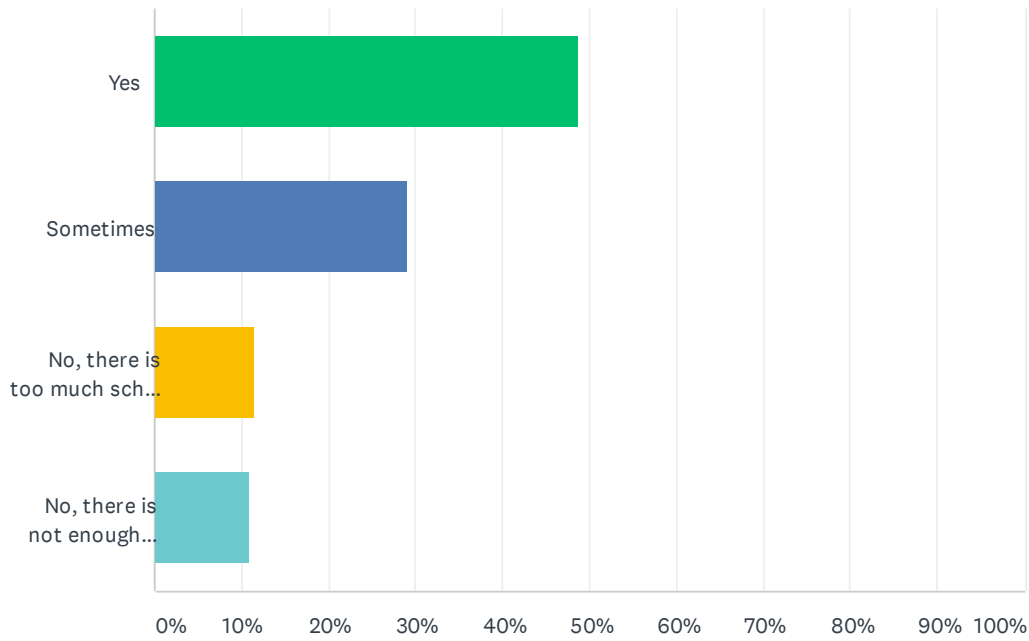
Answered: 1,265 Skipped: 6



ANSWER CHOICES	RESPONSES	
Very easy	49.96%	632
Somewhat easy	37.47%	474
Somewhat hard	9.57%	121
Very hard	3.00%	38
<b>TOTAL</b>		<b>1,265</b>

### Q16 Do you feel your child has an appropriate level of school work in the current remote learning model?

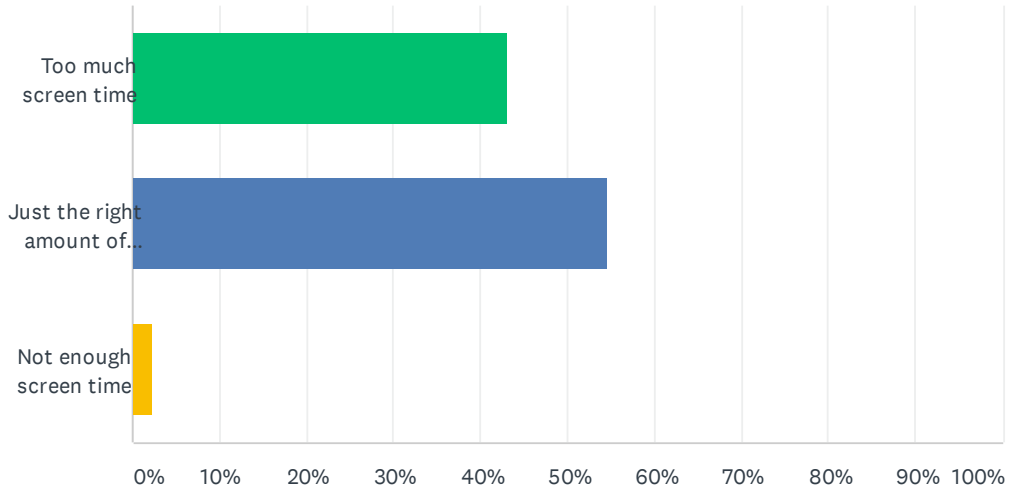
Answered: 1,268 Skipped: 3



ANSWER CHOICES	RESPONSES	
Yes	48.66%	617
Sometimes	29.10%	369
No, there is too much school work	11.44%	145
No, there is not enough school work	10.80%	137
<b>TOTAL</b>		<b>1,268</b>

### Q17 My child's remote learning schedule requires:

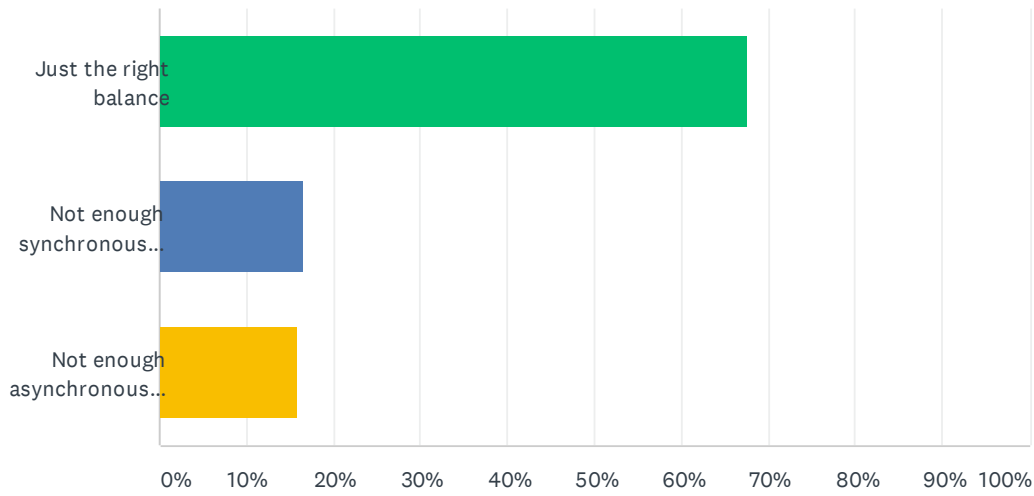
Answered: 1,253 Skipped: 18



ANSWER CHOICES	RESPONSES	
Too much screen time	43.18%	541
Just the right amount of screen time	54.59%	684
Not enough screen time	2.23%	28
TOTAL		1,253

### Q18 I feel my child’s mix of synchronous (teacher-led) and asynchronous (teacher-directed) time is:

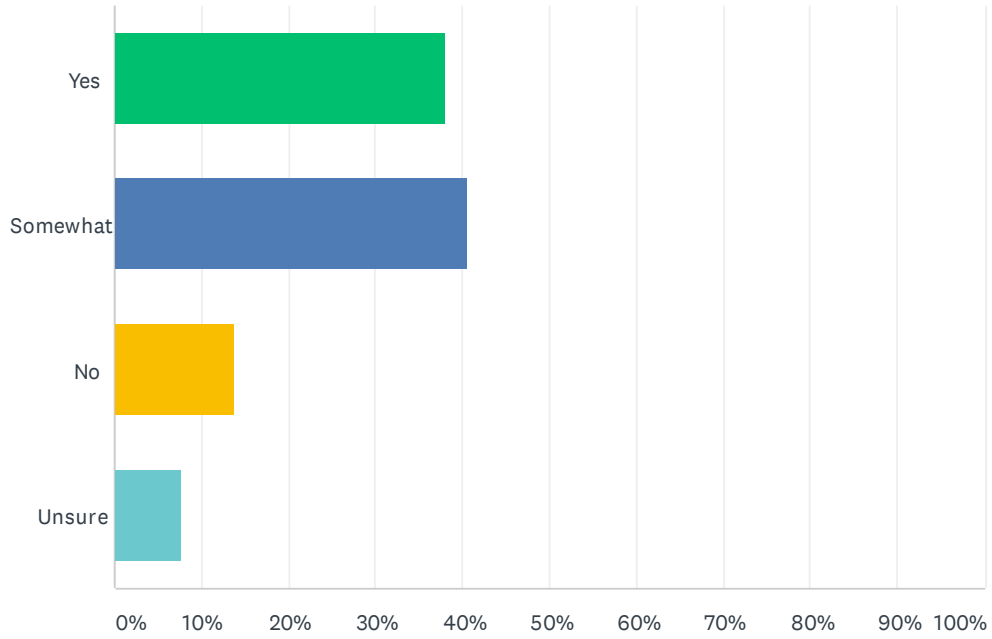
Answered: 1,227 Skipped: 44



ANSWER CHOICES	RESPONSES	
Just the right balance	67.48%	828
Not enough synchronous time	16.63%	204
Not enough asynchronous time	15.89%	195
TOTAL		1,227

### Q19 I feel my child is progressing in their learning:

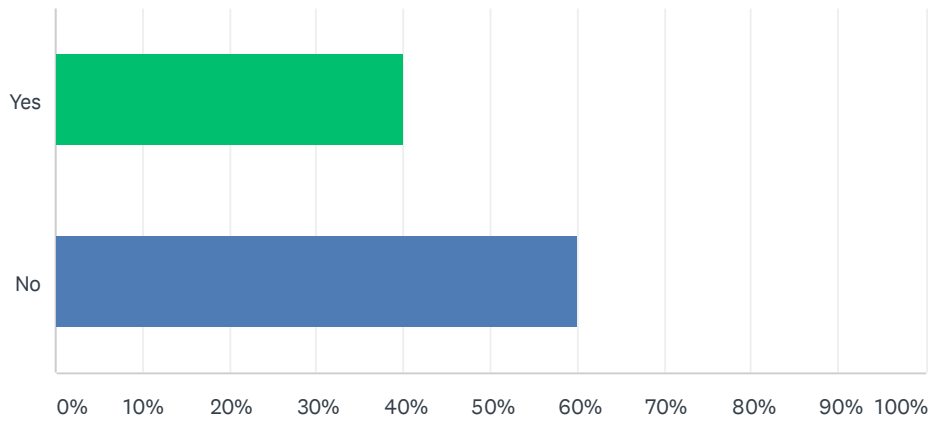
Answered: 1,269 Skipped: 2



ANSWER CHOICES	RESPONSES	
Yes	38.14%	484
Somewhat	40.50%	514
No	13.71%	174
Unsure	7.64%	97
<b>TOTAL</b>		<b>1,269</b>

## Q20 Have you experienced any technology issues that have prevented your child from accessing their class or learning tools for a period of time?

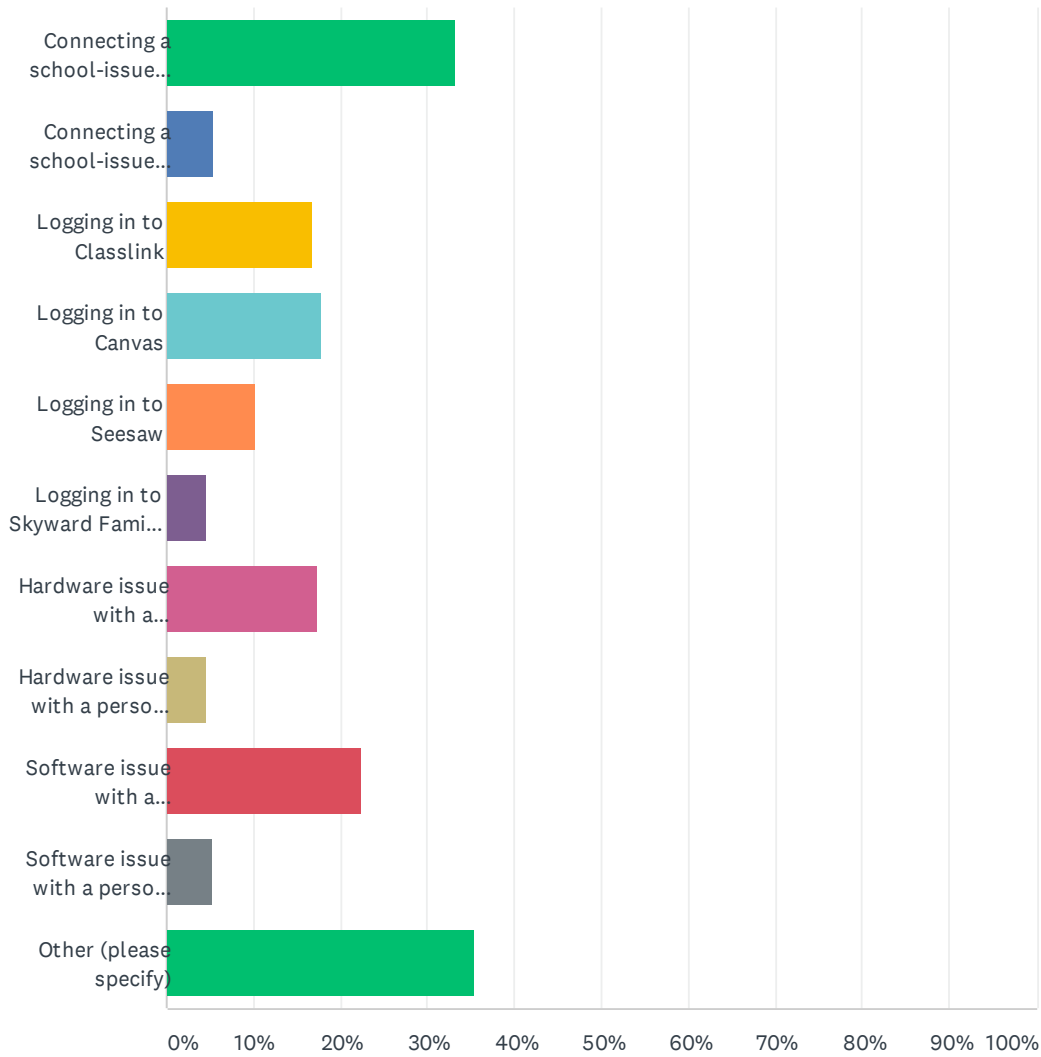
Answered: 1,269 Skipped: 2



ANSWER CHOICES	RESPONSES	
Yes	39.95%	507
No	60.05%	762
TOTAL		1,269

### Q21 If you answered YES to the previous question, please indicate the type/s of technology issues you or your child has experienced: (select all that apply)

Answered: 522 Skipped: 749

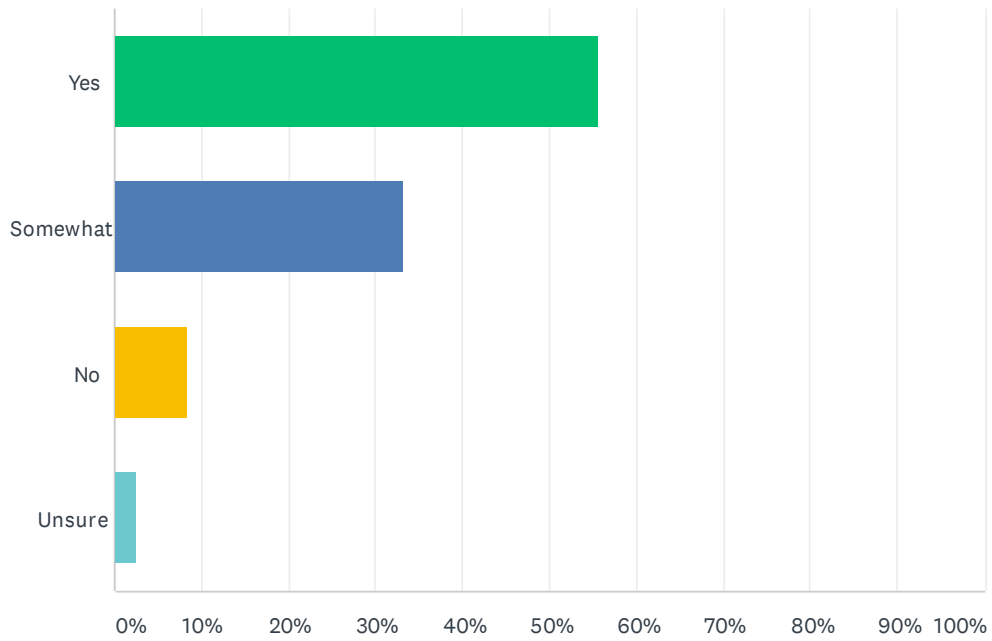


ANSWER CHOICES	RESPONSES	
Connecting a school-issued Chromebook/iPad to home internet	33.33%	174
Connecting a school-issued Chromebook/iPad to a school-issued wifi hotspot	5.36%	28
Logging in to Classlink	16.67%	87
Logging in to Canvas	17.82%	93
Logging in to Seesaw	10.34%	54
Logging in to Skyward Family Access	4.60%	24
Hardware issue with a school-issued Chromebook/iPad	17.43%	91
Hardware issue with a personal computer/device owned by the student or family	4.60%	24
Software issue with a school-issued Chromebook/iPad	22.41%	117
Software issue with a personal computer/device owned by the student or family	5.17%	27
Other (please specify)	35.44%	185
Total Respondents: 522		



## Q22 As a parent/guardian, I am provided enough information to support my child with remote learning:

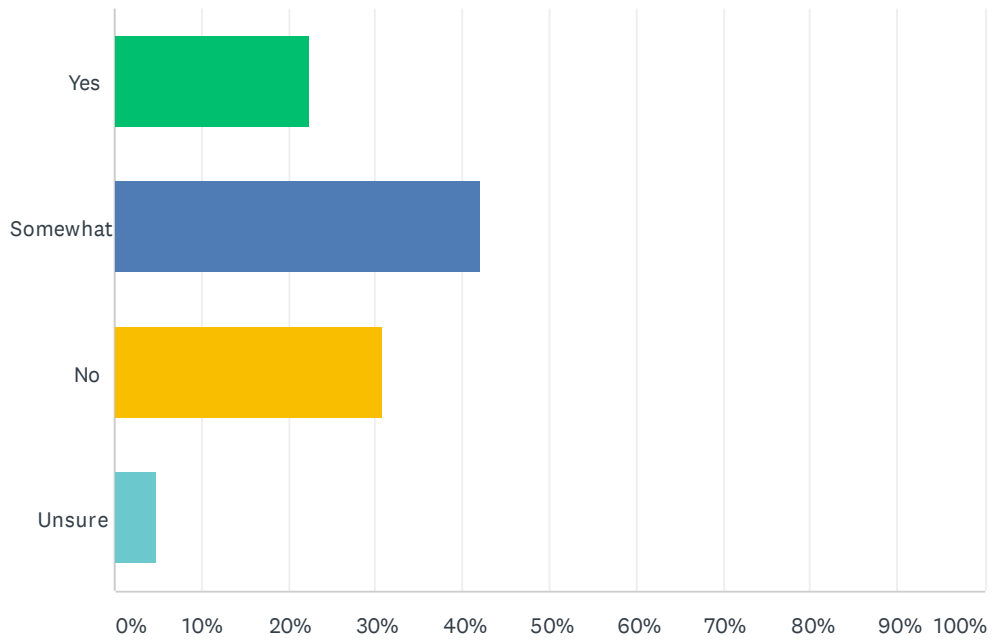
Answered: 1,266 Skipped: 5



ANSWER CHOICES	RESPONSES	
Yes	55.69%	705
Somewhat	33.33%	422
No	8.37%	106
Unsure	2.61%	33
<b>TOTAL</b>		<b>1,266</b>

## Q23 Do you feel your child’s social and emotional needs are being supported by their school during this period of remote learning?

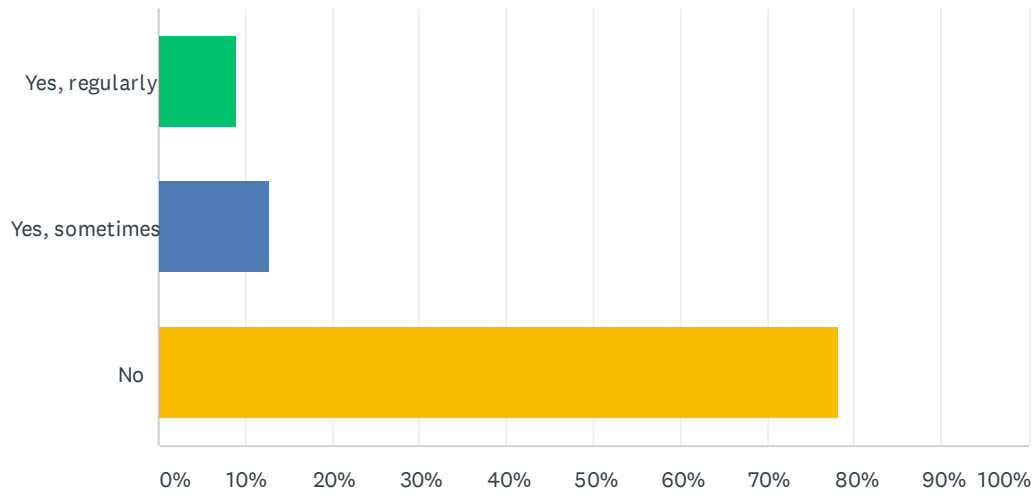
Answered: 1,269 Skipped: 2



ANSWER CHOICES	RESPONSES	
Yes	22.46%	285
Somewhat	42.00%	533
No	30.65%	389
Unsure	4.89%	62
<b>TOTAL</b>		<b>1,269</b>

## Q24 Has your family accessed school meals during remote learning this fall?

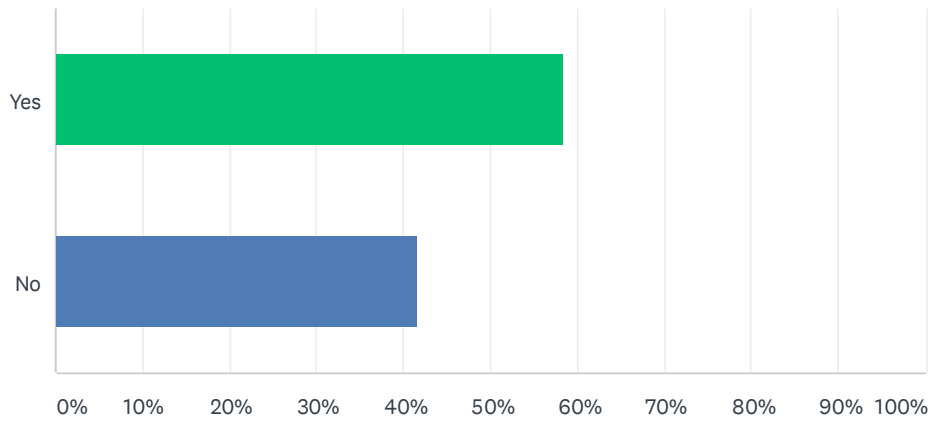
Answered: 1,268 Skipped: 3



ANSWER CHOICES	RESPONSES	
Yes, regularly	8.99%	114
Yes, sometimes	12.78%	162
No	78.23%	992
<b>TOTAL</b>		<b>1,268</b>

### Q25 Did you attend or watch a recording of one of our Family Academy webinars at the beginning of the school year?

Answered: 1,265 Skipped: 6



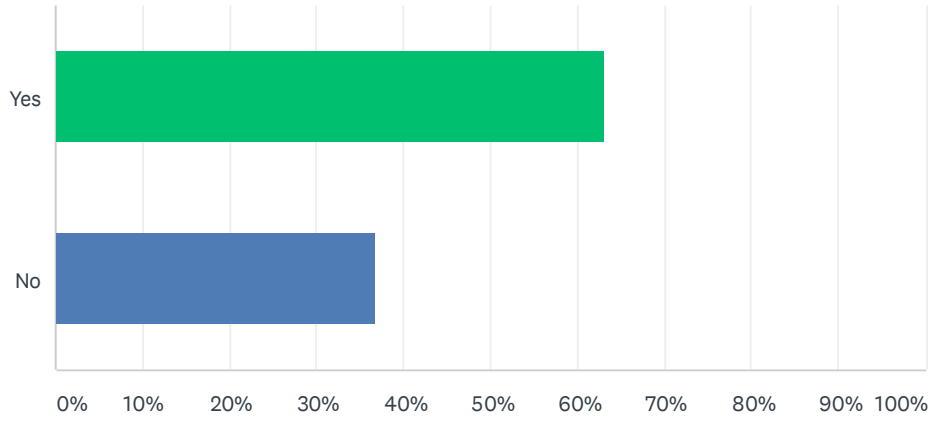
ANSWER CHOICES	RESPONSES	
Yes	58.34%	738
No	41.66%	527
TOTAL		1,265

**Q26 If there is a topic you would like to see covered at a future Family Academy, please include it here.**

Answered: 166 Skipped: 1,105

### Q27 Have you accessed the Remote Learning Resources webpage on your school or district website?

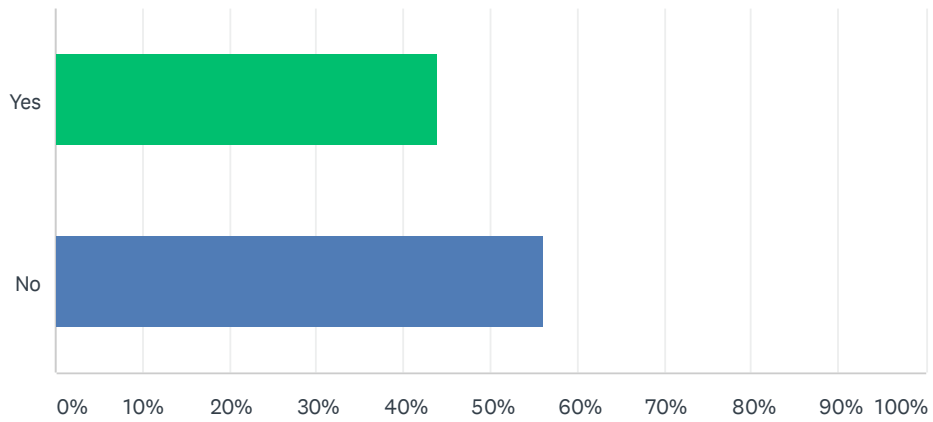
Answered: 1,263 Skipped: 8



ANSWER CHOICES	RESPONSES	
Yes	63.10%	797
No	36.90%	466
TOTAL		1,263

# Q28 Have you contacted your school regarding any needs your family may have?

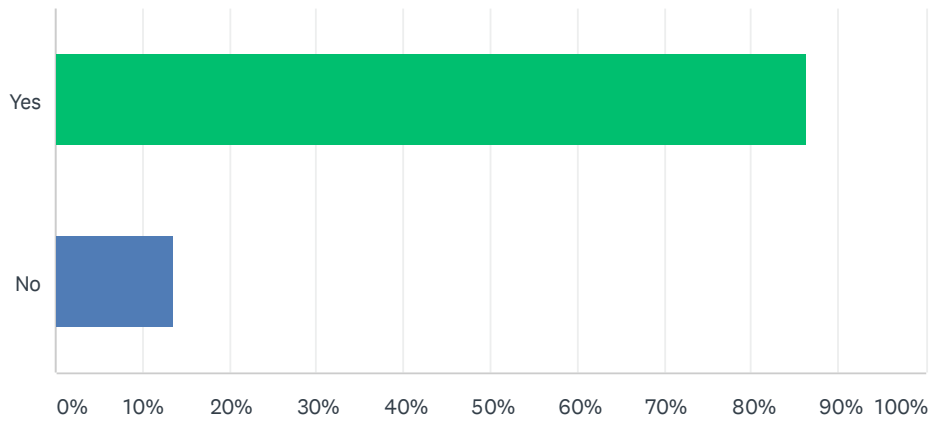
Answered: 1,262 Skipped: 9



ANSWER CHOICES	RESPONSES	
Yes	43.98%	555
No	56.02%	707
TOTAL		1,262

## Q29 Do you know who to contact at your school if you need resources or support?

Answered: 1,264 Skipped: 7

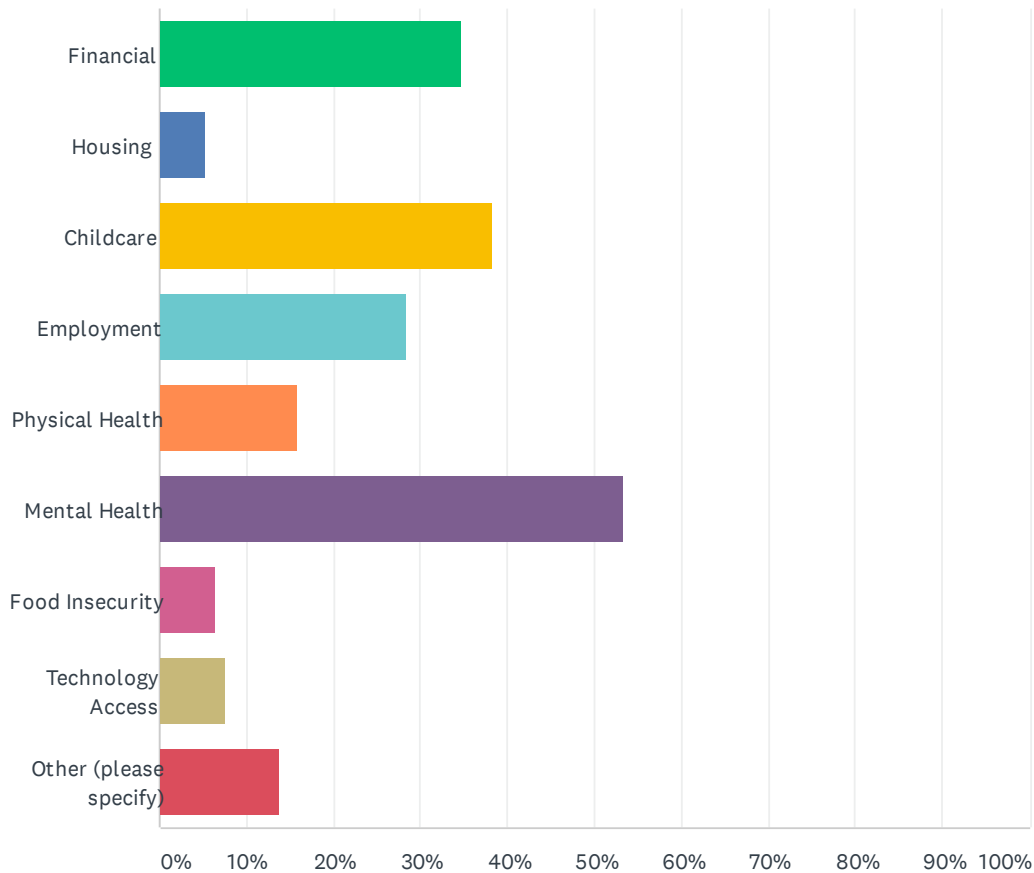


ANSWER CHOICES	RESPONSES	
Yes	86.39%	1,092
No	13.61%	172
TOTAL		1,264



### Q30 If your family is currently experiencing hardship due to the COVID-19 pandemic, what are those challenges? (select all that apply)

Answered: 619 Skipped: 652



ANSWER CHOICES	RESPONSES	
Financial	34.73%	215
Housing	5.33%	33
Childcare	38.29%	237
Employment	28.43%	176
Physical Health	15.99%	99
Mental Health	53.31%	330
Food Insecurity	6.46%	40
Technology Access	7.59%	47
Other (please specify)	13.89%	86
Total Respondents: 619		