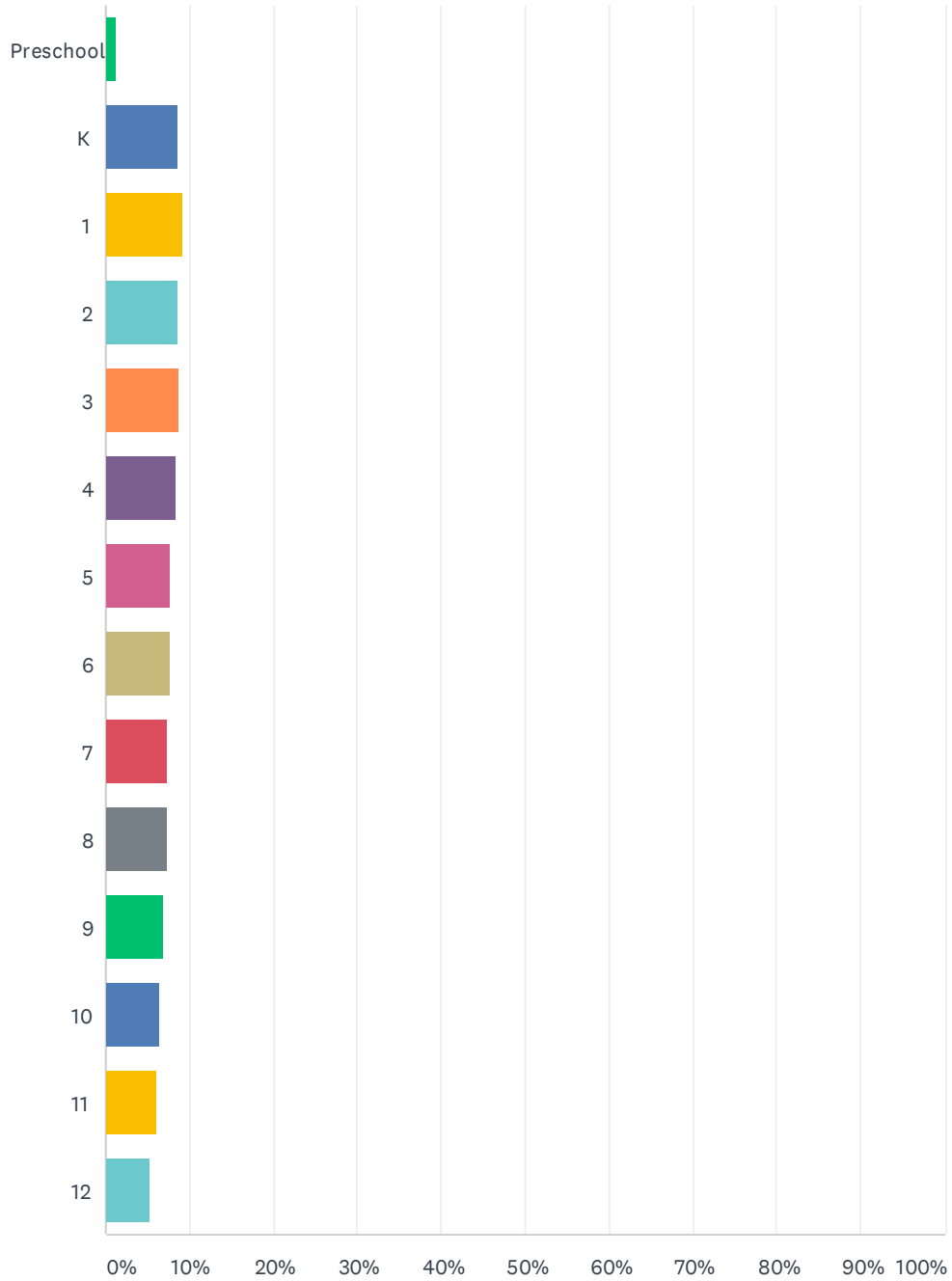


Q1 Please select your child's grade level:

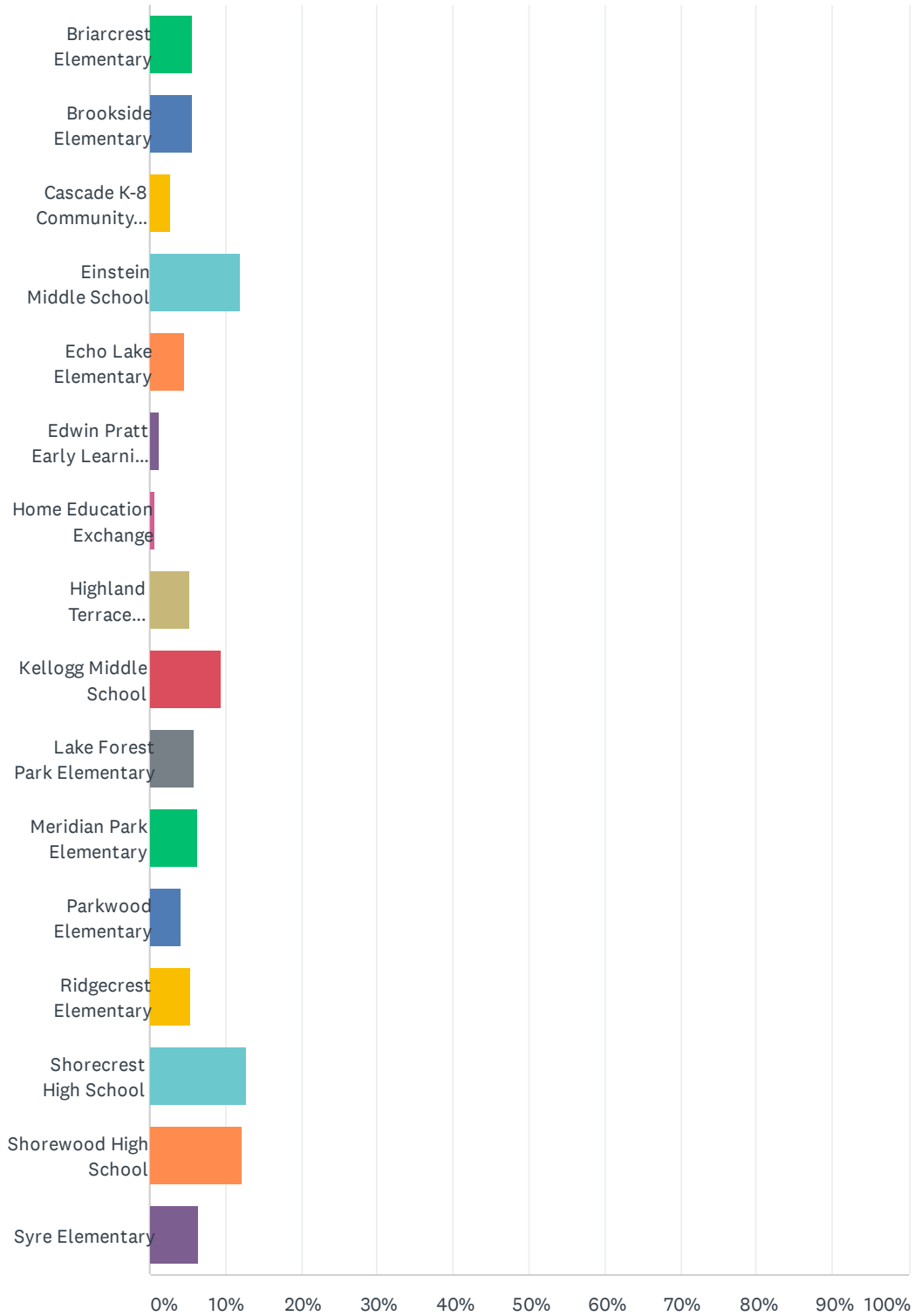
Answered: 4,256 Skipped: 2



ANSWER CHOICES	RESPONSES	
Preschool	1.34%	57
K	8.53%	363
1	9.21%	392
2	8.60%	366
3	8.88%	378
4	8.46%	360
5	7.68%	327
6	7.68%	327
7	7.40%	315
8	7.38%	314
9	6.98%	297
10	6.51%	277
11	6.11%	260
12	5.24%	223
TOTAL		4,256

Q2 Which school does your child attend?

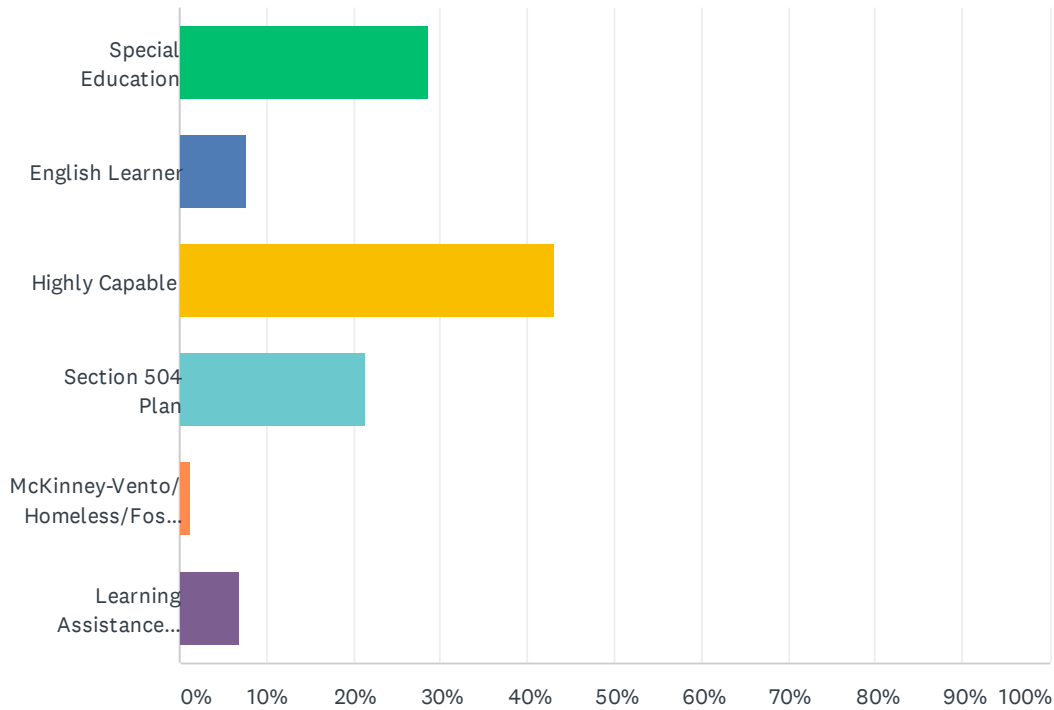
Answered: 4,242 Skipped: 16



ANSWER CHOICES	RESPONSES	
Briarcrest Elementary	5.70%	242
Brookside Elementary	5.66%	240
Cascade K-8 Community School	2.66%	113
Einstein Middle School	11.83%	502
Echo Lake Elementary	4.53%	192
Edwin Pratt Early Learning Center	1.30%	55
Home Education Exchange	0.61%	26
Highland Terrace Elementary	5.19%	220
Kellogg Middle School	9.43%	400
Lake Forest Park Elementary	5.87%	249
Meridian Park Elementary	6.27%	266
Parkwood Elementary	4.24%	180
Ridgecrest Elementary	5.49%	233
Shorecrest High School	12.66%	537
Shorewood High School	12.16%	516
Syre Elementary	6.39%	271
TOTAL		4,242

Q3 If your child is in a special program, please select all that apply.

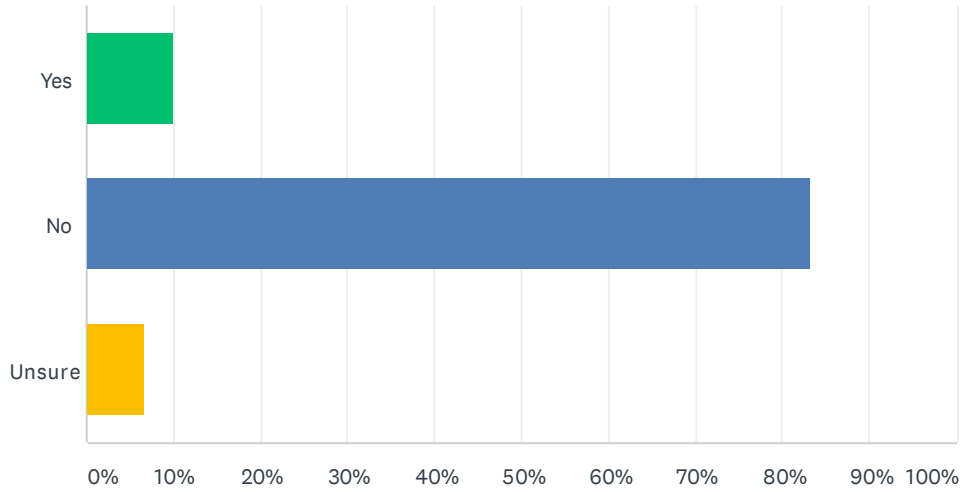
Answered: 1,271 Skipped: 2,987



ANSWER CHOICES	RESPONSES	
Special Education	28.56%	363
English Learner	7.71%	98
Highly Capable	43.19%	549
Section 504 Plan	21.24%	270
McKinney-Vento/Homeless/Foster Care	1.34%	17
Learning Assistance Program/Title I	6.85%	87
Total Respondents: 1,271		

Q4 Does your child qualify for free or reduced-price school meals?

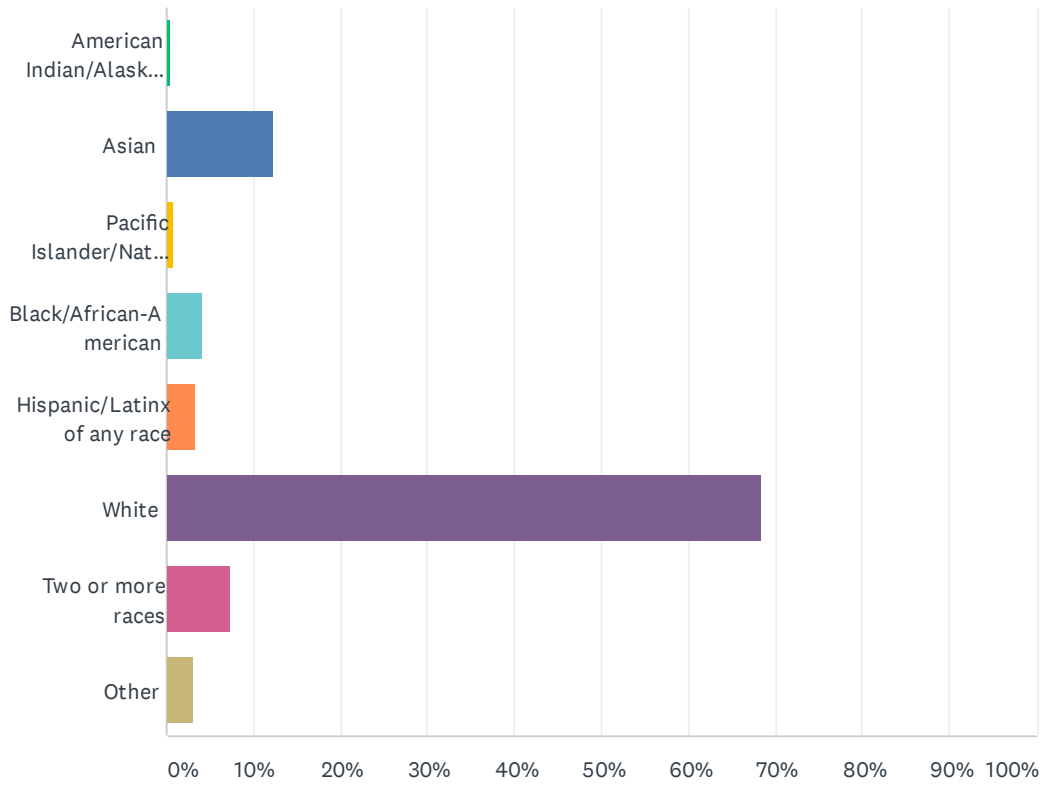
Answered: 4,215 Skipped: 43



ANSWER CHOICES	RESPONSES
Yes	10.04% 423
No	83.25% 3,509
Unsure	6.71% 283
TOTAL	4,215

Q5 What is your race/ethnic origin?

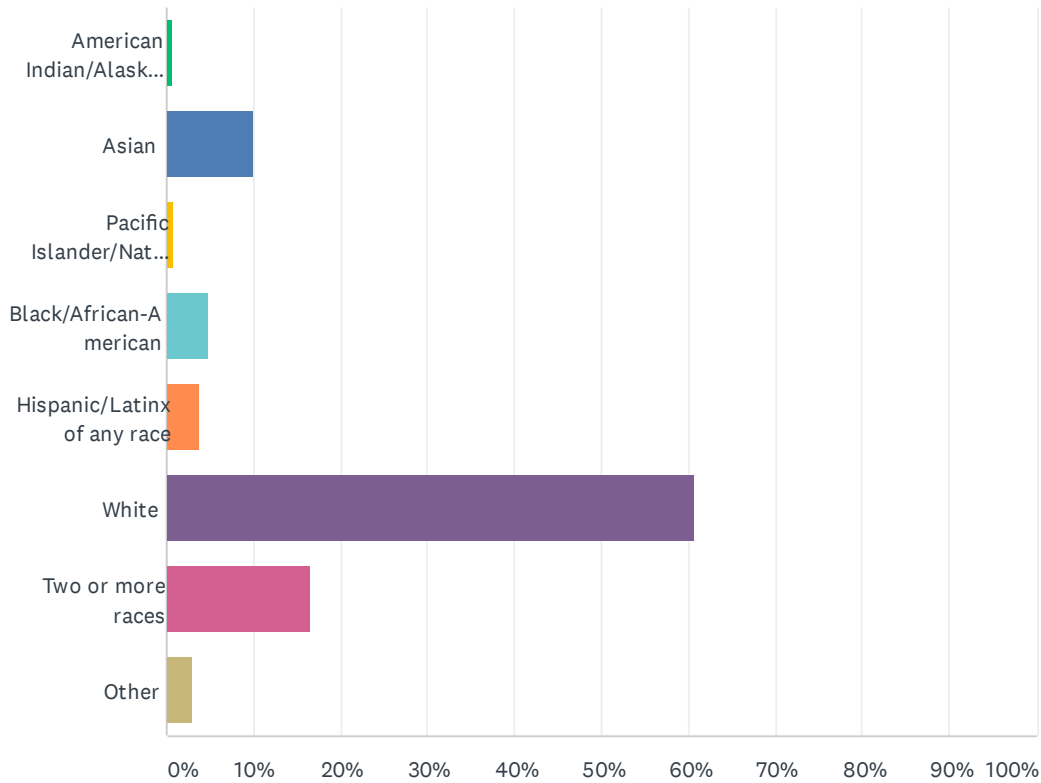
Answered: 4,140 Skipped: 118



ANSWER CHOICES	RESPONSES	
American Indian/Alaskan Native	0.39%	16
Asian	12.37%	512
Pacific Islander/Native Hawaiian	0.92%	38
Black/African-American	4.15%	172
Hispanic/Latinx of any race	3.29%	136
White	68.43%	2,833
Two or more races	7.29%	302
Other	3.16%	131
TOTAL		4,140

Q6 What is your child's race/ethnic origin?

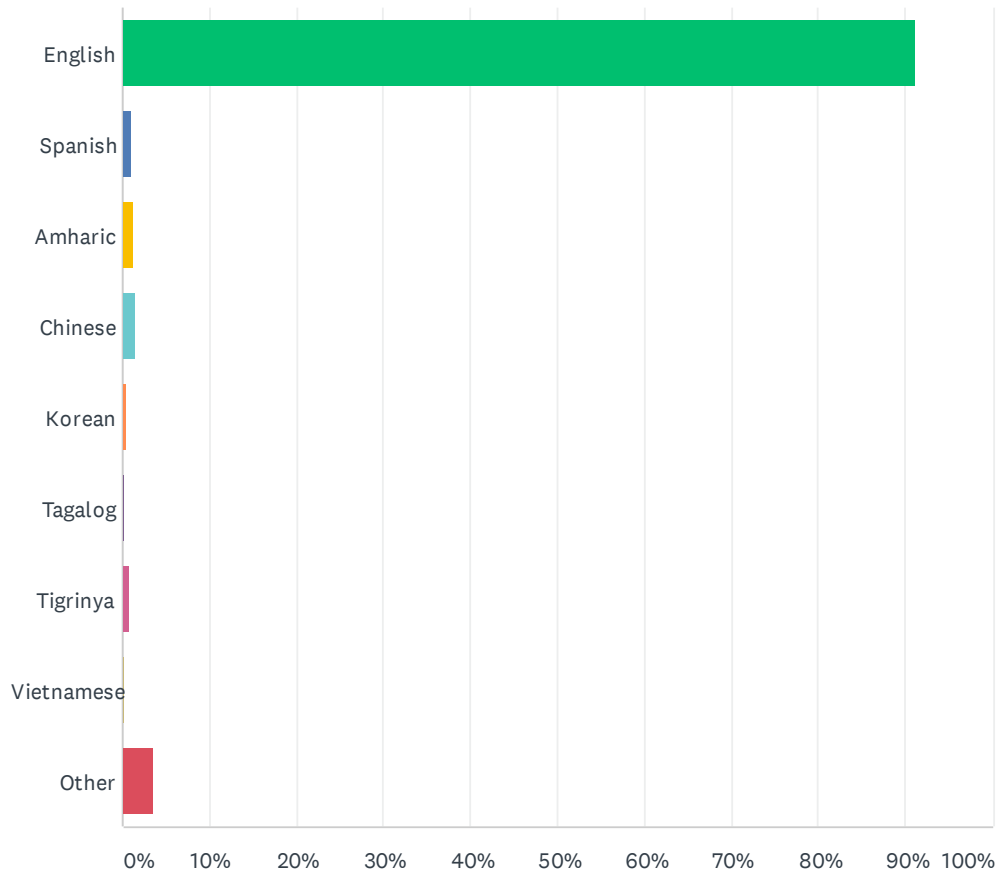
Answered: 4,117 Skipped: 141



ANSWER CHOICES	RESPONSES
American Indian/Alaskan Native	0.61% 25
Asian	10.06% 414
Pacific Islander/Native Hawaiian	0.75% 31
Black/African-American	4.74% 195
Hispanic/Latinx of any race	3.74% 154
White	60.60% 2,495
Two or more races	16.57% 682
Other	2.94% 121
TOTAL	4,117

Q7 What is your primary home language?

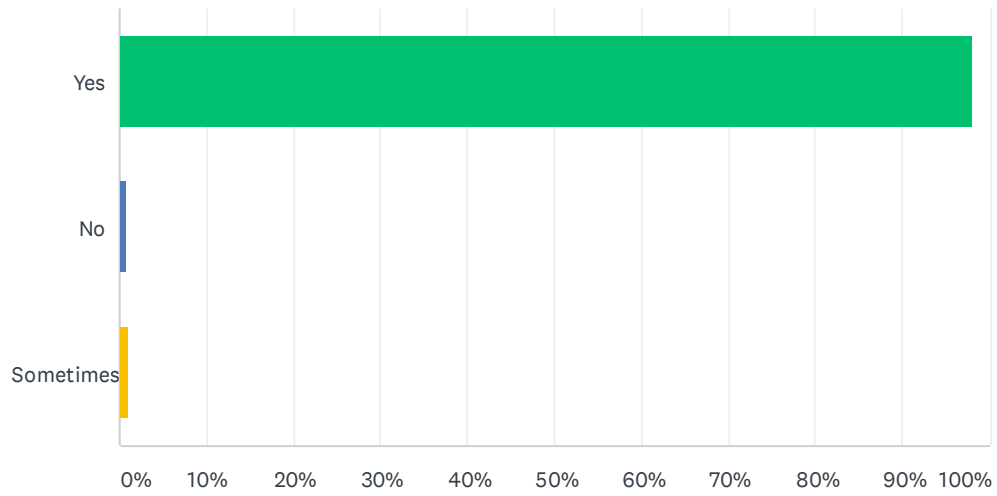
Answered: 4,203 Skipped: 55



ANSWER CHOICES	RESPONSES	
English	91.20%	3,833
Spanish	0.95%	40
Amharic	1.19%	50
Chinese	1.50%	63
Korean	0.36%	15
Tagalog	0.29%	12
Tigrinya	0.76%	32
Vietnamese	0.29%	12
Other	3.47%	146
TOTAL		4,203

Q8 Do you receive information from your child’s school and the school district in a language you understand?

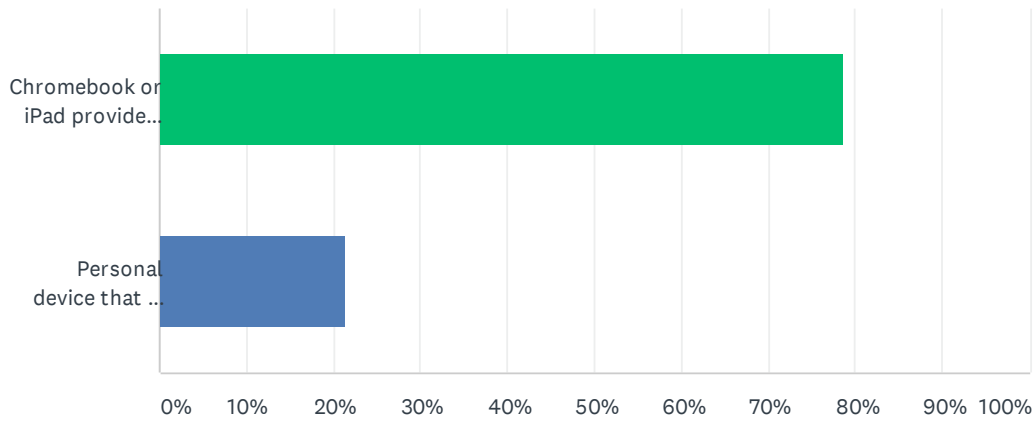
Answered: 4,241 Skipped: 17



ANSWER CHOICES		RESPONSES	
Yes		98.09%	4,160
No		0.85%	36
Sometimes		1.06%	45
TOTAL			4,241

Q9 Is your child using a school-issued or personal Chromebook or iPad for remote learning?

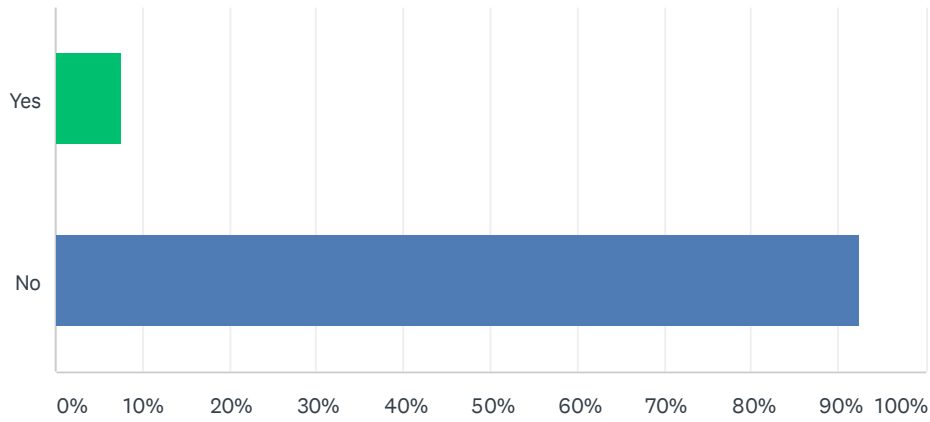
Answered: 4,244 Skipped: 14



ANSWER CHOICES	RESPONSES	
Chromebook or iPad provided by their school/district	78.63%	3,337
Personal device that we own	21.37%	907
TOTAL		4,244

Q10 Did you check out a WiFi hotspot from your school or district?

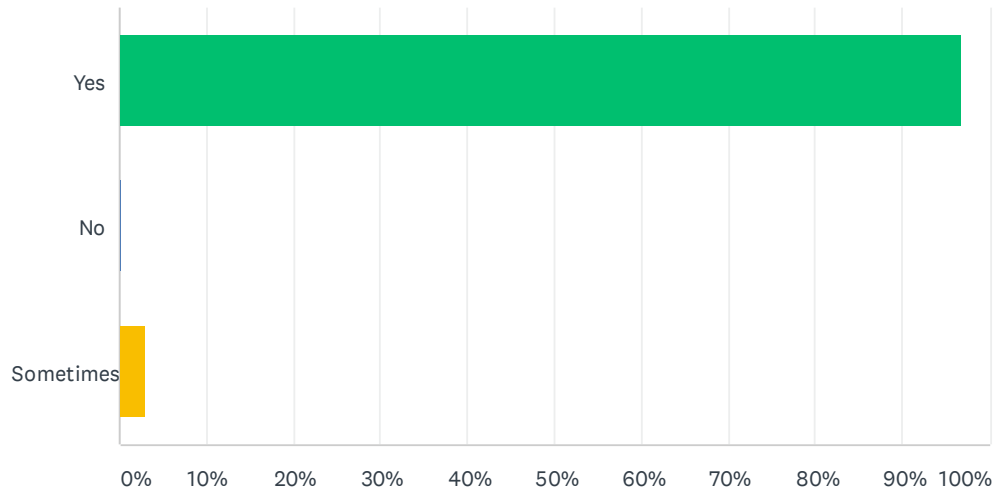
Answered: 4,238 Skipped: 20



ANSWER CHOICES	RESPONSES	
Yes	7.53%	319
No	92.47%	3,919
TOTAL		4,238

Q11 Is your child currently able to access the internet for remote learning?

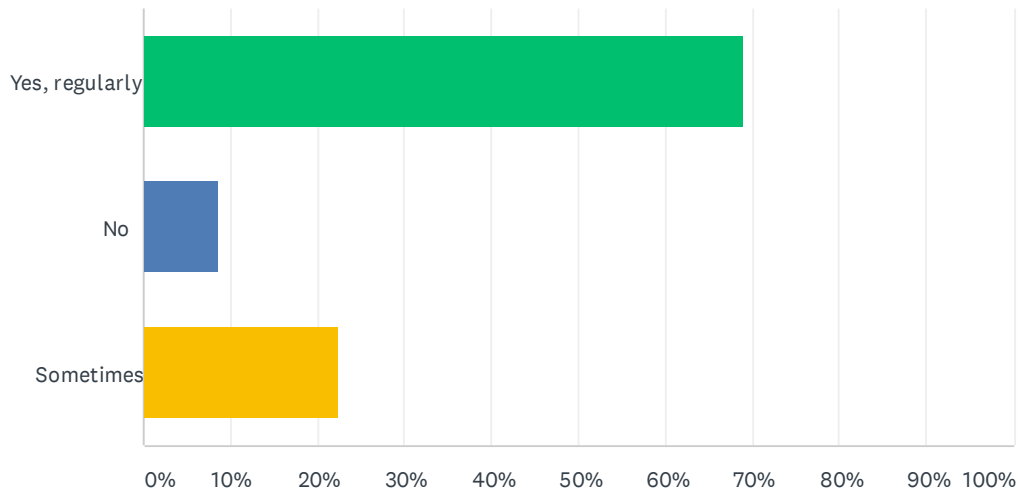
Answered: 4,248 Skipped: 10



ANSWER CHOICES	RESPONSES	
Yes	96.87%	4,115
No	0.28%	12
Sometimes	2.85%	121
TOTAL		4,248

Q12 Do you use the parent/guardian Canvas or Seesaw app or website to monitor/support your child's schoolwork?

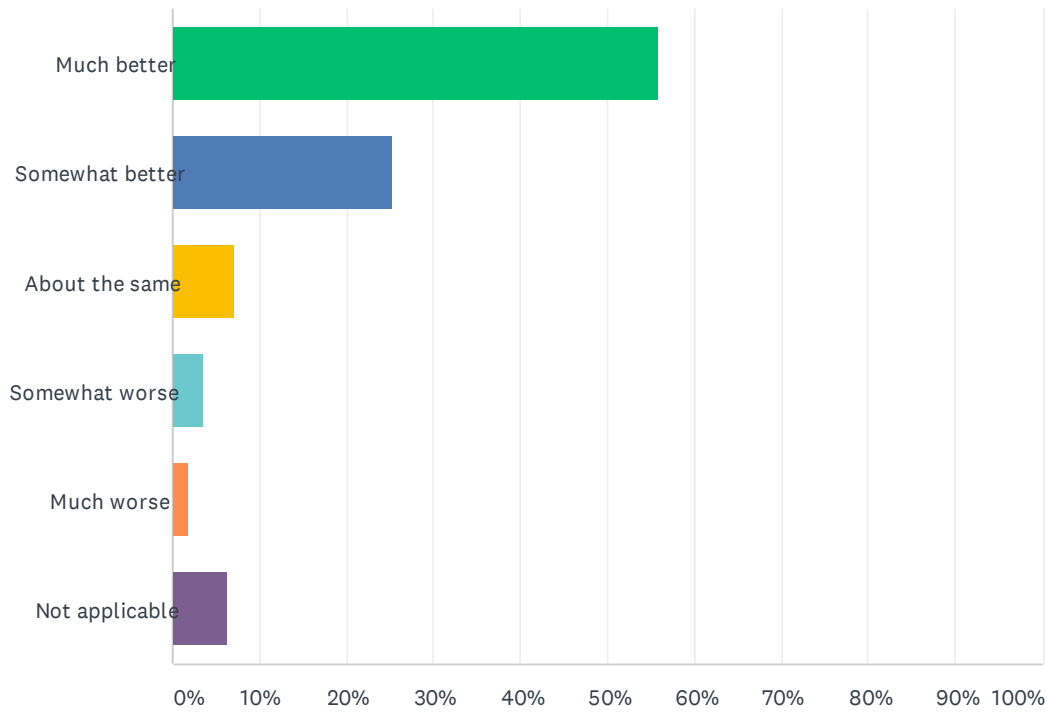
Answered: 4,248 Skipped: 10



ANSWER CHOICES	RESPONSES	
Yes, regularly	69.00%	2,931
No	8.59%	365
Sometimes	22.41%	952
TOTAL		4,248

Q13 Compared to your child’s remote learning experience in the spring, your child’s learning experience this fall has been:

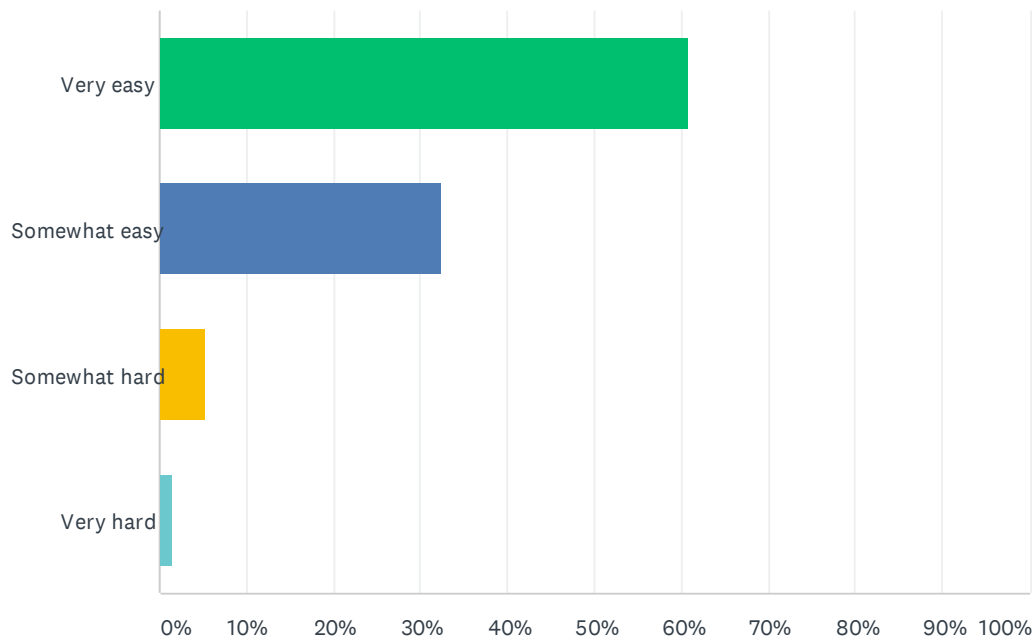
Answered: 4,249 Skipped: 9



ANSWER CHOICES	RESPONSES	
Much better	55.78%	2,370
Somewhat better	25.32%	1,076
About the same	7.01%	298
Somewhat worse	3.60%	153
Much worse	1.95%	83
Not applicable	6.33%	269
TOTAL		4,249

Q14 How easy or hard has it been for your child to find their class links, such as ClassLink, Canvas, Seesaw or Zoom?

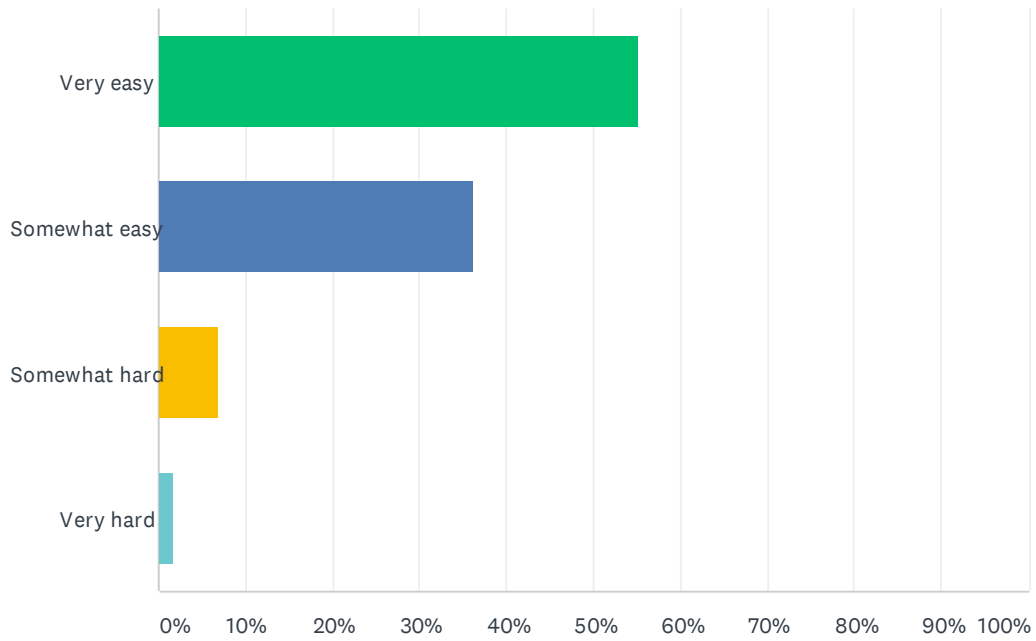
Answered: 4,237 Skipped: 21



ANSWER CHOICES	RESPONSES	
Very easy	60.94%	2,582
Somewhat easy	32.48%	1,376
Somewhat hard	5.22%	221
Very hard	1.37%	58
TOTAL		4,237

Q15 How easy or hard has it been for your child to find their class assignments?

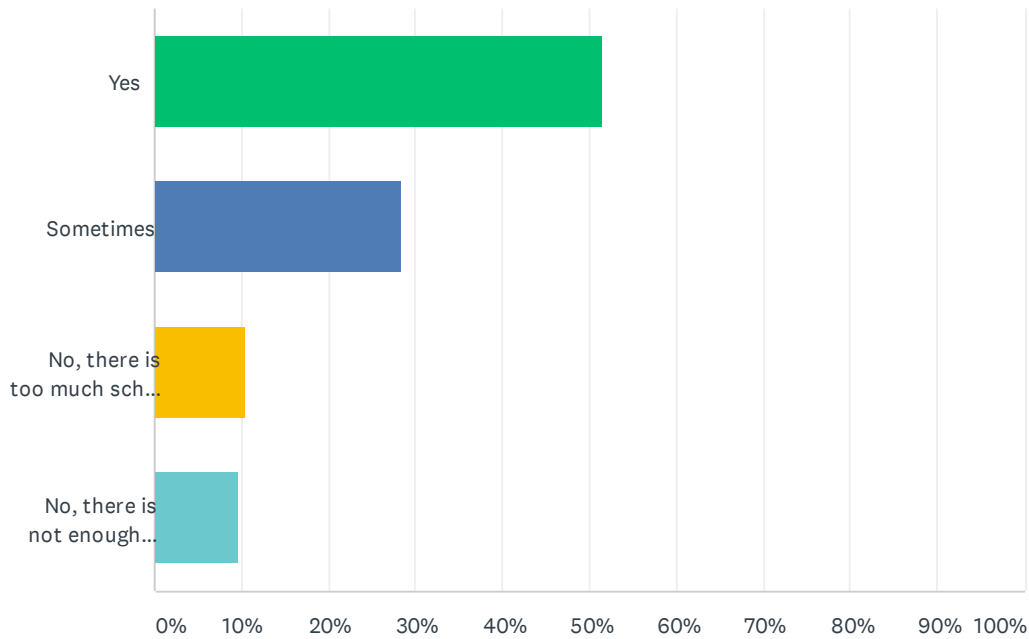
Answered: 4,239 Skipped: 19



ANSWER CHOICES	RESPONSES
Very easy	55.20% 2,340
Somewhat easy	36.28% 1,538
Somewhat hard	6.91% 293
Very hard	1.60% 68
TOTAL	4,239

Q16 Do you feel your child has an appropriate level of school work in the current remote learning model?

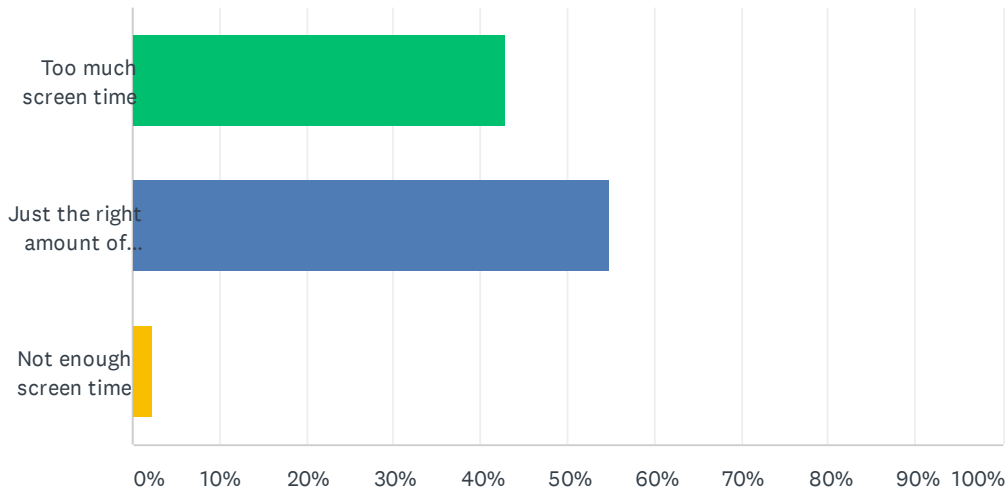
Answered: 4,236 Skipped: 22



ANSWER CHOICES	RESPONSES	
Yes	51.46%	2,180
Sometimes	28.54%	1,209
No, there is too much school work	10.43%	442
No, there is not enough school work	9.56%	405
TOTAL		4,236

Q17 My child's remote learning schedule requires:

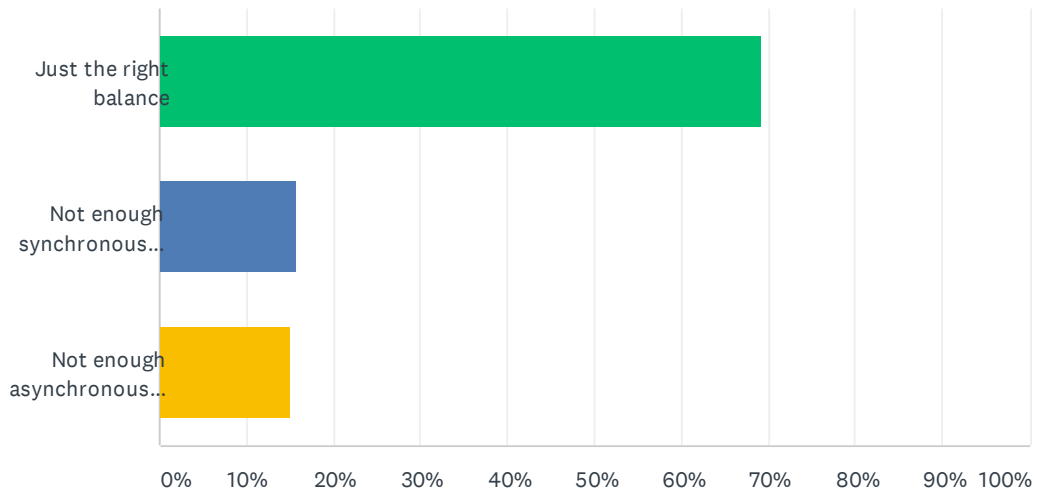
Answered: 4,188 Skipped: 70



ANSWER CHOICES	RESPONSES	
Too much screen time	42.96%	1,799
Just the right amount of screen time	54.78%	2,294
Not enough screen time	2.27%	95
TOTAL		4,188

Q18 I feel my child’s mix of synchronous (teacher-led) and asynchronous (teacher-directed) time is:

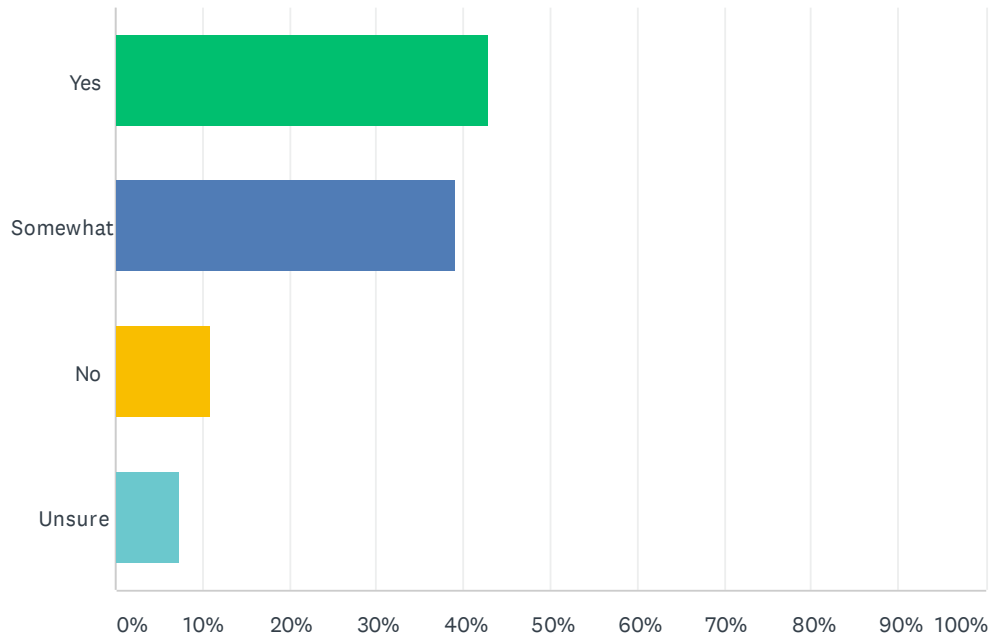
Answered: 4,093 Skipped: 165



ANSWER CHOICES	RESPONSES	
Just the right balance	69.26%	2,835
Not enough synchronous time	15.59%	638
Not enough asynchronous time	15.15%	620
TOTAL		4,093

Q19 I feel my child is progressing in their learning:

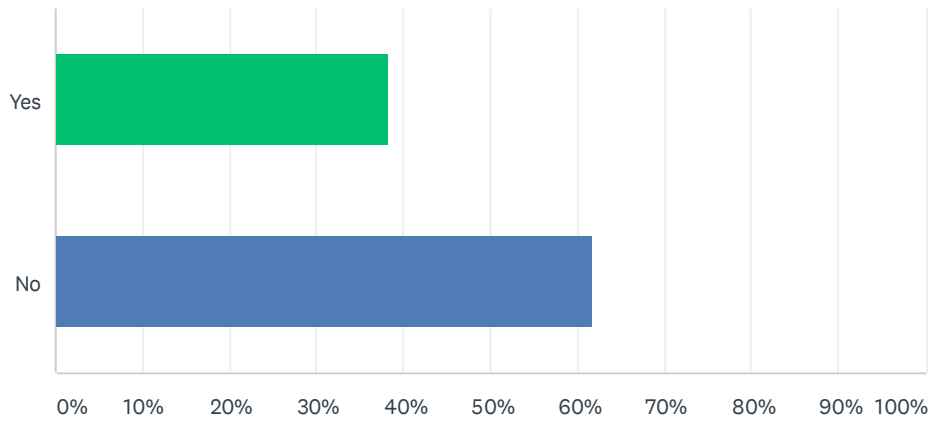
Answered: 4,246 Skipped: 12



ANSWER CHOICES	RESPONSES	
Yes	42.79%	1,817
Somewhat	39.12%	1,661
No	10.81%	459
Unsure	7.28%	309
TOTAL		4,246

Q20 Have you experienced any technology issues that have prevented your child from accessing their class or learning tools for a period of time?

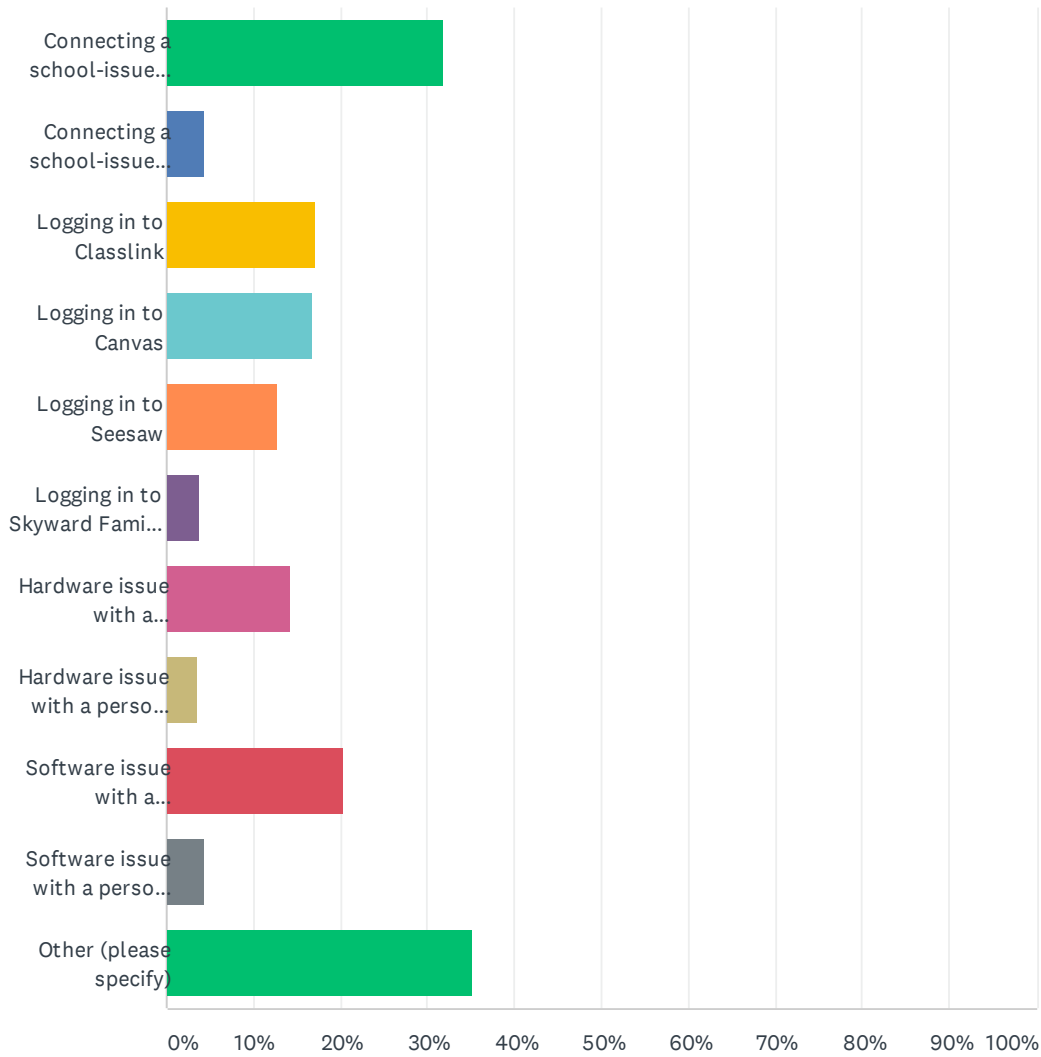
Answered: 4,248 Skipped: 10



ANSWER CHOICES	RESPONSES	
Yes	38.35%	1,629
No	61.65%	2,619
TOTAL		4,248

Q21 If you answered YES to the previous question, please indicate the type/s of technology issues you or your child has experienced: (select all that apply)

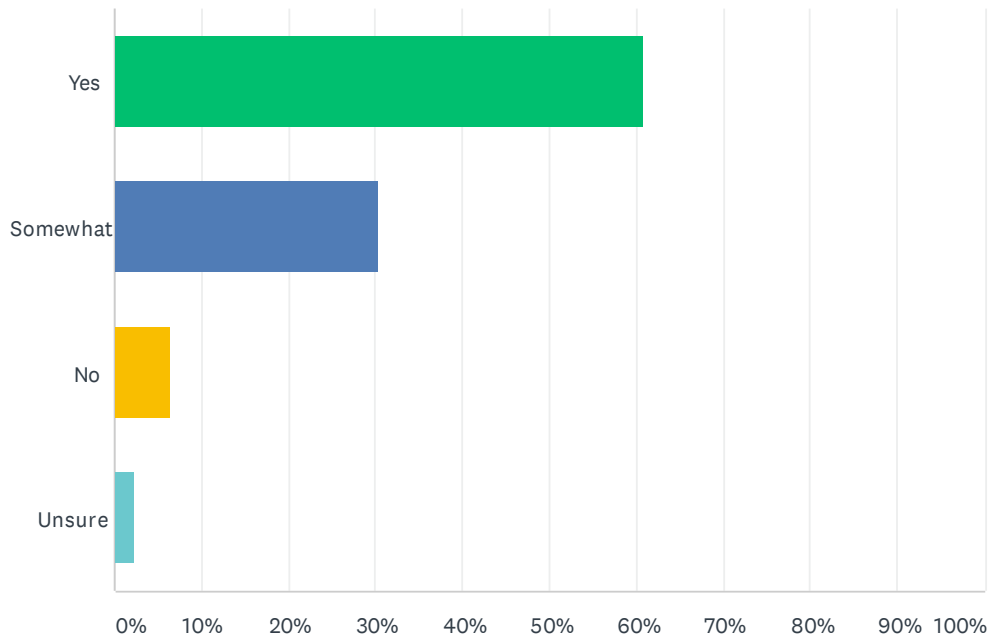
Answered: 1,662 Skipped: 2,596



ANSWER CHOICES	RESPONSES	
Connecting a school-issued Chromebook/iPad to home internet	31.89%	530
Connecting a school-issued Chromebook/iPad to a school-issued wifi hotspot	4.33%	72
Logging in to Classlink	17.09%	284
Logging in to Canvas	16.67%	277
Logging in to Seesaw	12.70%	211
Logging in to Skyward Family Access	3.73%	62
Hardware issue with a school-issued Chromebook/iPad	14.14%	235
Hardware issue with a personal computer/device owned by the student or family	3.49%	58
Software issue with a school-issued Chromebook/iPad	20.40%	339
Software issue with a personal computer/device owned by the student or family	4.33%	72
Other (please specify)	35.14%	584
Total Respondents: 1,662		

Q22 As a parent/guardian, I am provided enough information to support my child with remote learning:

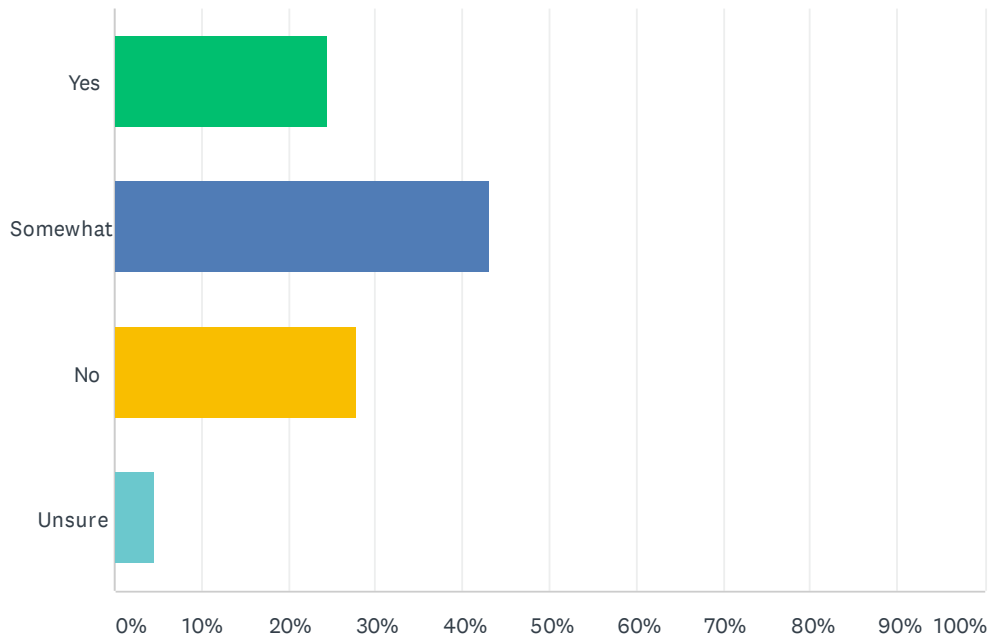
Answered: 4,245 Skipped: 13



ANSWER CHOICES	RESPONSES	
Yes	60.92%	2,586
Somewhat	30.27%	1,285
No	6.53%	277
Unsure	2.29%	97
TOTAL		4,245

Q23 Do you feel your child’s social and emotional needs are being supported by their school during this period of remote learning?

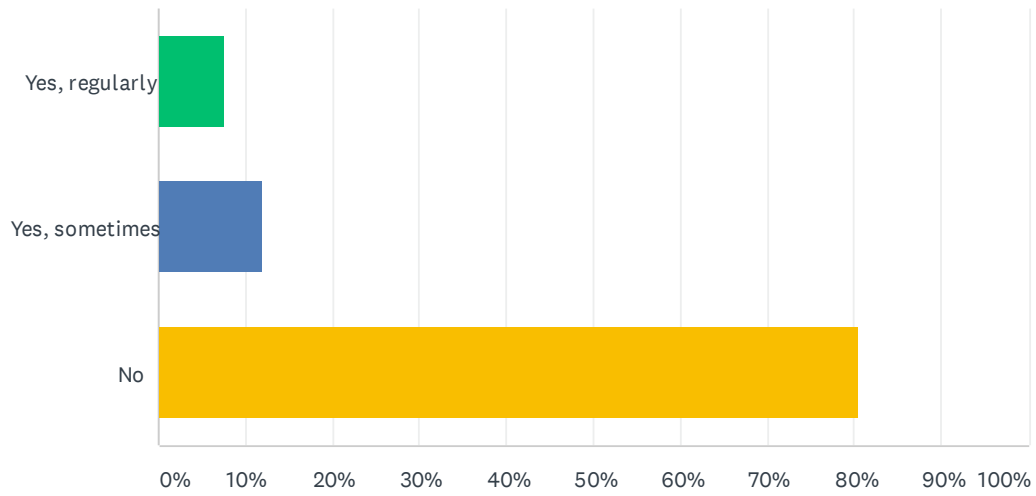
Answered: 4,250 Skipped: 8



ANSWER CHOICES	RESPONSES	
Yes	24.54%	1,043
Somewhat	43.08%	1,831
No	27.84%	1,183
Unsure	4.54%	193
TOTAL		4,250

Q24 Has your family accessed school meals during remote learning this fall?

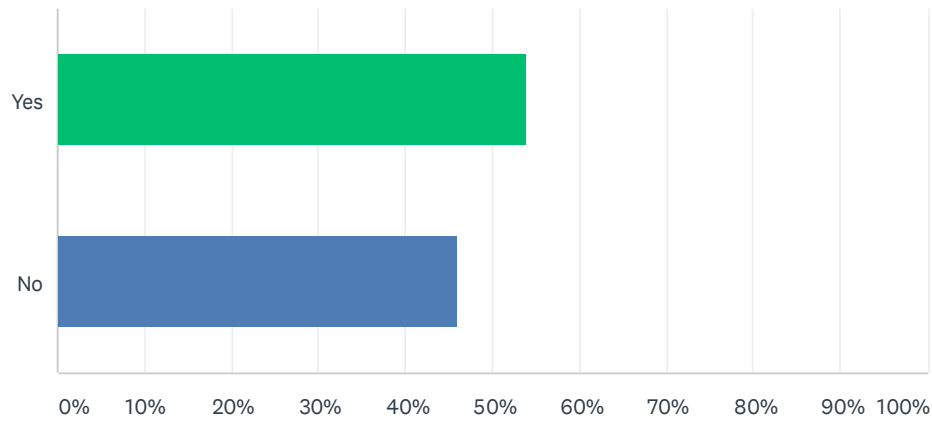
Answered: 4,243 Skipped: 15



ANSWER CHOICES	RESPONSES	
Yes, regularly	7.57%	321
Yes, sometimes	11.88%	504
No	80.56%	3,418
TOTAL		4,243

Q25 Did you attend or watch a recording of one of our Family Academy webinars at the beginning of the school year?

Answered: 4,238 Skipped: 20



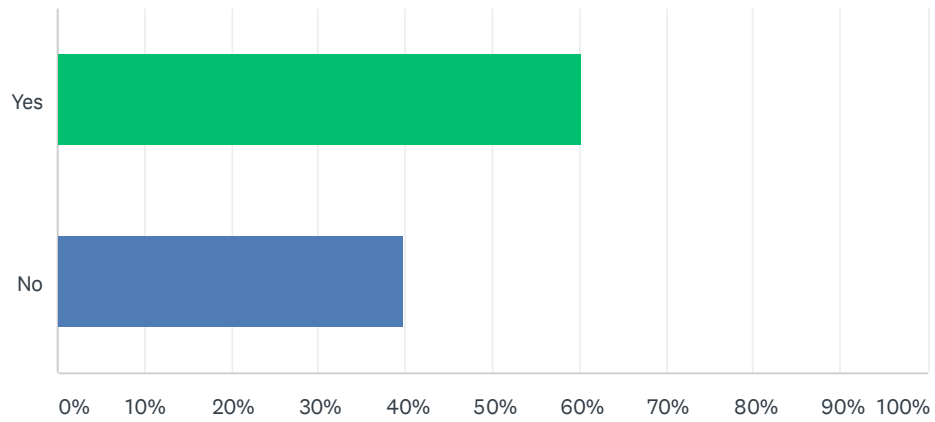
ANSWER CHOICES	RESPONSES	
Yes	54.03%	2,290
No	45.97%	1,948
TOTAL		4,238

Q26 If there is a topic you would like to see covered at a future Family Academy, please include it here.

Answered: 413 Skipped: 3,845

Q27 Have you accessed the Remote Learning Resources webpage on your school or district website?

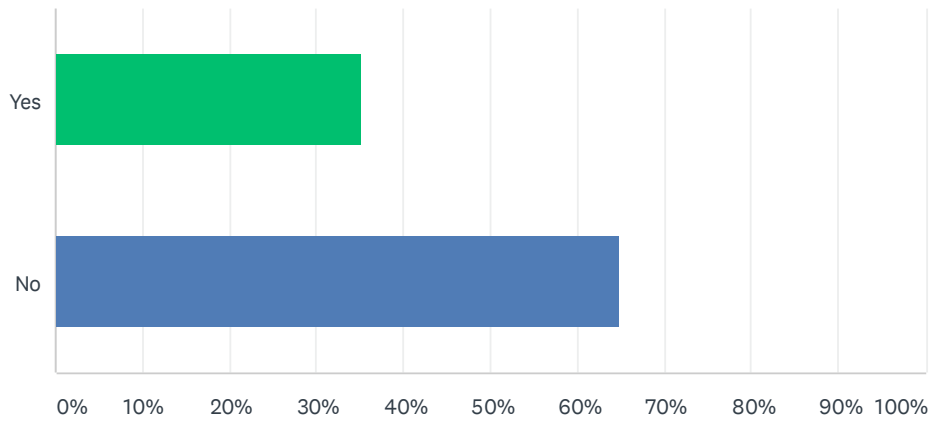
Answered: 4,231 Skipped: 27



ANSWER CHOICES	RESPONSES	
Yes	60.34%	2,553
No	39.66%	1,678
TOTAL		4,231

Q28 Have you contacted your school regarding any needs your family may have?

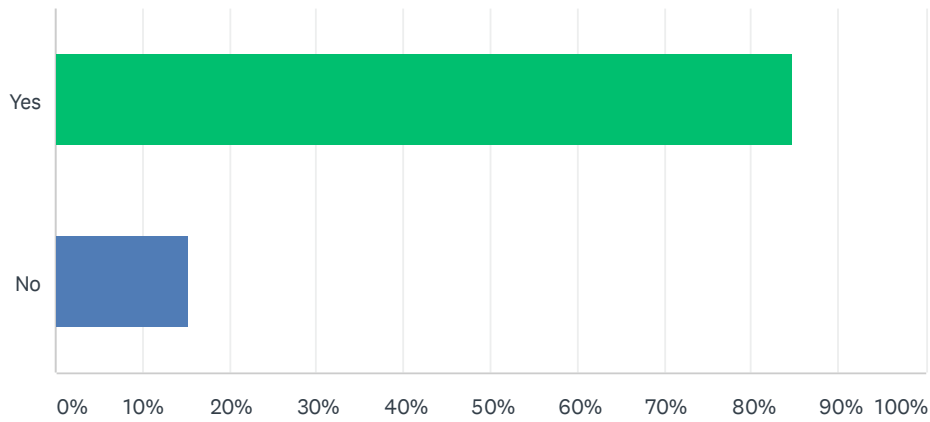
Answered: 4,239 Skipped: 19



ANSWER CHOICES	RESPONSES	
Yes	35.13%	1,489
No	64.87%	2,750
TOTAL		4,239

Q29 Do you know who to contact at your school if you need resources or support?

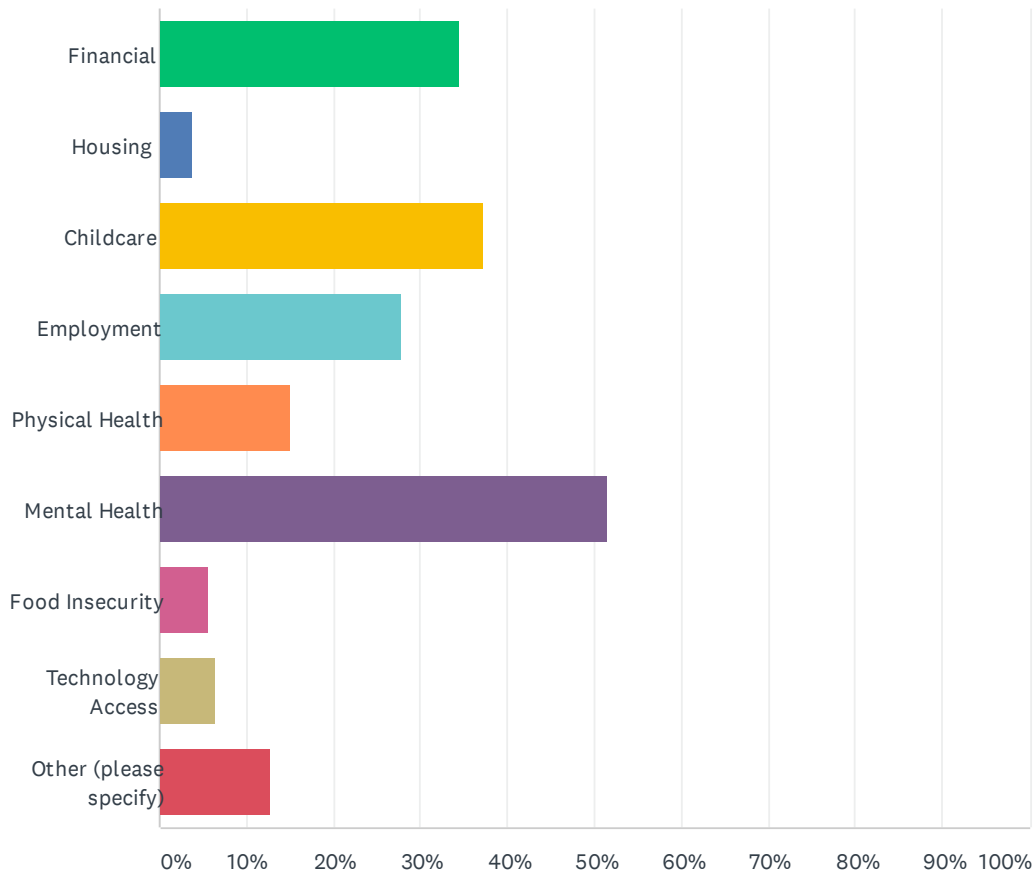
Answered: 4,239 Skipped: 19



ANSWER CHOICES	RESPONSES	
Yes	84.83%	3,596
No	15.17%	643
TOTAL		4,239

Q30 If your family is currently experiencing hardship due to the COVID-19 pandemic, what are those challenges? (select all that apply)

Answered: 1,789 Skipped: 2,469



ANSWER CHOICES	RESPONSES	
Financial	34.54%	618
Housing	3.69%	66
Childcare	37.34%	668
Employment	27.72%	496
Physical Health	15.04%	269
Mental Health	51.37%	919
Food Insecurity	5.70%	102
Technology Access	6.43%	115
Other (please specify)	12.69%	227
Total Respondents: 1,789		