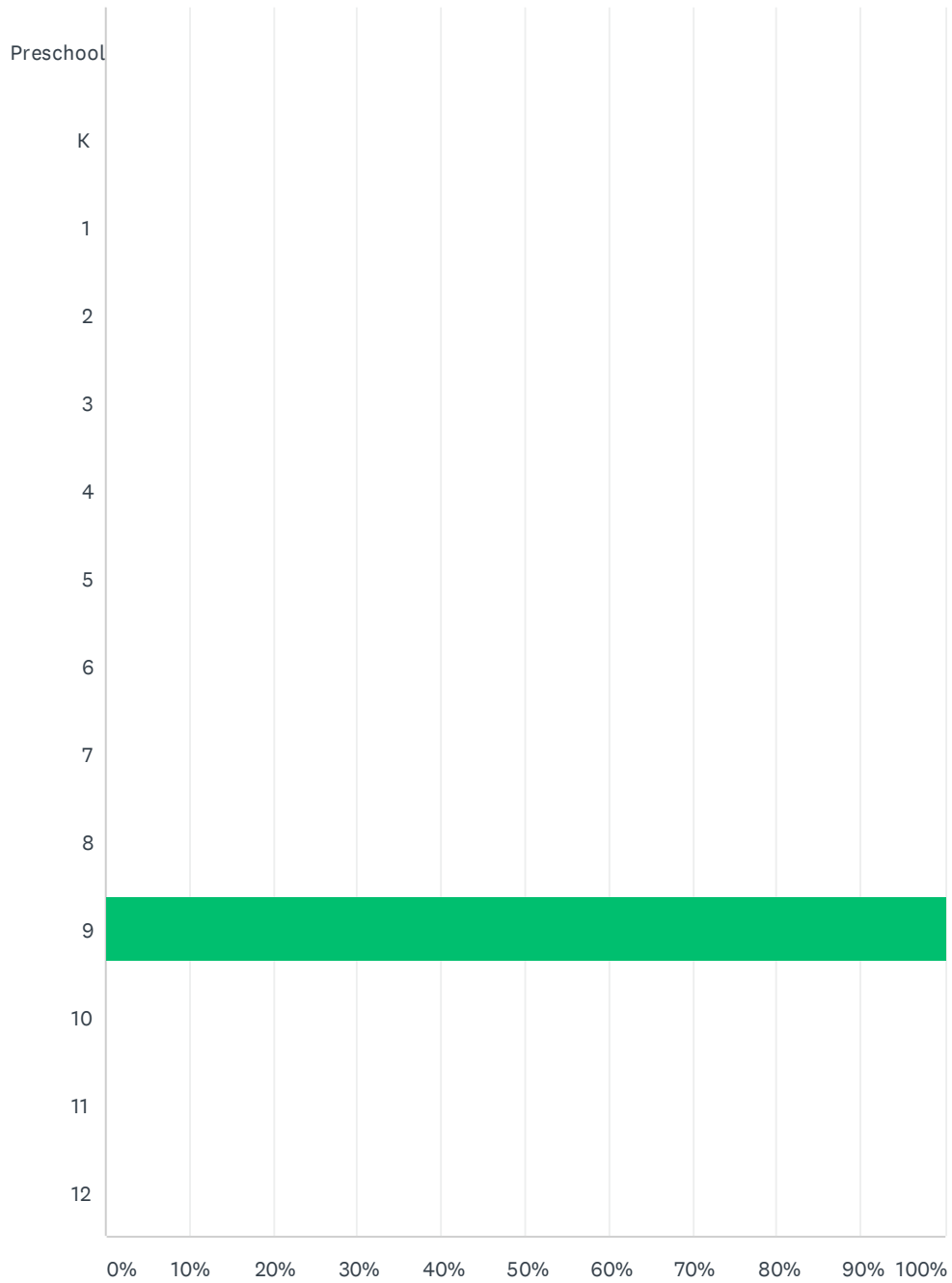


# Q1 Please select your child's grade level:

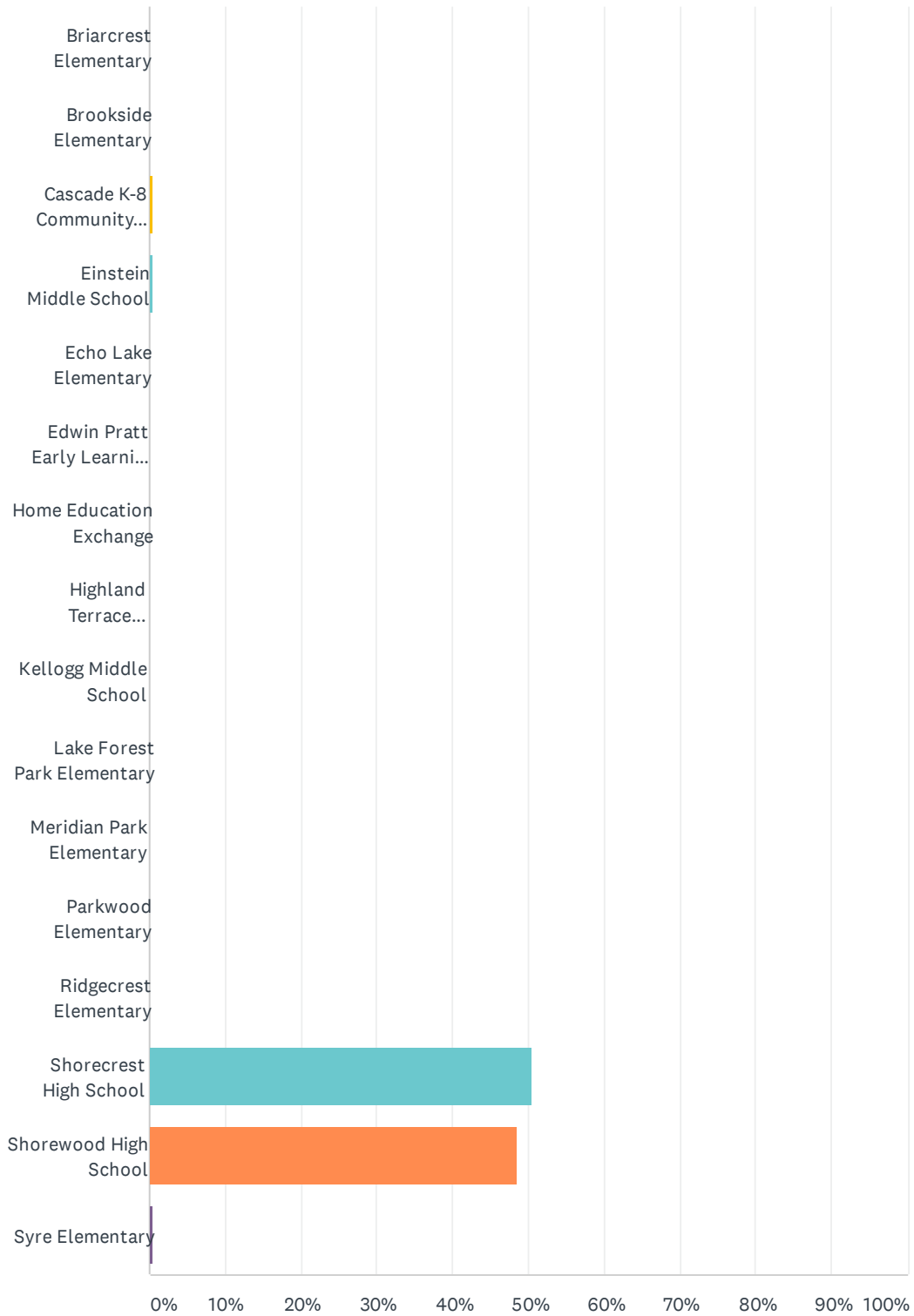
Answered: 297 Skipped: 0



ANSWER CHOICES	RESPONSES	
Preschool	0.00%	0
K	0.00%	0
1	0.00%	0
2	0.00%	0
3	0.00%	0
4	0.00%	0
5	0.00%	0
6	0.00%	0
7	0.00%	0
8	0.00%	0
9	100.00%	297
10	0.00%	0
11	0.00%	0
12	0.00%	0
<b>TOTAL</b>		<b>297</b>

## Q2 Which school does your child attend?

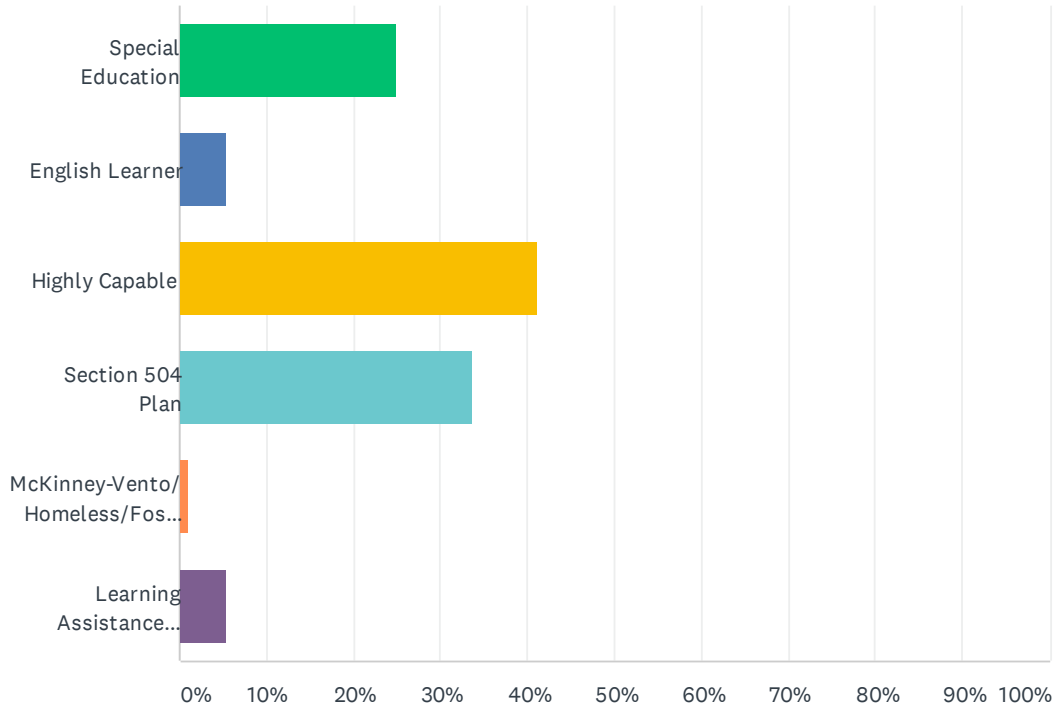
Answered: 294 Skipped: 3



ANSWER CHOICES	RESPONSES	
Briarcrest Elementary	0.00%	0
Brookside Elementary	0.00%	0
Cascade K-8 Community School	0.34%	1
Einstein Middle School	0.34%	1
Echo Lake Elementary	0.00%	0
Edwin Pratt Early Learning Center	0.00%	0
Home Education Exchange	0.00%	0
Highland Terrace Elementary	0.00%	0
Kellogg Middle School	0.00%	0
Lake Forest Park Elementary	0.00%	0
Meridian Park Elementary	0.00%	0
Parkwood Elementary	0.00%	0
Ridgecrest Elementary	0.00%	0
Shorecrest High School	50.34%	148
Shorewood High School	48.64%	143
Syre Elementary	0.34%	1
<b>TOTAL</b>		<b>294</b>

### Q3 If your child is in a special program, please select all that apply.

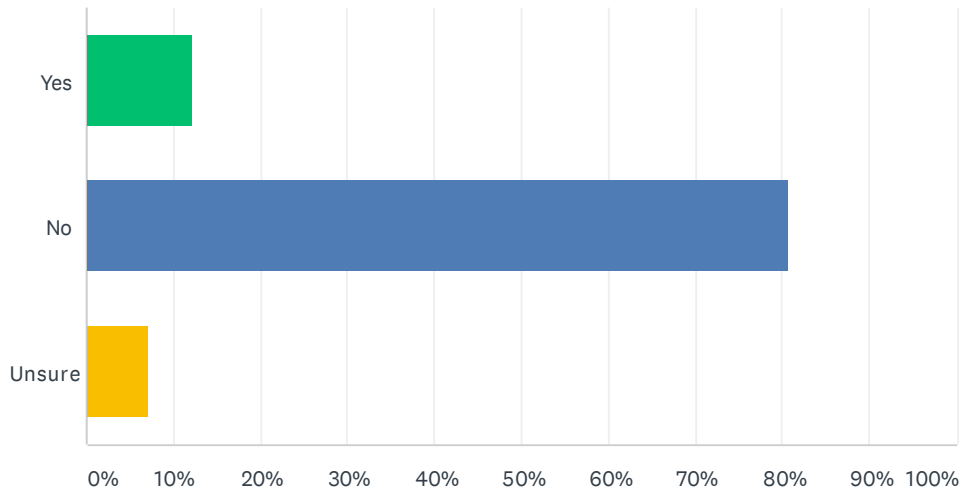
Answered: 92 Skipped: 205



ANSWER CHOICES	RESPONSES	
Special Education	25.00%	23
English Learner	5.43%	5
Highly Capable	41.30%	38
Section 504 Plan	33.70%	31
McKinney-Vento/Homeless/Foster Care	1.09%	1
Learning Assistance Program/Title I	5.43%	5
Total Respondents: 92		

### Q4 Does your child qualify for free or reduced-price school meals?

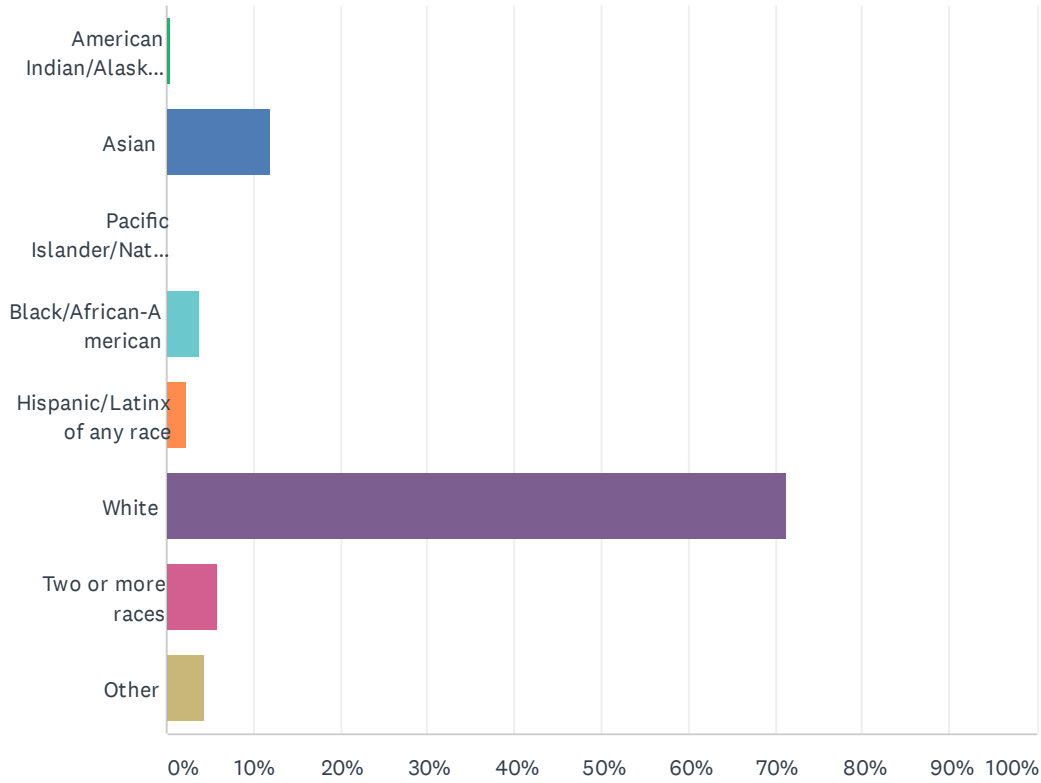
Answered: 296 Skipped: 1



ANSWER CHOICES	RESPONSES
Yes	12.16% 36
No	80.74% 239
Unsure	7.09% 21
TOTAL	296

### Q5 What is your race/ethnic origin?

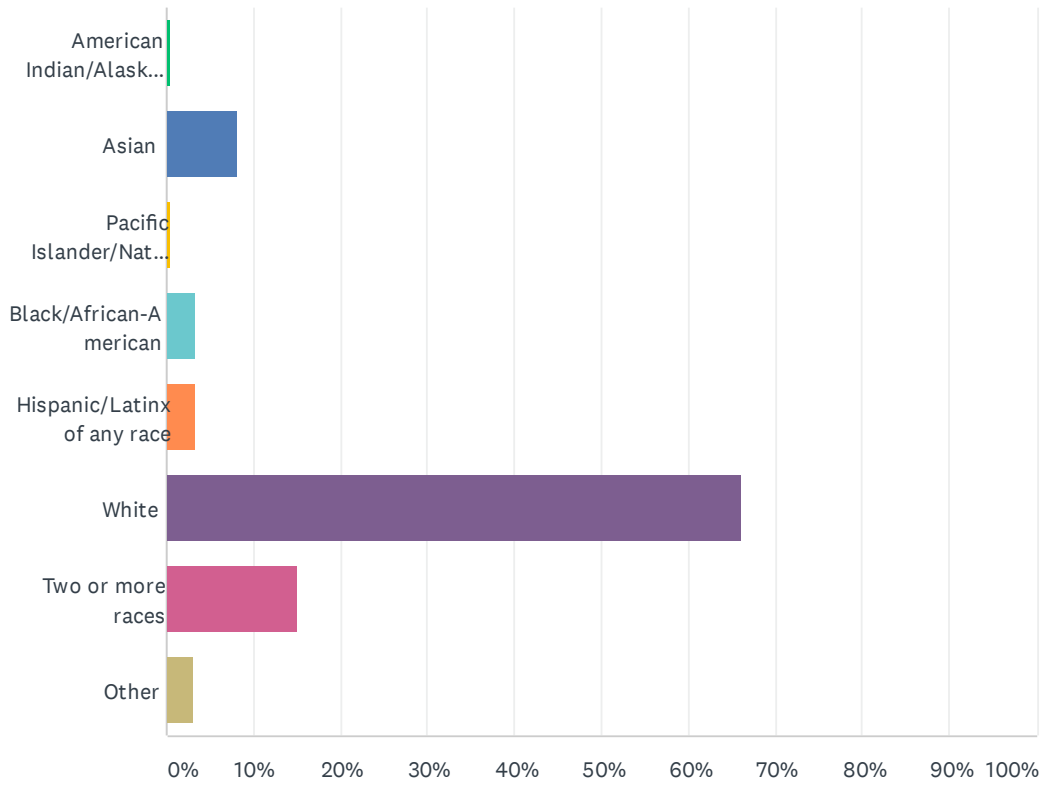
Answered: 293 Skipped: 4



ANSWER CHOICES	RESPONSES
American Indian/Alaskan Native	0.34% 1
Asian	11.95% 35
Pacific Islander/Native Hawaiian	0.00% 0
Black/African-American	3.75% 11
Hispanic/Latinx of any race	2.39% 7
White	71.33% 209
Two or more races	5.80% 17
Other	4.44% 13
<b>TOTAL</b>	<b>293</b>

### Q6 What is your child's race/ethnic origin?

Answered: 292 Skipped: 5

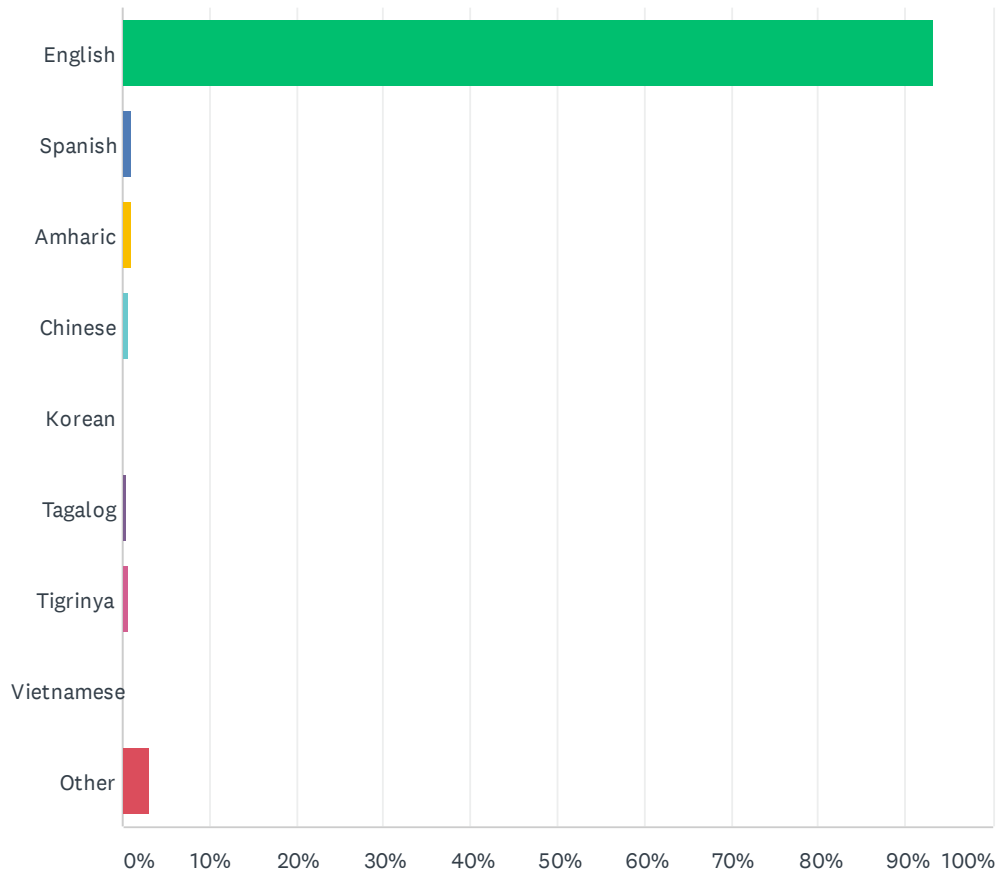


ANSWER CHOICES	RESPONSES
American Indian/Alaskan Native	0.34% 1
Asian	8.22% 24
Pacific Islander/Native Hawaiian	0.34% 1
Black/African-American	3.42% 10
Hispanic/Latinx of any race	3.42% 10
White	66.10% 193
Two or more races	15.07% 44
Other	3.08% 9
<b>TOTAL</b>	<b>292</b>



### Q7 What is your primary home language?

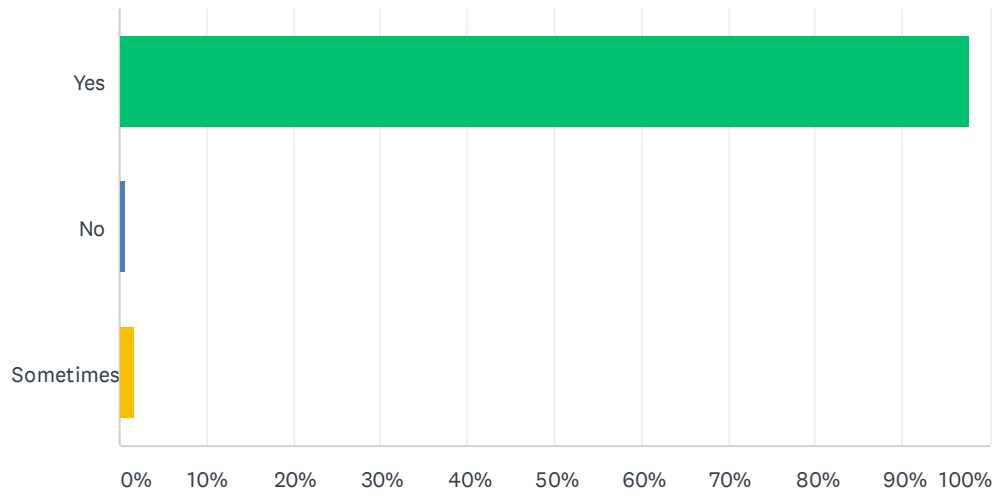
Answered: 295 Skipped: 2



ANSWER CHOICES	RESPONSES	
English	93.22%	275
Spanish	1.02%	3
Amharic	1.02%	3
Chinese	0.68%	2
Korean	0.00%	0
Tagalog	0.34%	1
Tigrinya	0.68%	2
Vietnamese	0.00%	0
Other	3.05%	9
<b>TOTAL</b>		<b>295</b>

### Q8 Do you receive information from your child’s school and the school district in a language you understand?

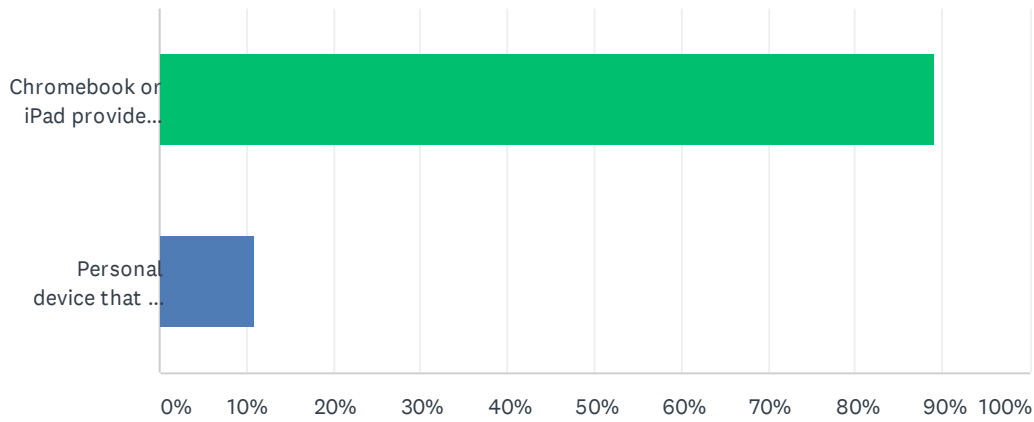
Answered: 296 Skipped: 1



ANSWER CHOICES	RESPONSES	
Yes	97.64%	289
No	0.68%	2
Sometimes	1.69%	5
TOTAL		296

# Q9 Is your child using a school-issued or personal Chromebook or iPad for remote learning?

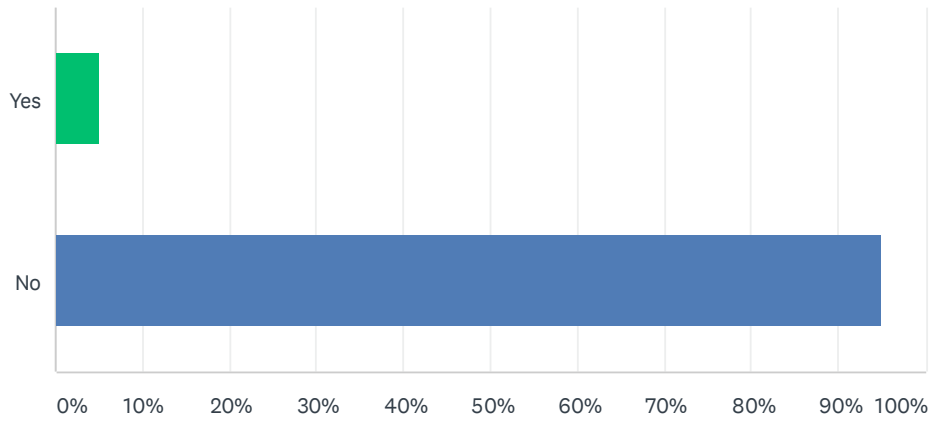
Answered: 297 Skipped: 0



ANSWER CHOICES	RESPONSES	
Chromebook or iPad provided by their school/district	89.23%	265
Personal device that we own	10.77%	32
TOTAL		297

### Q10 Did you check out a WiFi hotspot from your school or district?

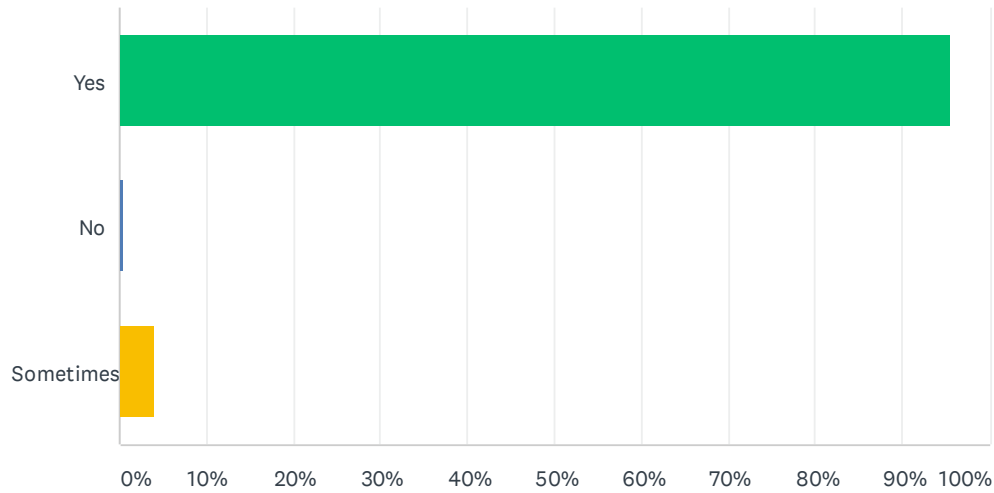
Answered: 296 Skipped: 1



ANSWER CHOICES	RESPONSES
Yes	5.07% 15
No	94.93% 281
TOTAL	296

# Q11 Is your child currently able to access the internet for remote learning?

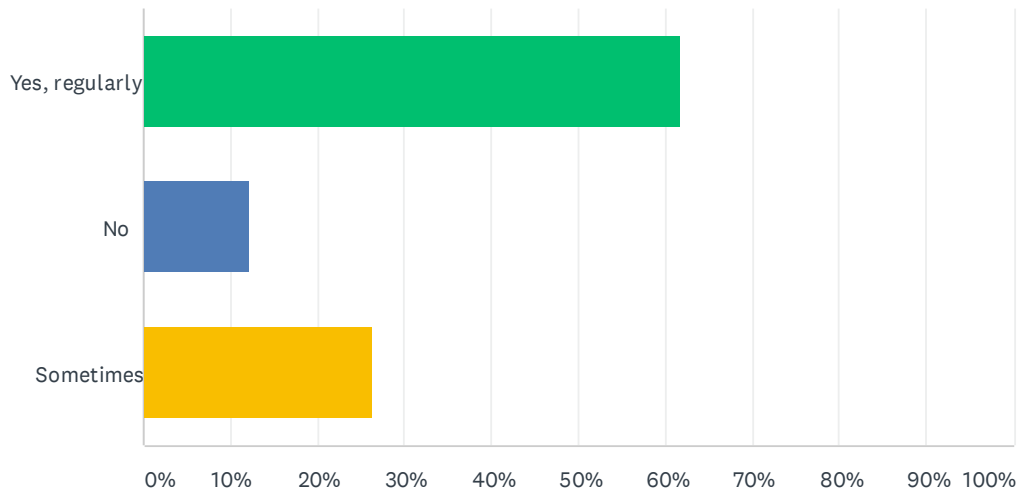
Answered: 297 Skipped: 0



ANSWER CHOICES	RESPONSES	
Yes	95.62%	284
No	0.34%	1
Sometimes	4.04%	12
TOTAL		297

## Q12 Do you use the parent/guardian Canvas or Seesaw app or website to monitor/support your child's schoolwork?

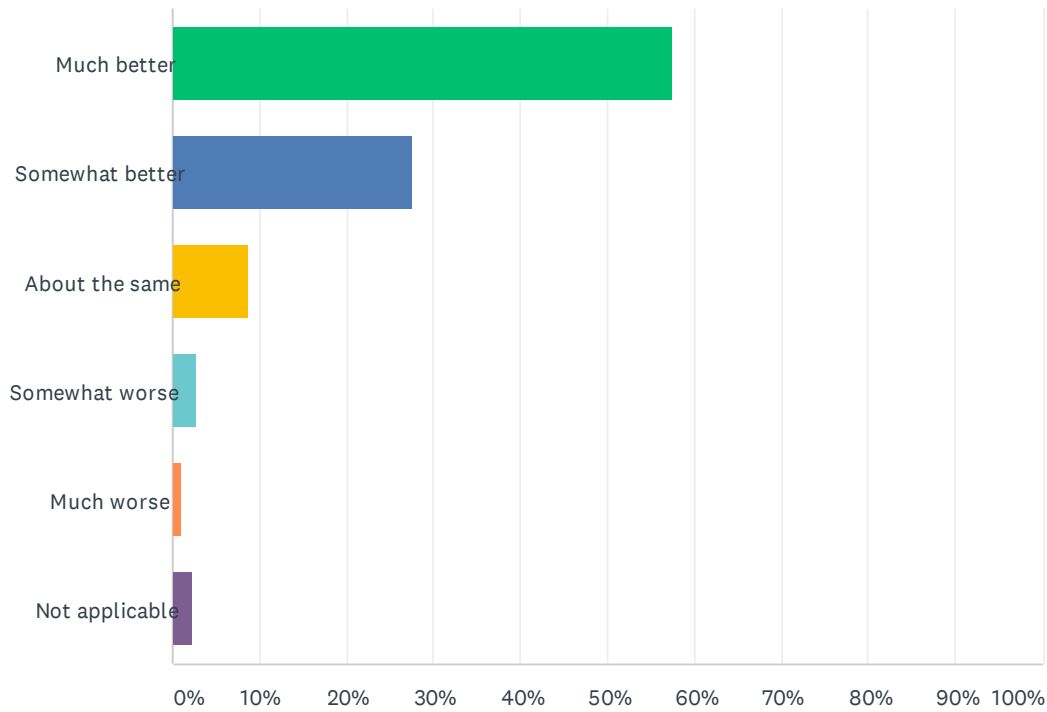
Answered: 297 Skipped: 0



ANSWER CHOICES		RESPONSES	
Yes, regularly		61.62%	183
No		12.12%	36
Sometimes		26.26%	78
TOTAL			297

### Q13 Compared to your child’s remote learning experience in the spring, your child’s learning experience this fall has been:

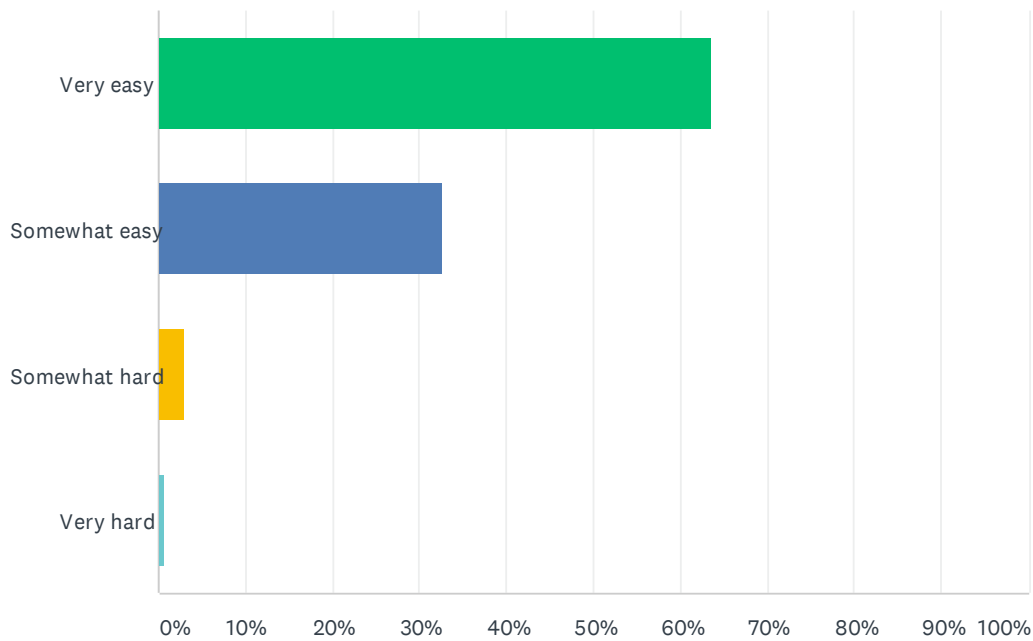
Answered: 297 Skipped: 0



ANSWER CHOICES	RESPONSES	
Much better	57.58%	171
Somewhat better	27.61%	82
About the same	8.75%	26
Somewhat worse	2.69%	8
Much worse	1.01%	3
Not applicable	2.36%	7
<b>TOTAL</b>		<b>297</b>

### Q14 How easy or hard has it been for your child to find their class links, such as ClassLink, Canvas, Seesaw or Zoom?

Answered: 297 Skipped: 0

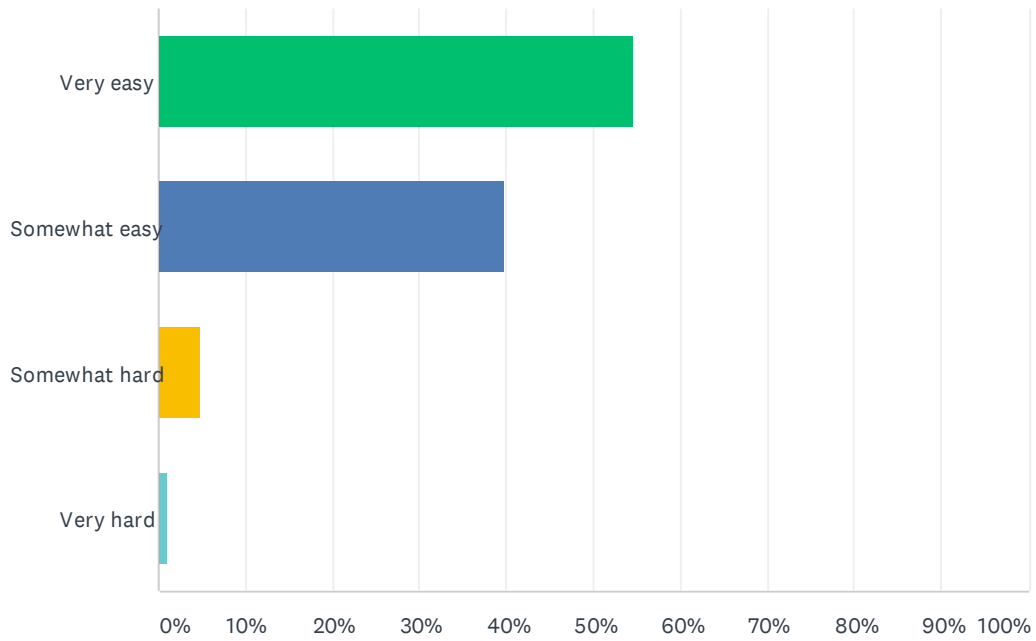


ANSWER CHOICES	RESPONSES	
Very easy	63.64%	189
Somewhat easy	32.66%	97
Somewhat hard	3.03%	9
Very hard	0.67%	2
<b>TOTAL</b>		<b>297</b>



## Q15 How easy or hard has it been for your child to find their class assignments?

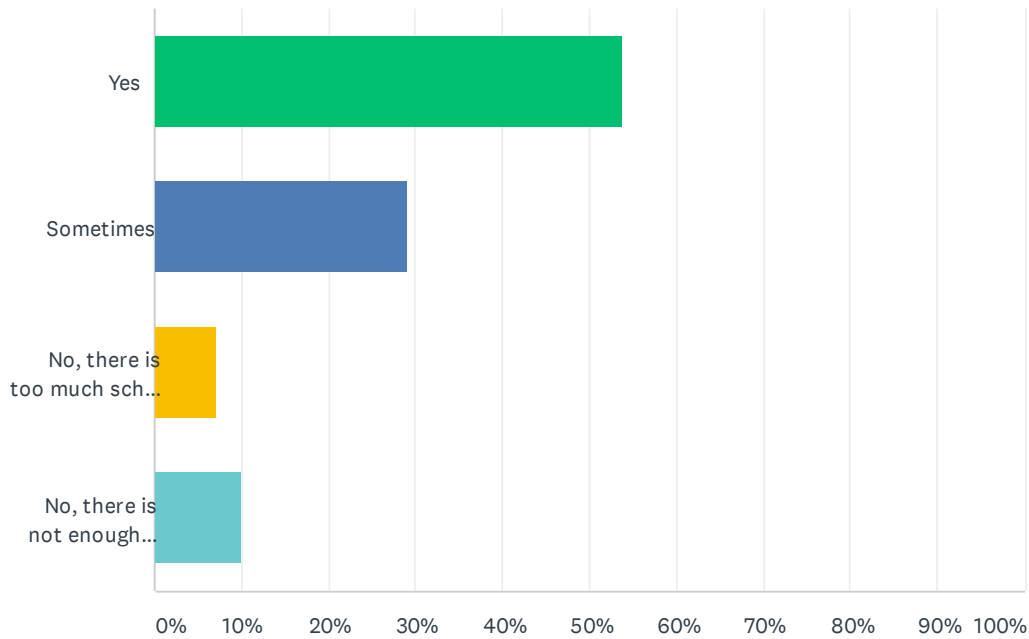
Answered: 297 Skipped: 0



ANSWER CHOICES	RESPONSES	
Very easy	54.55%	162
Somewhat easy	39.73%	118
Somewhat hard	4.71%	14
Very hard	1.01%	3
<b>TOTAL</b>		<b>297</b>

### Q16 Do you feel your child has an appropriate level of school work in the current remote learning model?

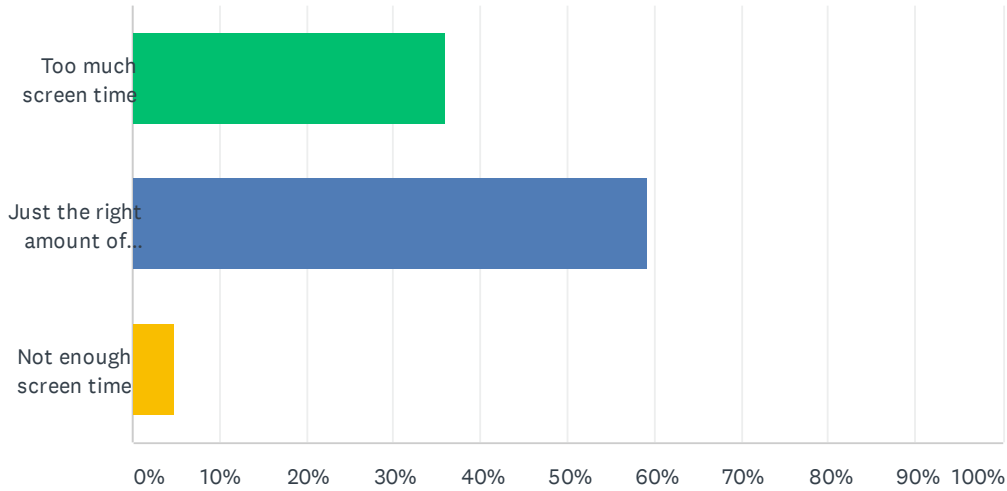
Answered: 296 Skipped: 1



ANSWER CHOICES	RESPONSES	
Yes	53.72%	159
Sometimes	29.05%	86
No, there is too much school work	7.09%	21
No, there is not enough school work	10.14%	30
<b>TOTAL</b>		<b>296</b>

### Q17 My child's remote learning schedule requires:

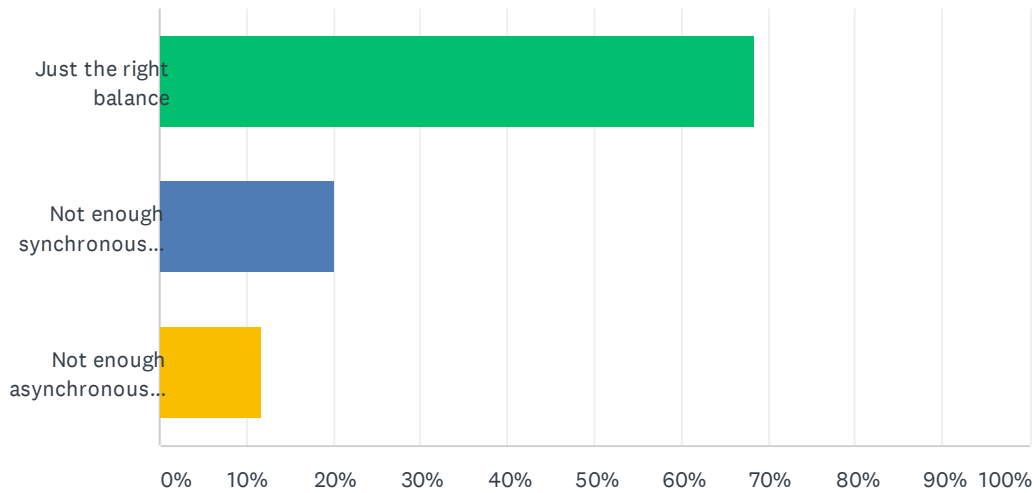
Answered: 291 Skipped: 6



ANSWER CHOICES	RESPONSES	
Too much screen time	36.08%	105
Just the right amount of screen time	59.11%	172
Not enough screen time	4.81%	14
TOTAL		291

### Q18 I feel my child’s mix of synchronous (teacher-led) and asynchronous (teacher-directed) time is:

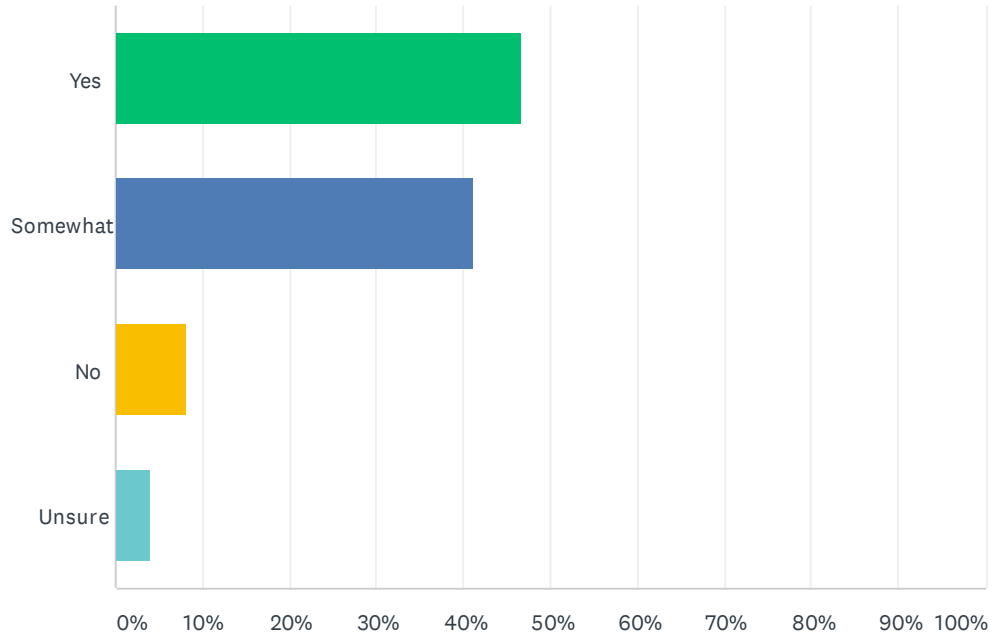
Answered: 284 Skipped: 13



ANSWER CHOICES	RESPONSES
Just the right balance	68.31% 194
Not enough synchronous time	20.07% 57
Not enough asynchronous time	11.62% 33
TOTAL	284

### Q19 I feel my child is progressing in their learning:

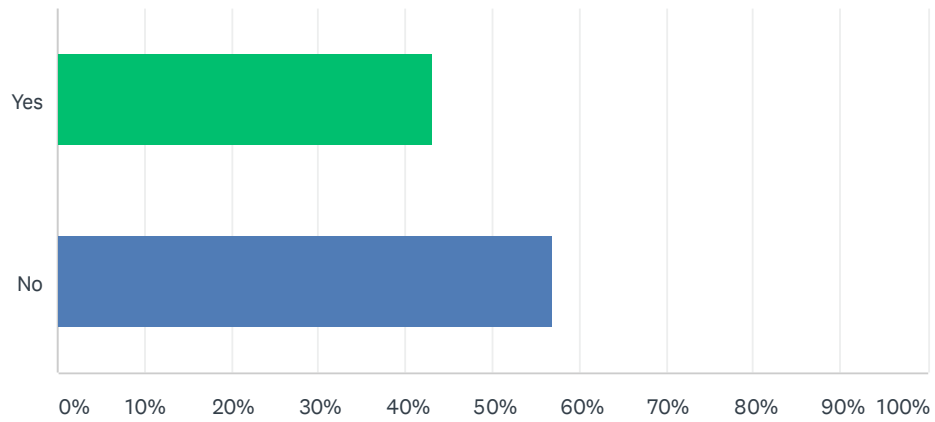
Answered: 296 Skipped: 1



ANSWER CHOICES	RESPONSES	
Yes	46.62%	138
Somewhat	41.22%	122
No	8.11%	24
Unsure	4.05%	12
<b>TOTAL</b>		<b>296</b>

## Q20 Have you experienced any technology issues that have prevented your child from accessing their class or learning tools for a period of time?

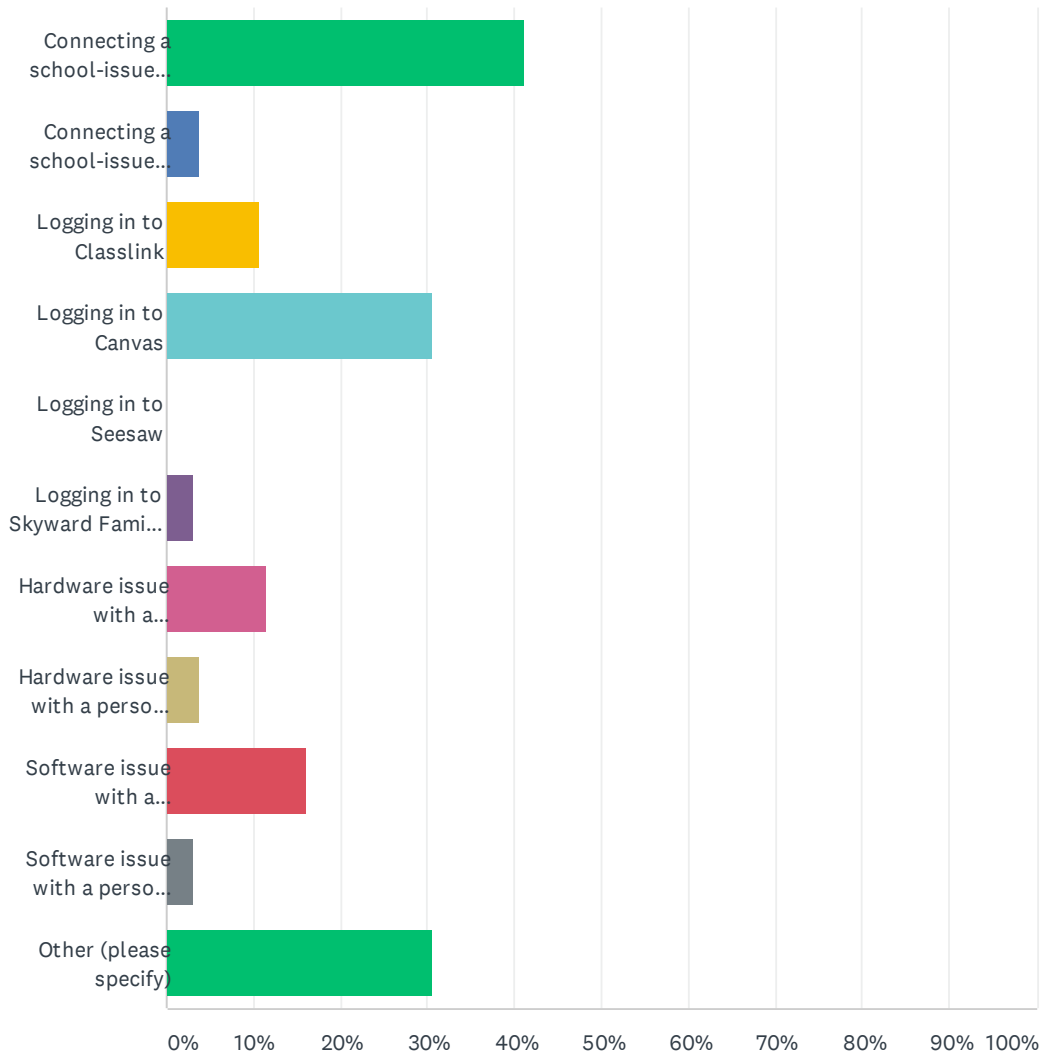
Answered: 297 Skipped: 0



ANSWER CHOICES	RESPONSES	
Yes	43.10%	128
No	56.90%	169
TOTAL		297

### Q21 If you answered YES to the previous question, please indicate the type/s of technology issues you or your child has experienced: (select all that apply)

Answered: 131 Skipped: 166

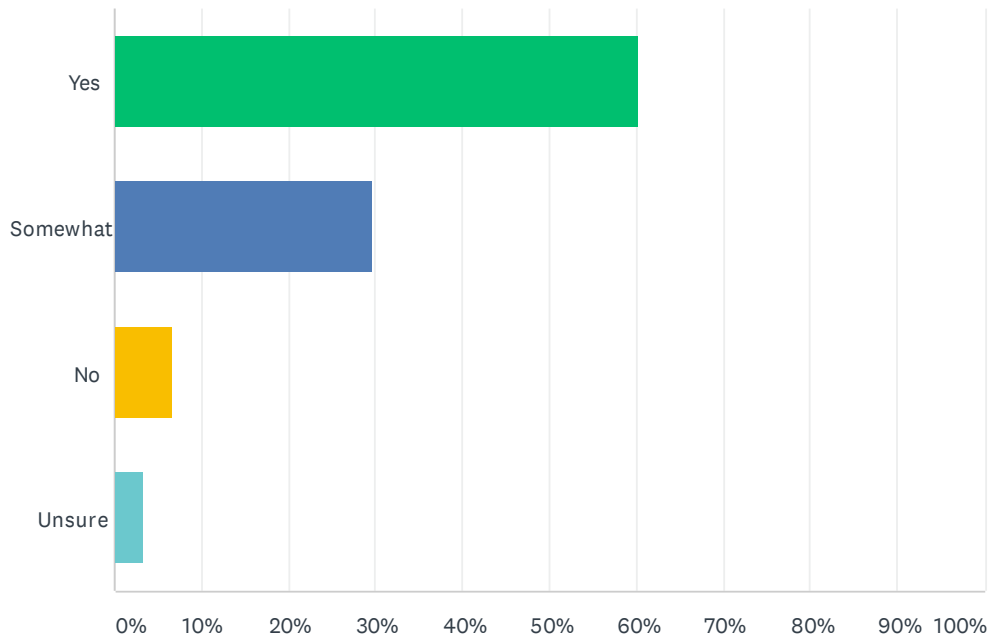


ANSWER CHOICES	RESPONSES	
Connecting a school-issued Chromebook/iPad to home internet	41.22%	54
Connecting a school-issued Chromebook/iPad to a school-issued wifi hotspot	3.82%	5
Logging in to Classlink	10.69%	14
Logging in to Canvas	30.53%	40
Logging in to Seesaw	0.00%	0
Logging in to Skyward Family Access	3.05%	4
Hardware issue with a school-issued Chromebook/iPad	11.45%	15
Hardware issue with a personal computer/device owned by the student or family	3.82%	5
Software issue with a school-issued Chromebook/iPad	16.03%	21
Software issue with a personal computer/device owned by the student or family	3.05%	4
Other (please specify)	30.53%	40
Total Respondents: 131		



## Q22 As a parent/guardian, I am provided enough information to support my child with remote learning:

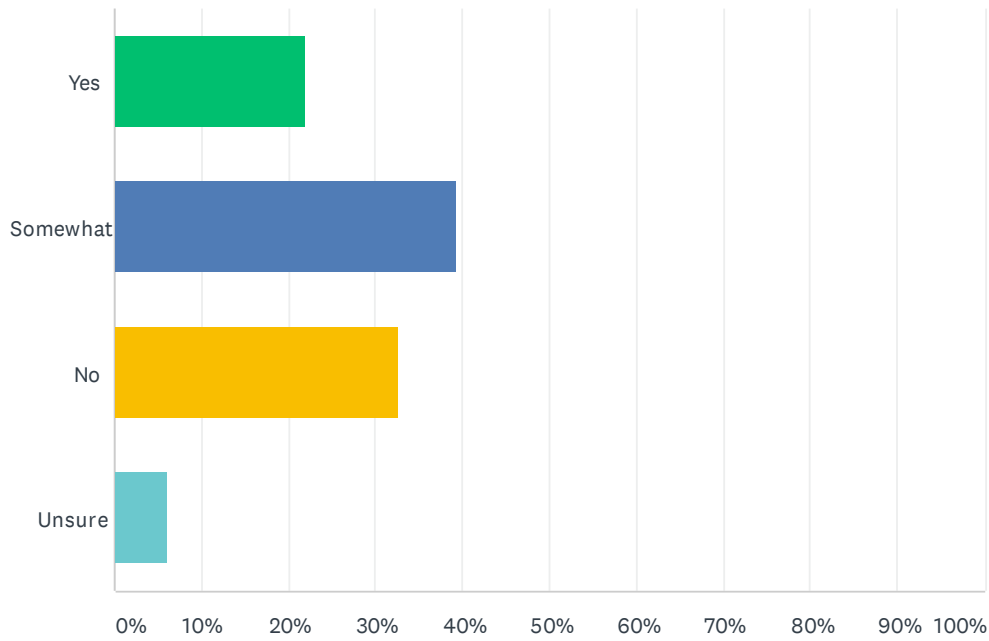
Answered: 297 Skipped: 0



ANSWER CHOICES	RESPONSES	
Yes	60.27%	179
Somewhat	29.63%	88
No	6.73%	20
Unsure	3.37%	10
<b>TOTAL</b>		<b>297</b>

## Q23 Do you feel your child’s social and emotional needs are being supported by their school during this period of remote learning?

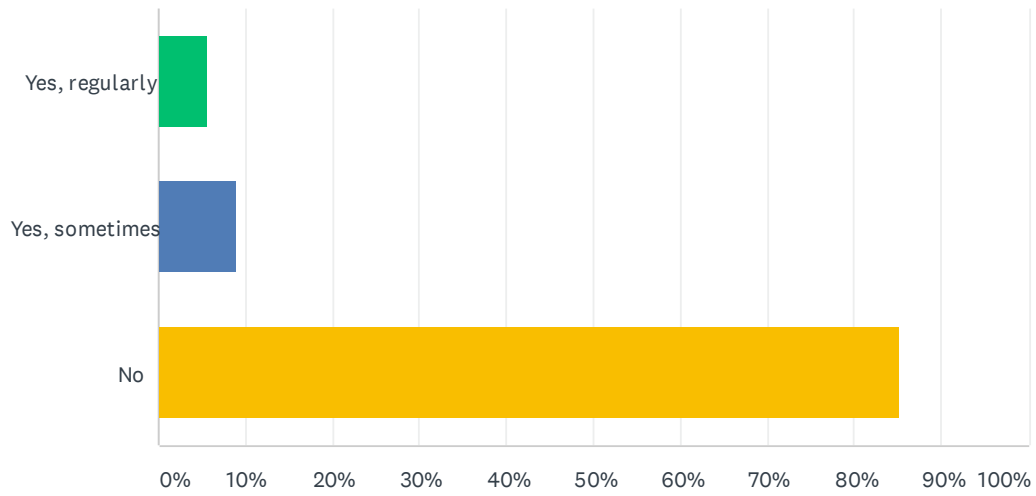
Answered: 297 Skipped: 0



ANSWER CHOICES	RESPONSES	
Yes	21.89%	65
Somewhat	39.39%	117
No	32.66%	97
Unsure	6.06%	18
<b>TOTAL</b>		<b>297</b>

## Q24 Has your family accessed school meals during remote learning this fall?

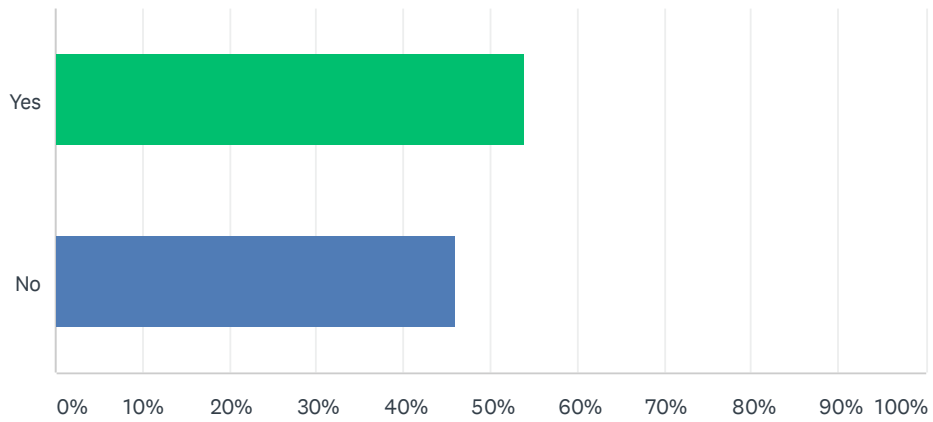
Answered: 297 Skipped: 0



ANSWER CHOICES	RESPONSES
Yes, regularly	5.72% 17
Yes, sometimes	9.09% 27
No	85.19% 253
TOTAL	297

## Q25 Did you attend or watch a recording of one of our Family Academy webinars at the beginning of the school year?

Answered: 297 Skipped: 0



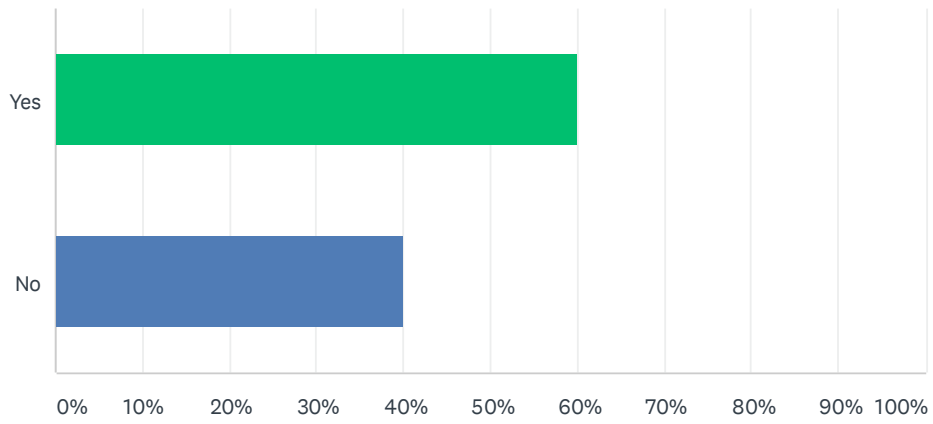
ANSWER CHOICES	RESPONSES	
Yes	53.87%	160
No	46.13%	137
TOTAL		297

**Q26 If there is a topic you would like to see covered at a future Family Academy, please include it here.**

Answered: 23 Skipped: 274

## Q27 Have you accessed the Remote Learning Resources webpage on your school or district website?

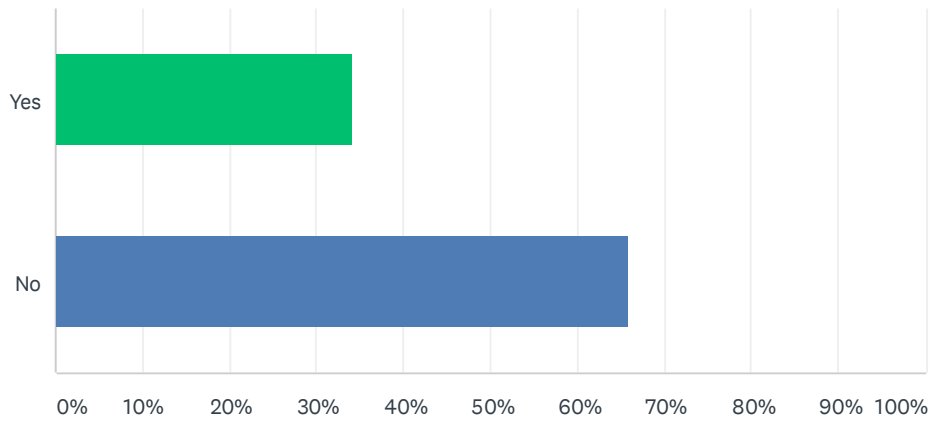
Answered: 296 Skipped: 1



ANSWER CHOICES	RESPONSES	
Yes	60.14%	178
No	39.86%	118
TOTAL		296

# Q28 Have you contacted your school regarding any needs your family may have?

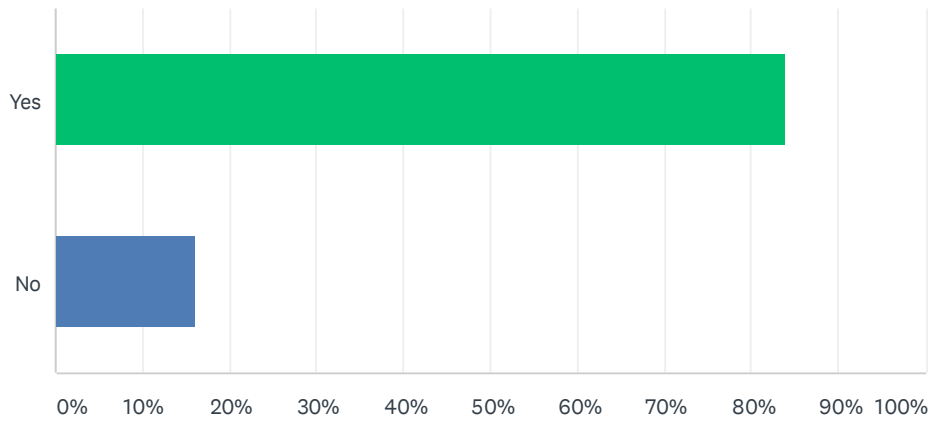
Answered: 297 Skipped: 0



ANSWER CHOICES	RESPONSES	
Yes	34.01%	101
No	65.99%	196
TOTAL		297

# Q29 Do you know who to contact at your school if you need resources or support?

Answered: 297 Skipped: 0

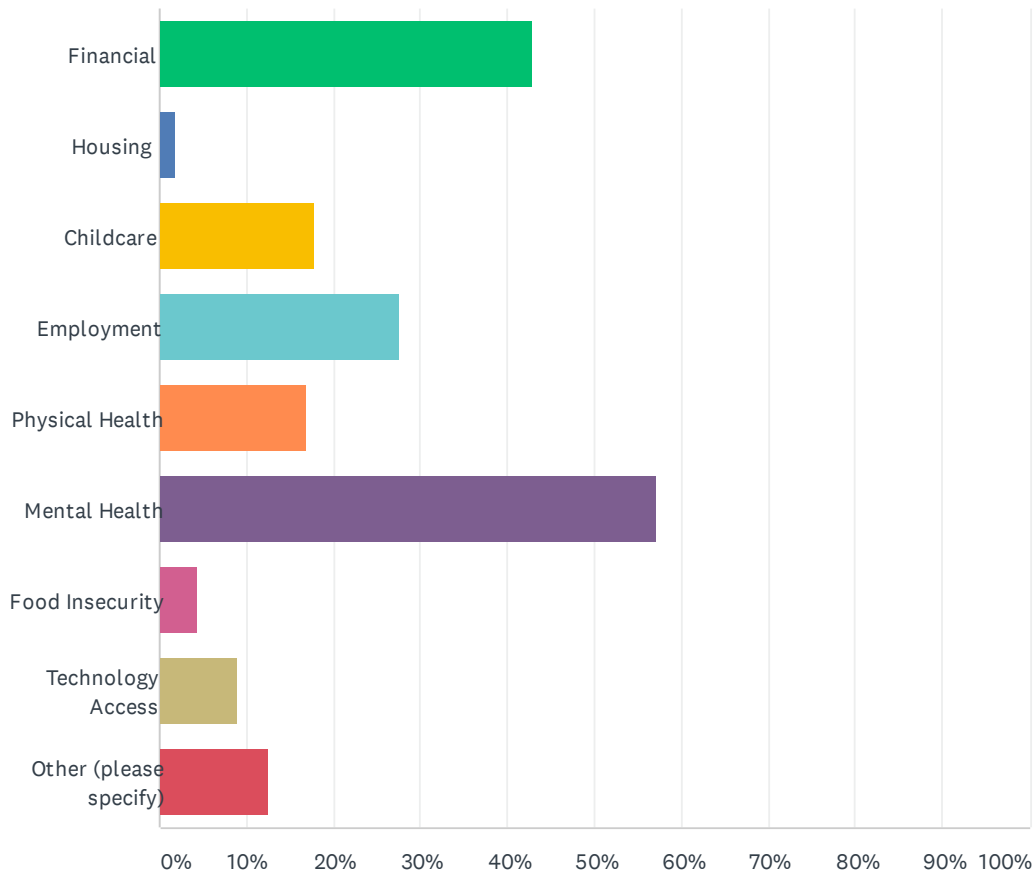


ANSWER CHOICES	RESPONSES	
Yes	83.84%	249
No	16.16%	48
TOTAL		297



### Q30 If your family is currently experiencing hardship due to the COVID-19 pandemic, what are those challenges? (select all that apply)

Answered: 112 Skipped: 185



ANSWER CHOICES	RESPONSES	
Financial	42.86%	48
Housing	1.79%	2
Childcare	17.86%	20
Employment	27.68%	31
Physical Health	16.96%	19
Mental Health	57.14%	64
Food Insecurity	4.46%	5
Technology Access	8.93%	10
Other (please specify)	12.50%	14
Total Respondents: 112		