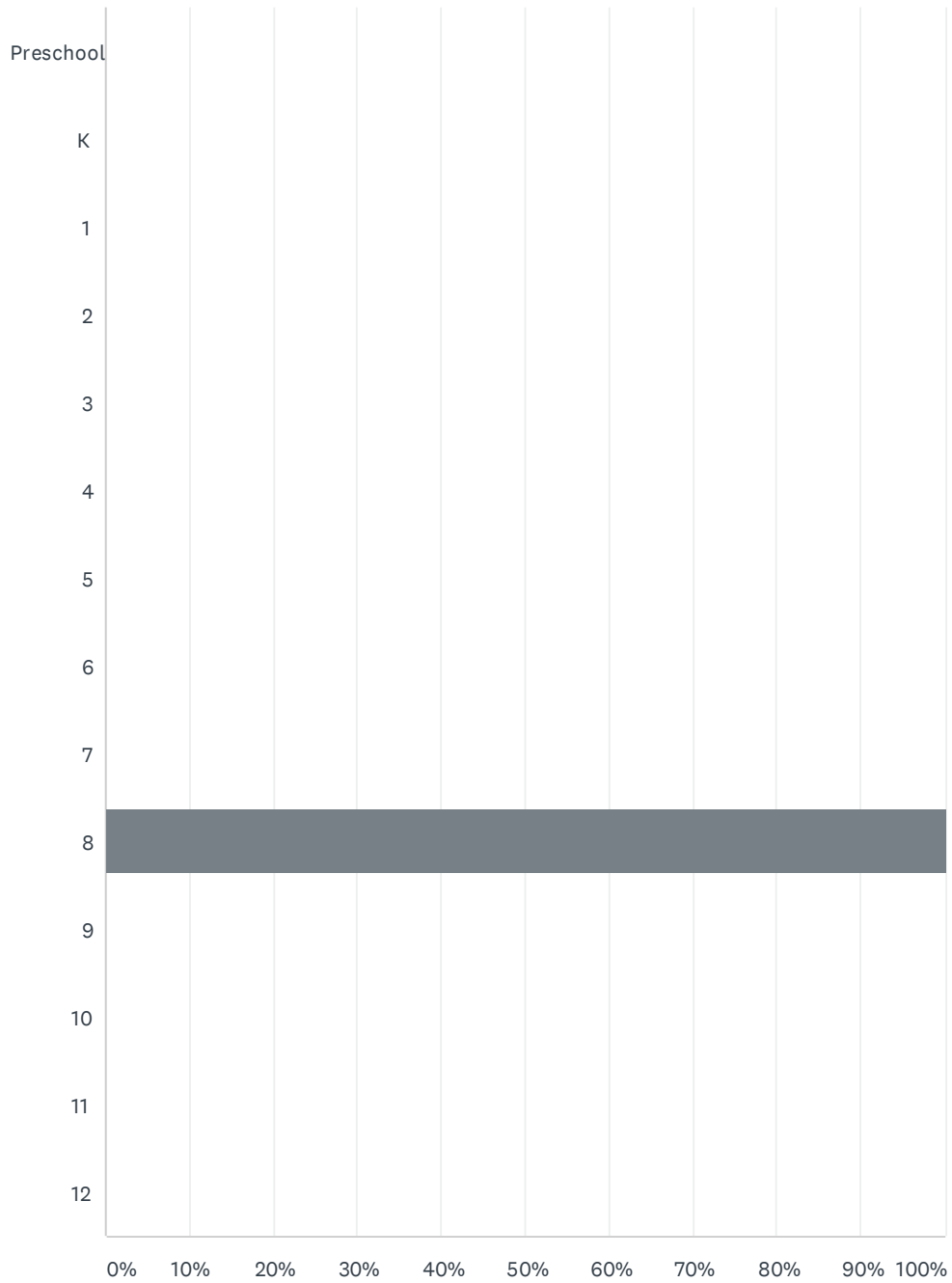


# Q1 Please select your child's grade level:

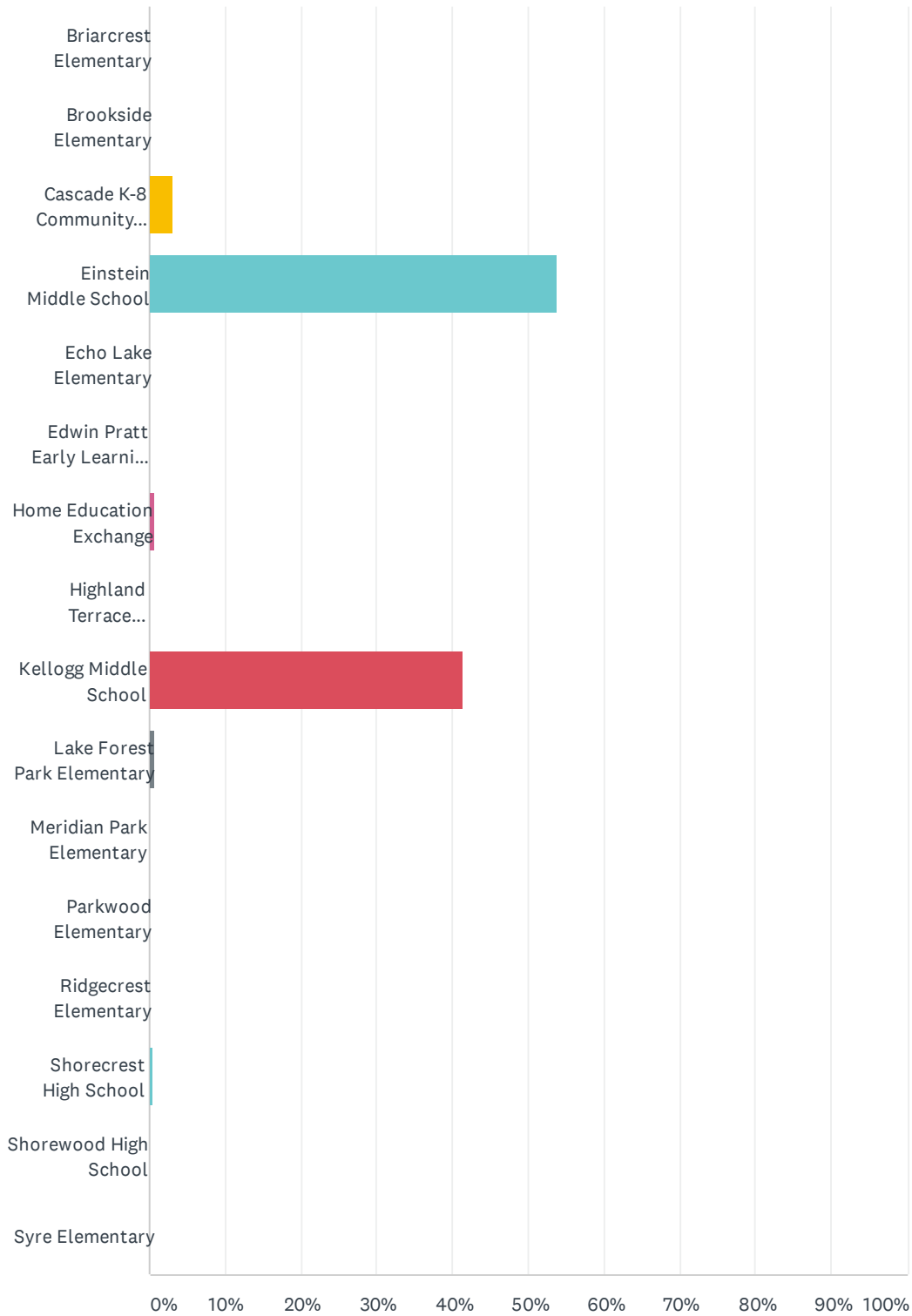
Answered: 314 Skipped: 0



ANSWER CHOICES	RESPONSES	
Preschool	0.00%	0
K	0.00%	0
1	0.00%	0
2	0.00%	0
3	0.00%	0
4	0.00%	0
5	0.00%	0
6	0.00%	0
7	0.00%	0
8	100.00%	314
9	0.00%	0
10	0.00%	0
11	0.00%	0
12	0.00%	0
<b>TOTAL</b>		<b>314</b>

## Q2 Which school does your child attend?

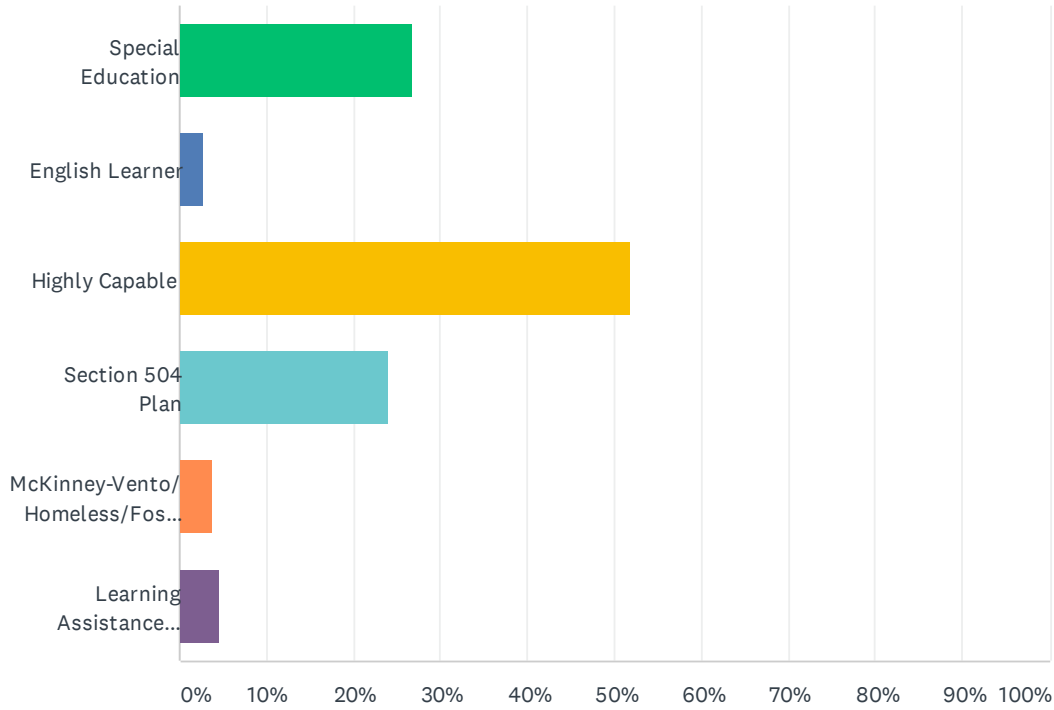
Answered: 312 Skipped: 2



ANSWER CHOICES	RESPONSES	
Briarcrest Elementary	0.00%	0
Brookside Elementary	0.00%	0
Cascade K-8 Community School	3.21%	10
Einstein Middle School	53.85%	168
Echo Lake Elementary	0.00%	0
Edwin Pratt Early Learning Center	0.00%	0
Home Education Exchange	0.64%	2
Highland Terrace Elementary	0.00%	0
Kellogg Middle School	41.35%	129
Lake Forest Park Elementary	0.64%	2
Meridian Park Elementary	0.00%	0
Parkwood Elementary	0.00%	0
Ridgecrest Elementary	0.00%	0
Shorecrest High School	0.32%	1
Shorewood High School	0.00%	0
Syre Elementary	0.00%	0
<b>TOTAL</b>		<b>312</b>

### Q3 If your child is in a special program, please select all that apply.

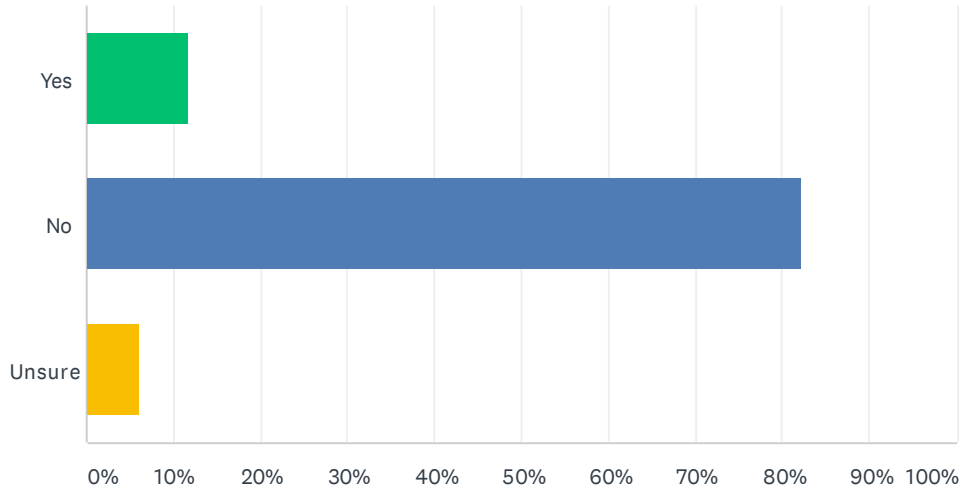
Answered: 108 Skipped: 206



ANSWER CHOICES	RESPONSES	
Special Education	26.85%	29
English Learner	2.78%	3
Highly Capable	51.85%	56
Section 504 Plan	24.07%	26
McKinney-Vento/Homeless/Foster Care	3.70%	4
Learning Assistance Program/Title I	4.63%	5
Total Respondents: 108		

### Q4 Does your child qualify for free or reduced-price school meals?

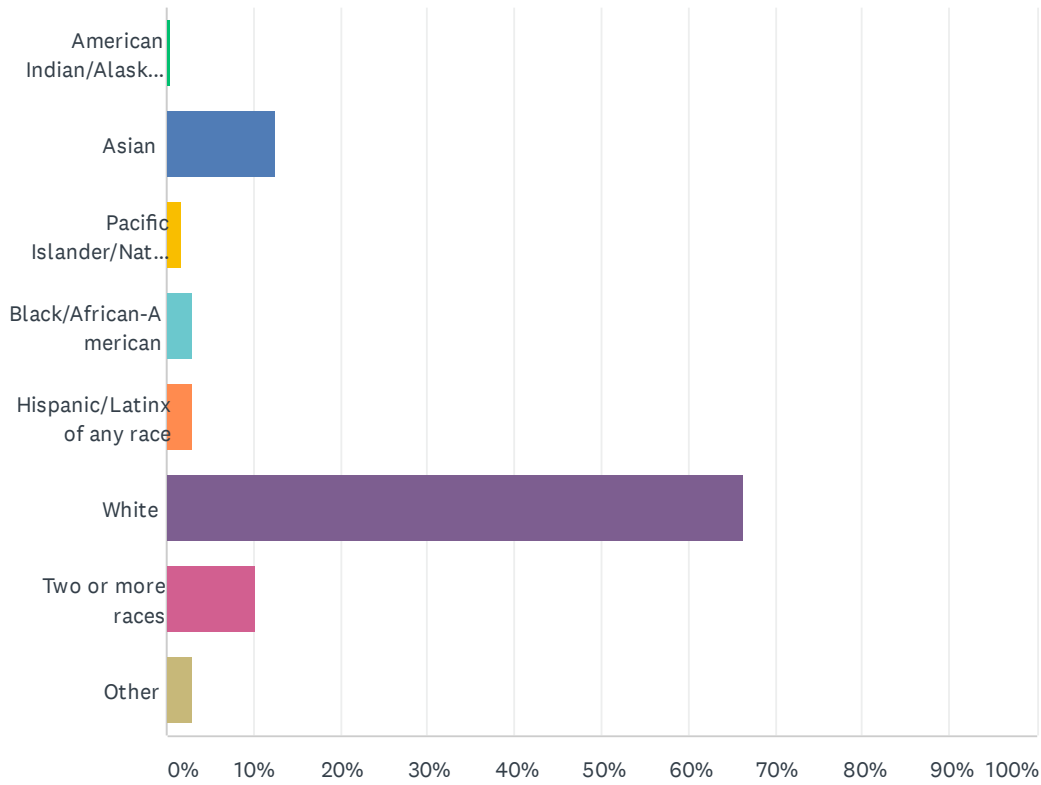
Answered: 309 Skipped: 5



ANSWER CHOICES	RESPONSES	
Yes	11.65%	36
No	82.20%	254
Unsure	6.15%	19
<b>TOTAL</b>		<b>309</b>

### Q5 What is your race/ethnic origin?

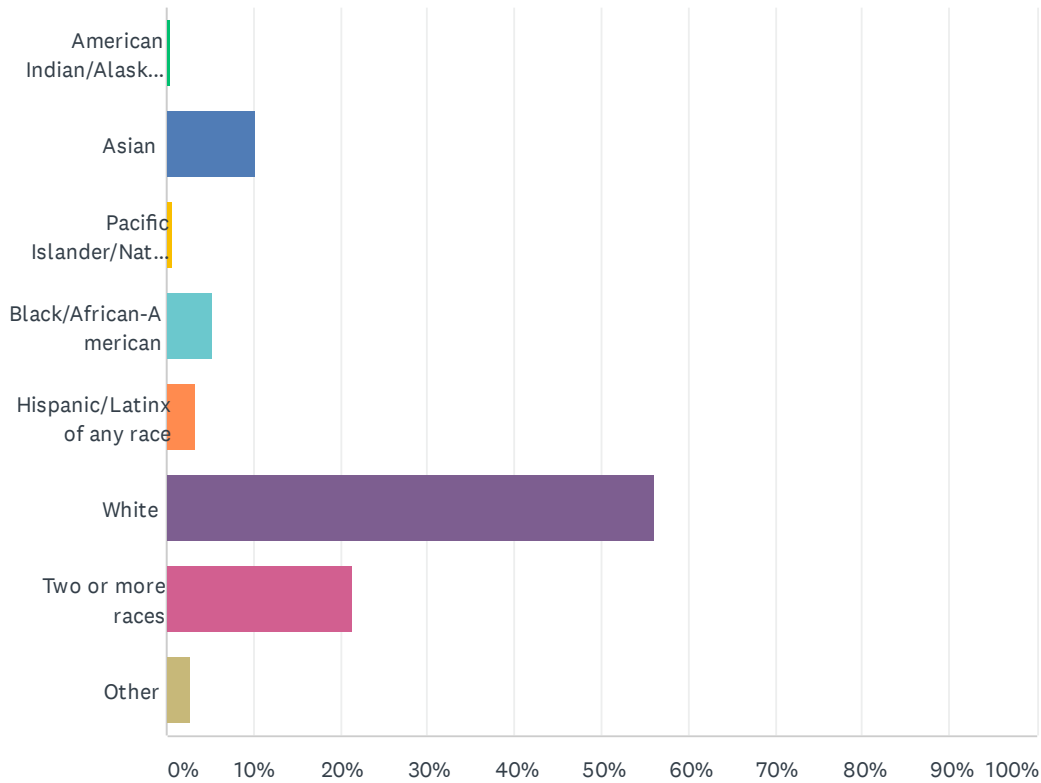
Answered: 302 Skipped: 12



ANSWER CHOICES	RESPONSES
American Indian/Alaskan Native	0.33% 1
Asian	12.58% 38
Pacific Islander/Native Hawaiian	1.66% 5
Black/African-American	2.98% 9
Hispanic/Latinx of any race	2.98% 9
White	66.23% 200
Two or more races	10.26% 31
Other	2.98% 9
<b>TOTAL</b>	<b>302</b>

## Q6 What is your child's race/ethnic origin?

Answered: 300 Skipped: 14

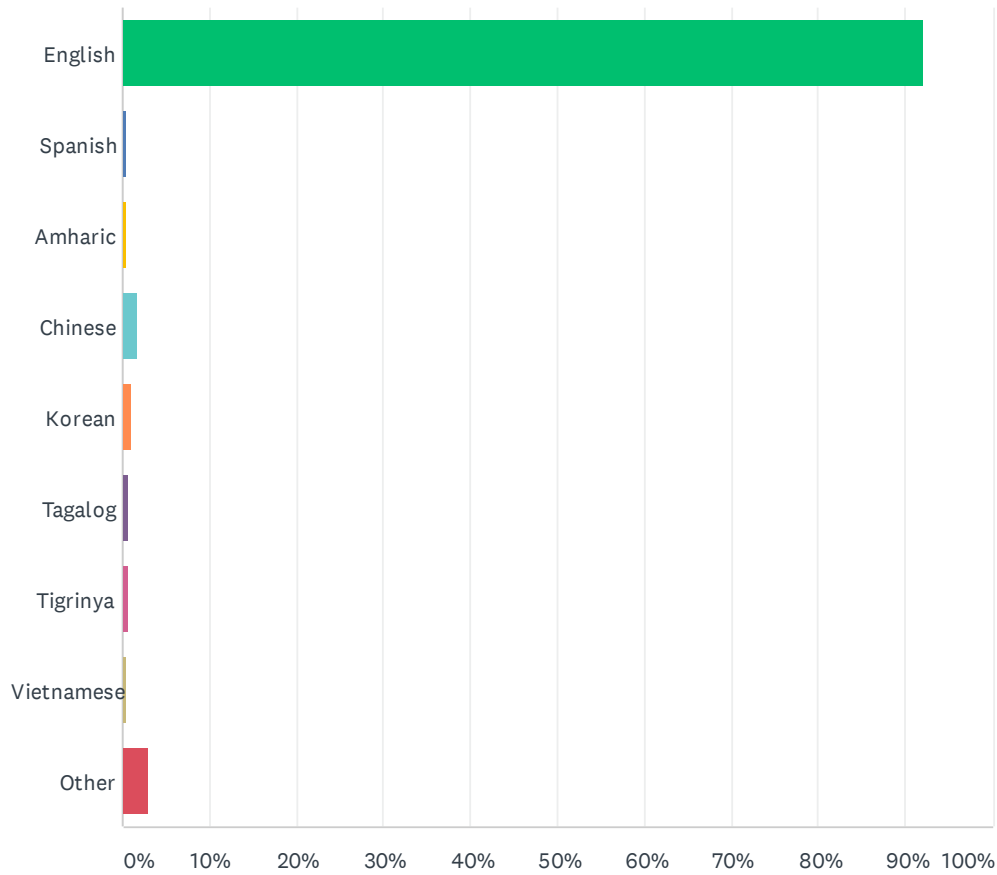


ANSWER CHOICES	RESPONSES
American Indian/Alaskan Native	0.33% 1
Asian	10.33% 31
Pacific Islander/Native Hawaiian	0.67% 2
Black/African-American	5.33% 16
Hispanic/Latinx of any race	3.33% 10
White	56.00% 168
Two or more races	21.33% 64
Other	2.67% 8
<b>TOTAL</b>	<b>300</b>



### Q7 What is your primary home language?

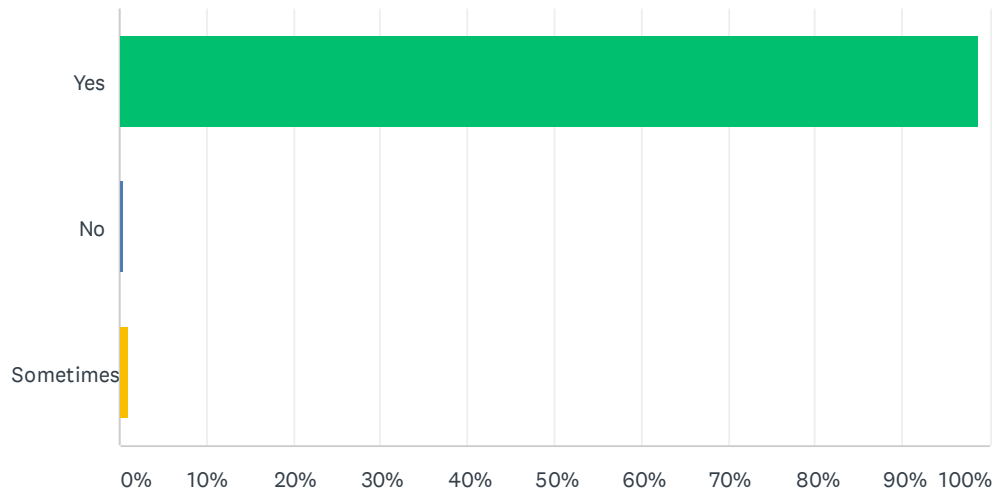
Answered: 304 Skipped: 10



ANSWER CHOICES	RESPONSES	
English	92.11%	280
Spanish	0.33%	1
Amharic	0.33%	1
Chinese	1.64%	5
Korean	0.99%	3
Tagalog	0.66%	2
Tigrinya	0.66%	2
Vietnamese	0.33%	1
Other	2.96%	9
<b>TOTAL</b>		<b>304</b>

### Q8 Do you receive information from your child’s school and the school district in a language you understand?

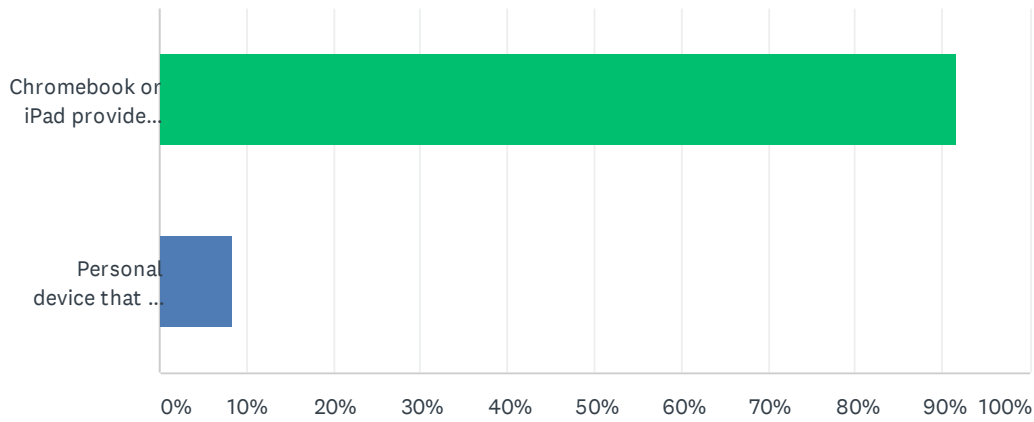
Answered: 313 Skipped: 1



ANSWER CHOICES		RESPONSES	
Yes		98.72%	309
No		0.32%	1
Sometimes		0.96%	3
TOTAL			313

# Q9 Is your child using a school-issued or personal Chromebook or iPad for remote learning?

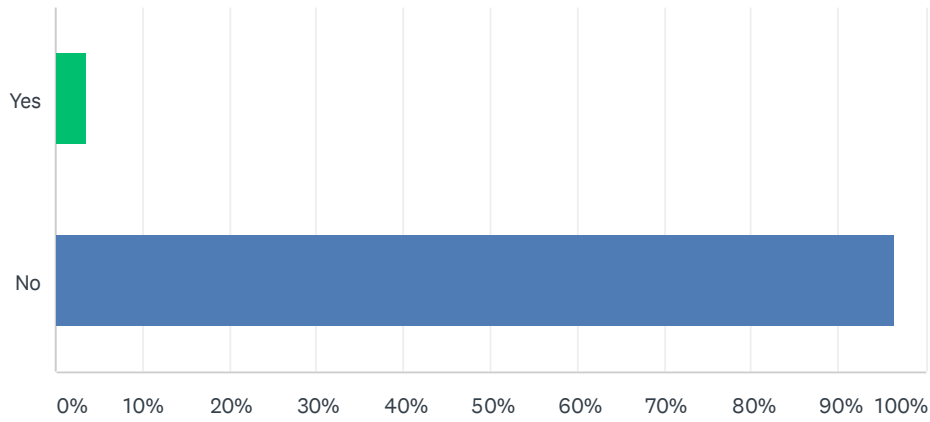
Answered: 311 Skipped: 3



ANSWER CHOICES	RESPONSES	
Chromebook or iPad provided by their school/district	91.64%	285
Personal device that we own	8.36%	26
TOTAL		311

### Q10 Did you check out a WiFi hotspot from your school or district?

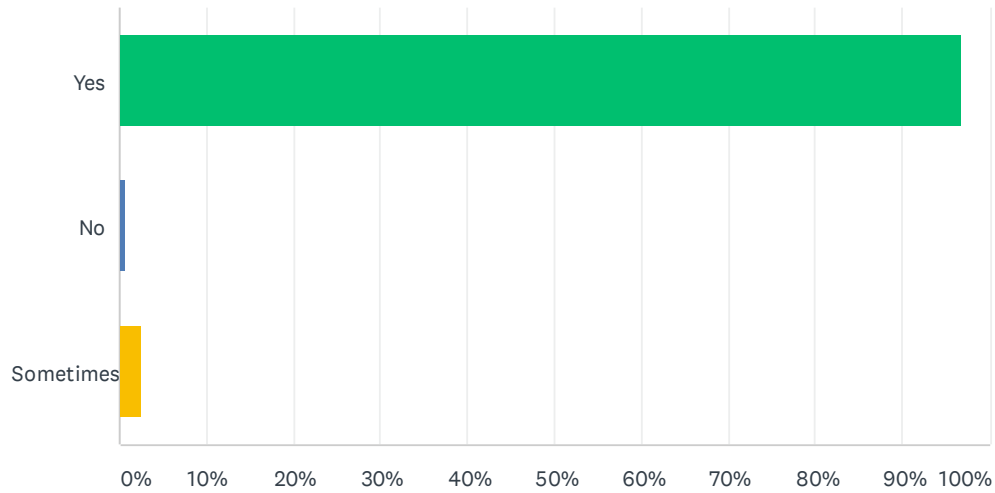
Answered: 311 Skipped: 3



ANSWER CHOICES	RESPONSES
Yes	3.54% 11
No	96.46% 300
TOTAL	311

# Q11 Is your child currently able to access the internet for remote learning?

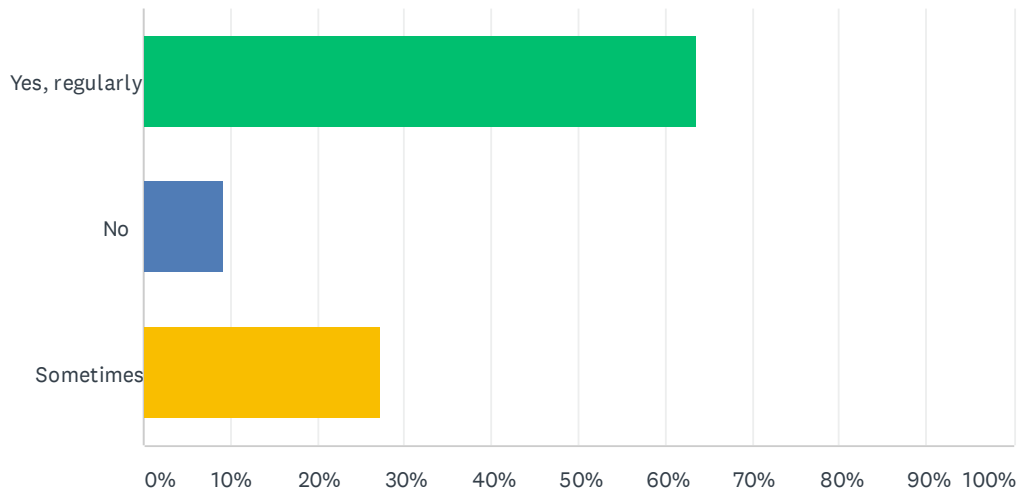
Answered: 312 Skipped: 2



ANSWER CHOICES	RESPONSES	
Yes	96.79%	302
No	0.64%	2
Sometimes	2.56%	8
TOTAL		312

## Q12 Do you use the parent/guardian Canvas or Seesaw app or website to monitor/support your child's schoolwork?

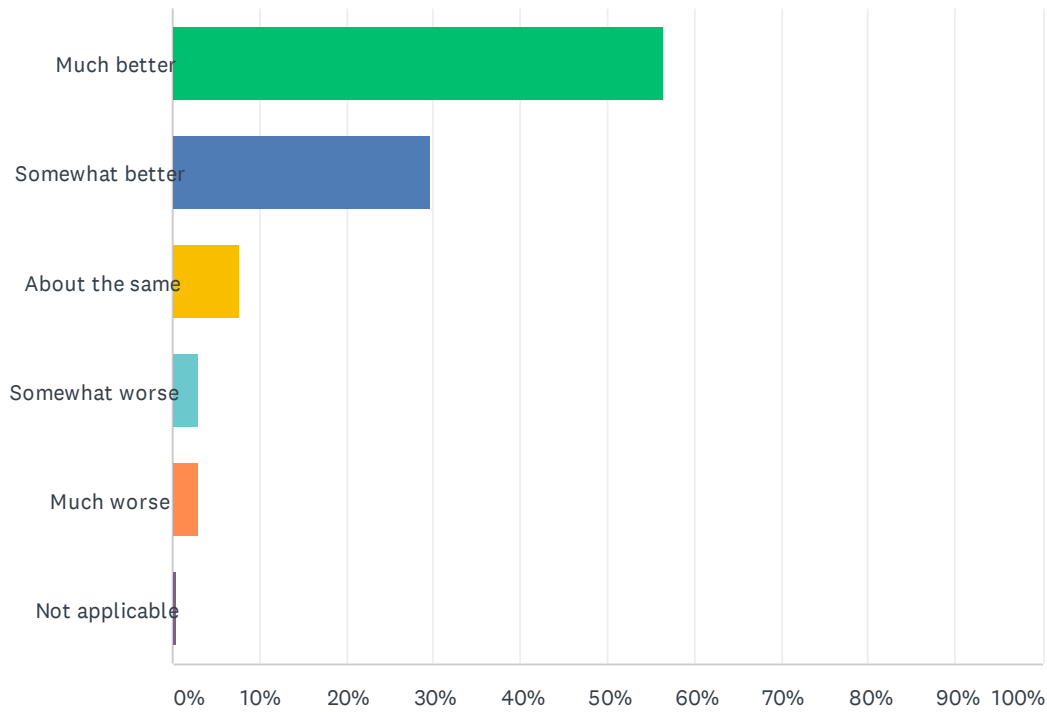
Answered: 313 Skipped: 1



ANSWER CHOICES	RESPONSES	
Yes, regularly	63.58%	199
No	9.27%	29
Sometimes	27.16%	85
TOTAL		313

### Q13 Compared to your child’s remote learning experience in the spring, your child’s learning experience this fall has been:

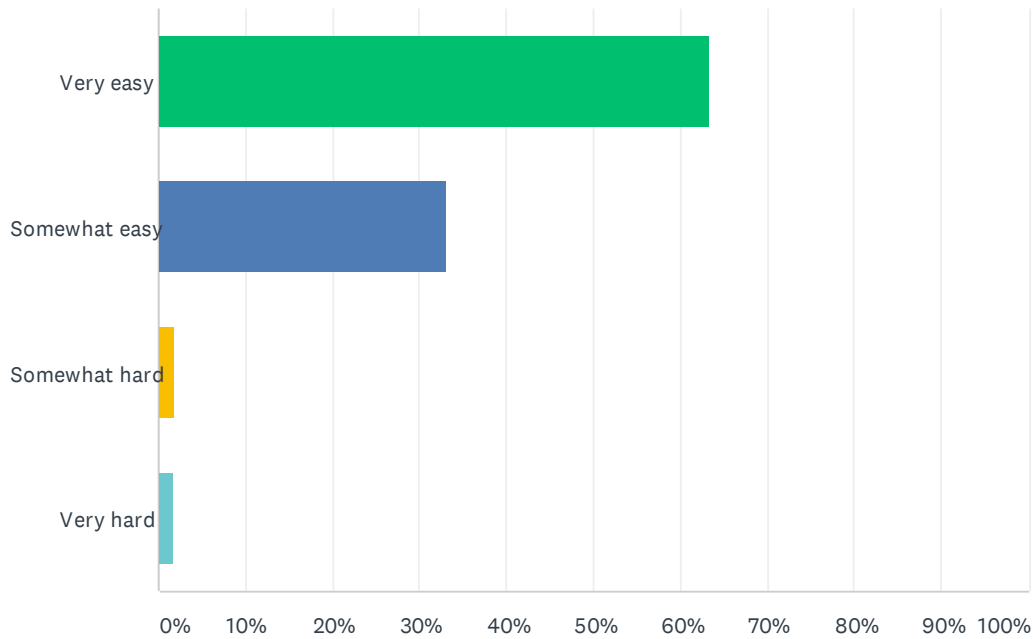
Answered: 313 Skipped: 1



ANSWER CHOICES	RESPONSES	
Much better	56.55%	177
Somewhat better	29.71%	93
About the same	7.67%	24
Somewhat worse	2.88%	9
Much worse	2.88%	9
Not applicable	0.32%	1
<b>TOTAL</b>		<b>313</b>

### Q14 How easy or hard has it been for your child to find their class links, such as ClassLink, Canvas, Seesaw or Zoom?

Answered: 312 Skipped: 2

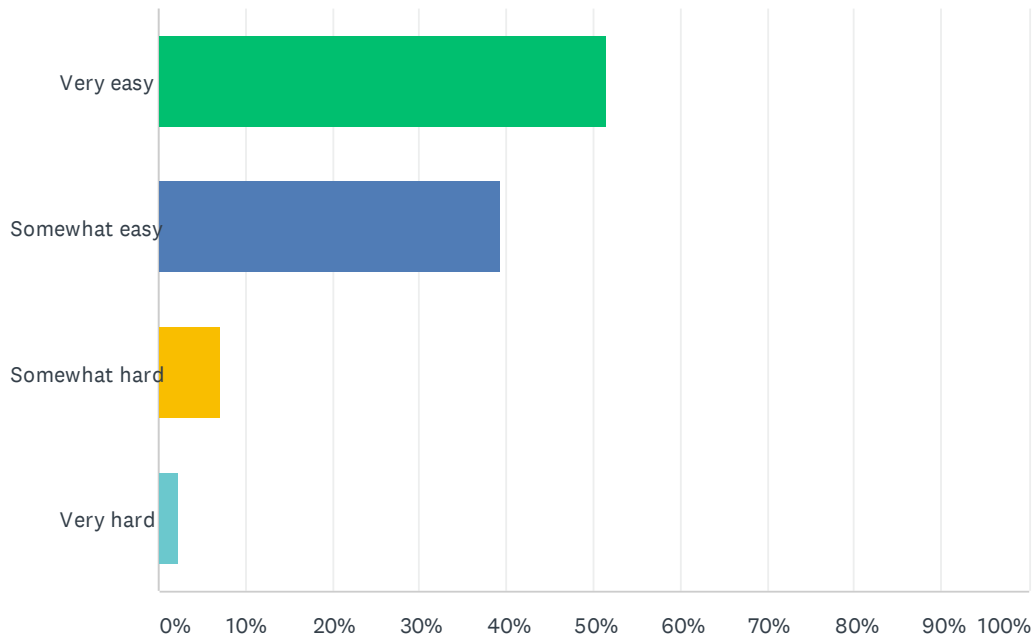


ANSWER CHOICES	RESPONSES	
Very easy	63.46%	198
Somewhat easy	33.01%	103
Somewhat hard	1.92%	6
Very hard	1.60%	5
<b>TOTAL</b>		<b>312</b>



## Q15 How easy or hard has it been for your child to find their class assignments?

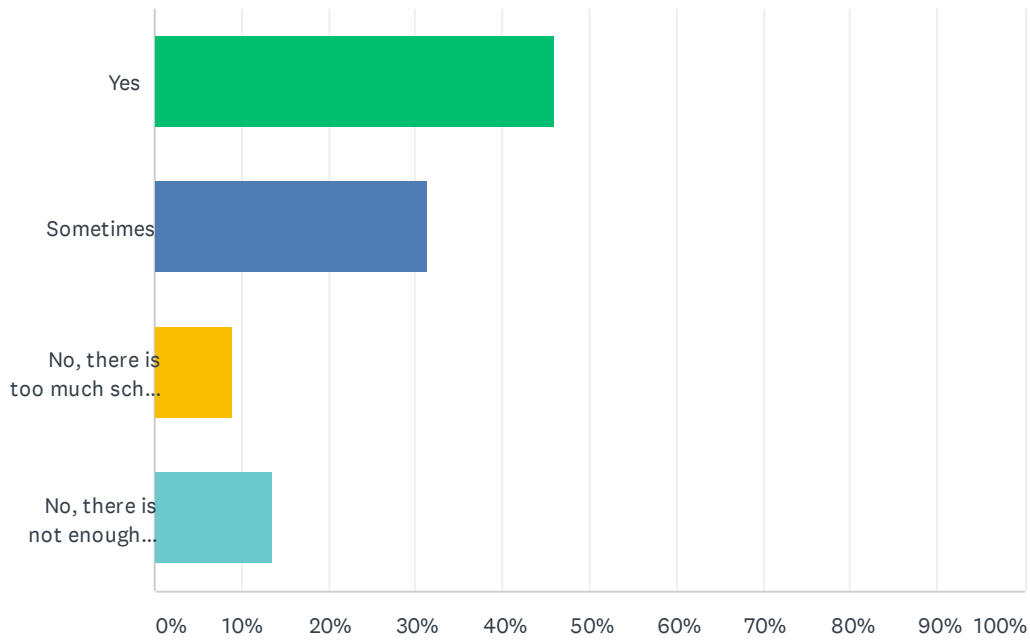
Answered: 313 Skipped: 1



ANSWER CHOICES	RESPONSES	
Very easy	51.44%	161
Somewhat easy	39.30%	123
Somewhat hard	7.03%	22
Very hard	2.24%	7
<b>TOTAL</b>		<b>313</b>

### Q16 Do you feel your child has an appropriate level of school work in the current remote learning model?

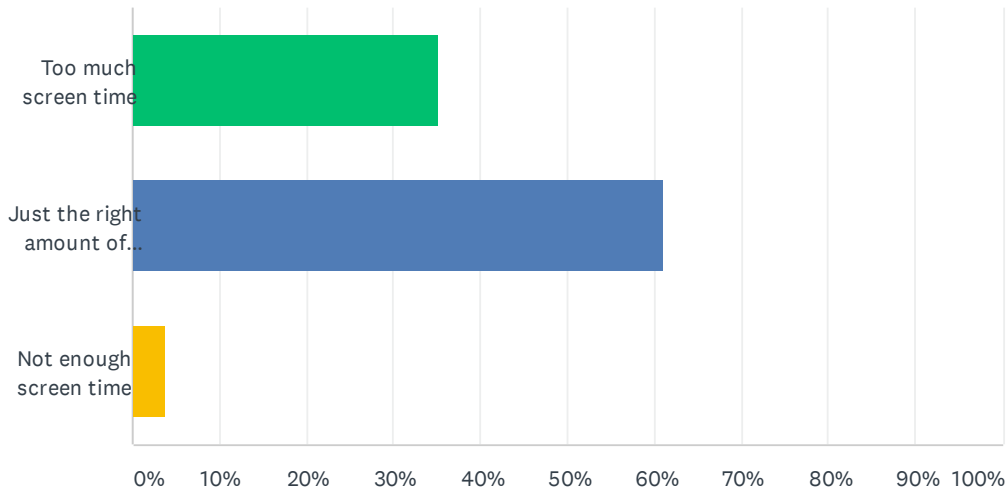
Answered: 309 Skipped: 5



ANSWER CHOICES	RESPONSES	
Yes	45.95%	142
Sometimes	31.39%	97
No, there is too much school work	9.06%	28
No, there is not enough school work	13.59%	42
<b>TOTAL</b>		<b>309</b>

### Q17 My child's remote learning schedule requires:

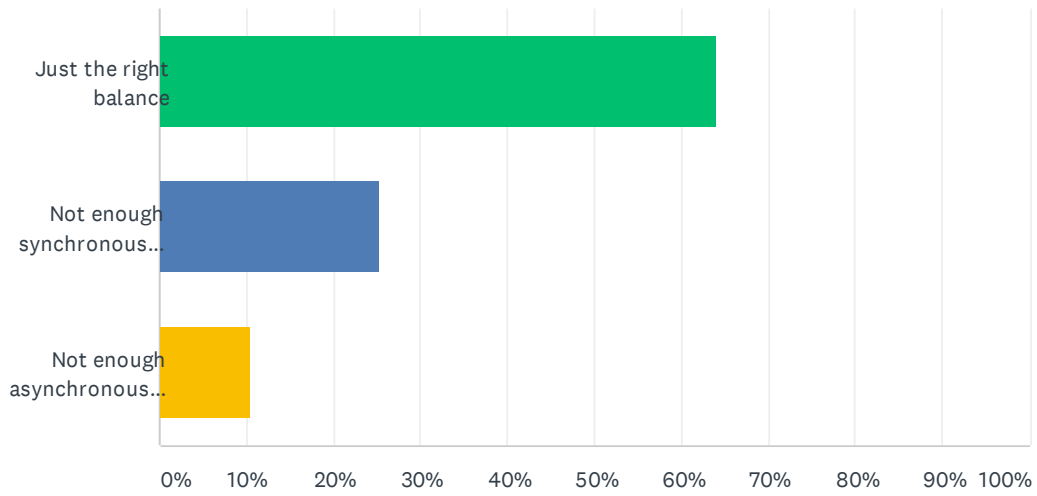
Answered: 311 Skipped: 3



ANSWER CHOICES	RESPONSES	
Too much screen time	35.05%	109
Just the right amount of screen time	61.09%	190
Not enough screen time	3.86%	12
TOTAL		311

### Q18 I feel my child’s mix of synchronous (teacher-led) and asynchronous (teacher-directed) time is:

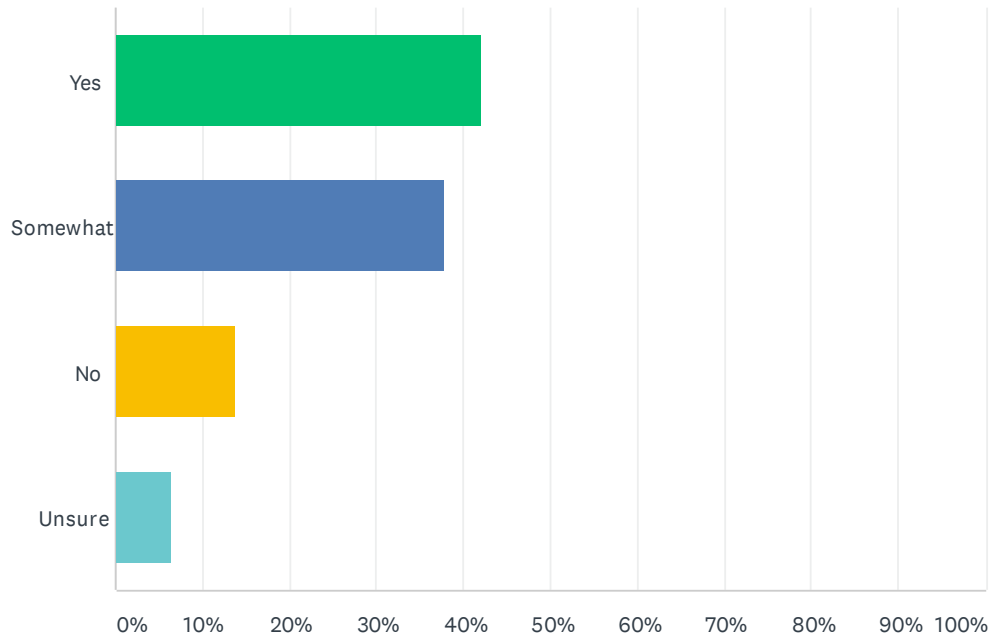
Answered: 303 Skipped: 11



ANSWER CHOICES	RESPONSES	
Just the right balance	64.03%	194
Not enough synchronous time	25.41%	77
Not enough asynchronous time	10.56%	32
TOTAL		303

### Q19 I feel my child is progressing in their learning:

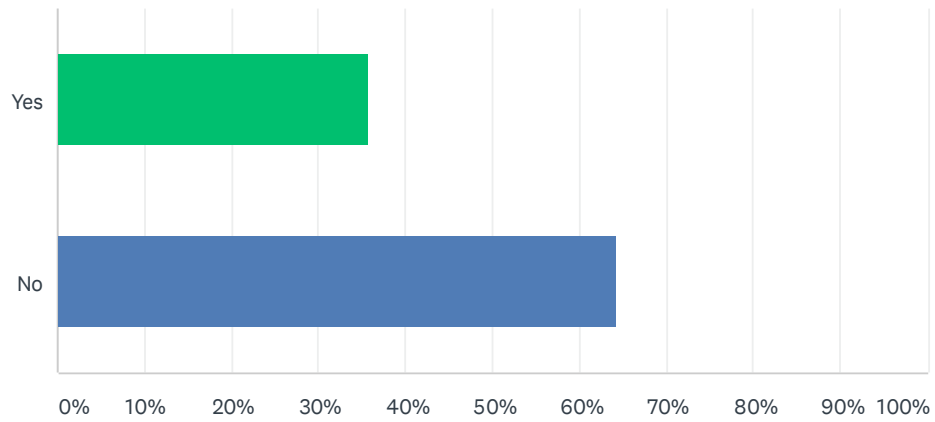
Answered: 312 Skipped: 2



ANSWER CHOICES	RESPONSES	
Yes	41.99%	131
Somewhat	37.82%	118
No	13.78%	43
Unsure	6.41%	20
<b>TOTAL</b>		<b>312</b>

## Q20 Have you experienced any technology issues that have prevented your child from accessing their class or learning tools for a period of time?

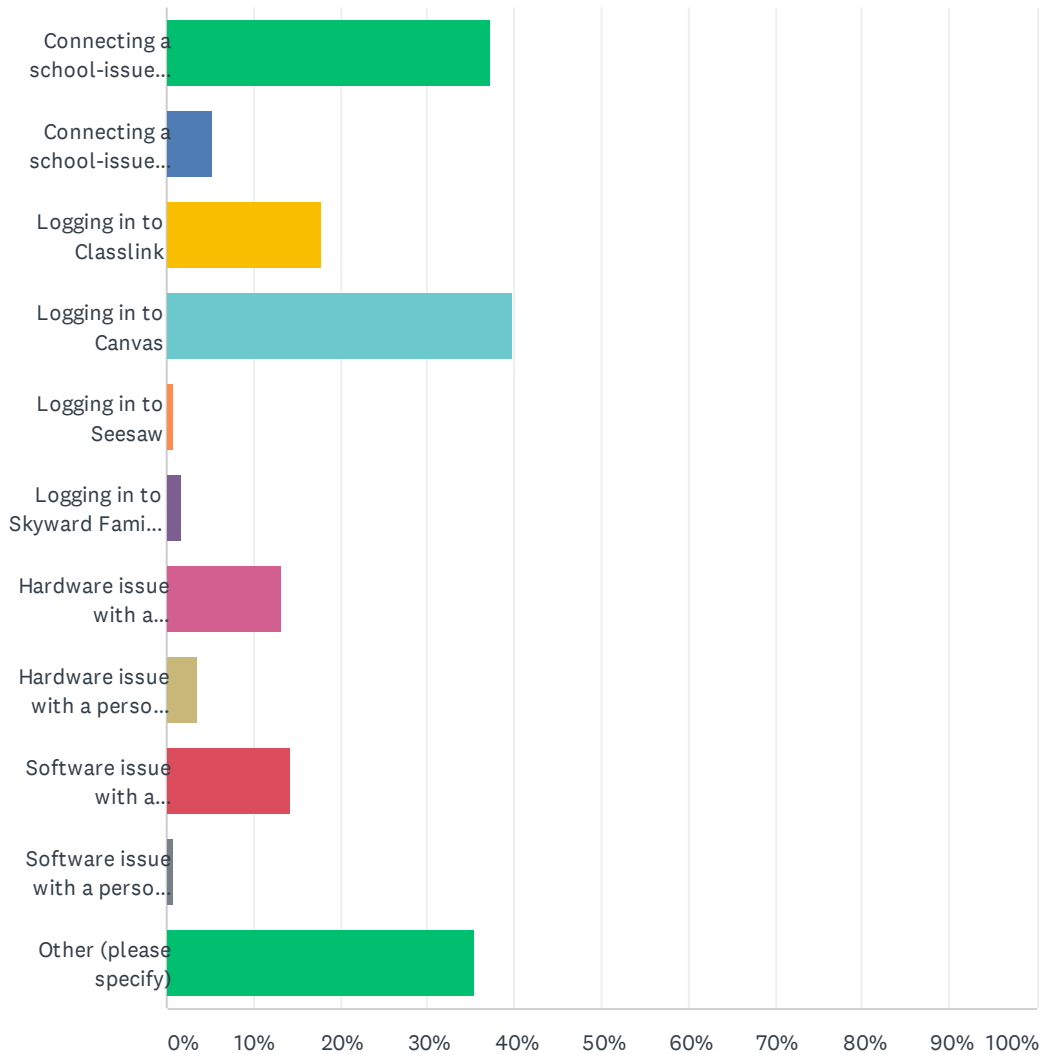
Answered: 313 Skipped: 1



ANSWER CHOICES	RESPONSES	
Yes	35.78%	112
No	64.22%	201
TOTAL		313

### Q21 If you answered YES to the previous question, please indicate the type/s of technology issues you or your child has experienced: (select all that apply)

Answered: 113 Skipped: 201

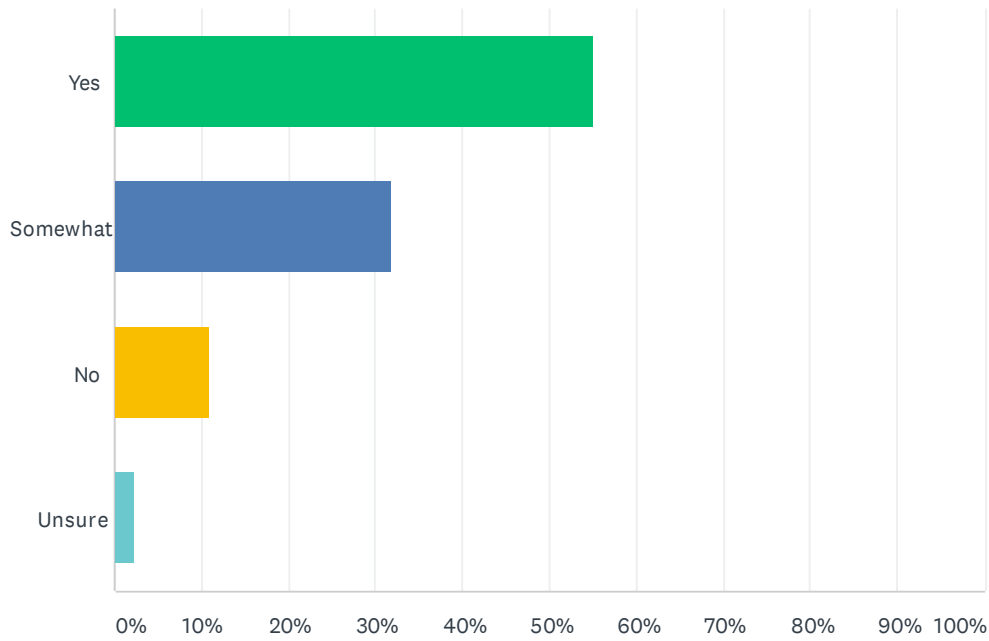


ANSWER CHOICES	RESPONSES	
Connecting a school-issued Chromebook/iPad to home internet	37.17%	42
Connecting a school-issued Chromebook/iPad to a school-issued wifi hotspot	5.31%	6
Logging in to Classlink	17.70%	20
Logging in to Canvas	39.82%	45
Logging in to Seesaw	0.88%	1
Logging in to Skyward Family Access	1.77%	2
Hardware issue with a school-issued Chromebook/iPad	13.27%	15
Hardware issue with a personal computer/device owned by the student or family	3.54%	4
Software issue with a school-issued Chromebook/iPad	14.16%	16
Software issue with a personal computer/device owned by the student or family	0.88%	1
Other (please specify)	35.40%	40
Total Respondents: 113		



## Q22 As a parent/guardian, I am provided enough information to support my child with remote learning:

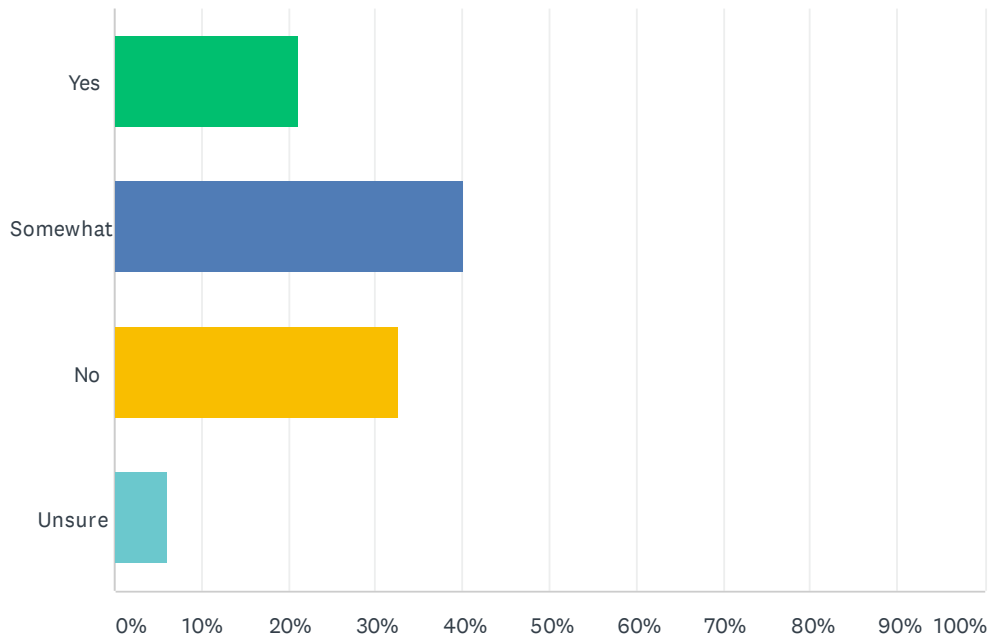
Answered: 314 Skipped: 0



ANSWER CHOICES	RESPONSES	
Yes	55.10%	173
Somewhat	31.85%	100
No	10.83%	34
Unsure	2.23%	7
<b>TOTAL</b>		<b>314</b>

## Q23 Do you feel your child’s social and emotional needs are being supported by their school during this period of remote learning?

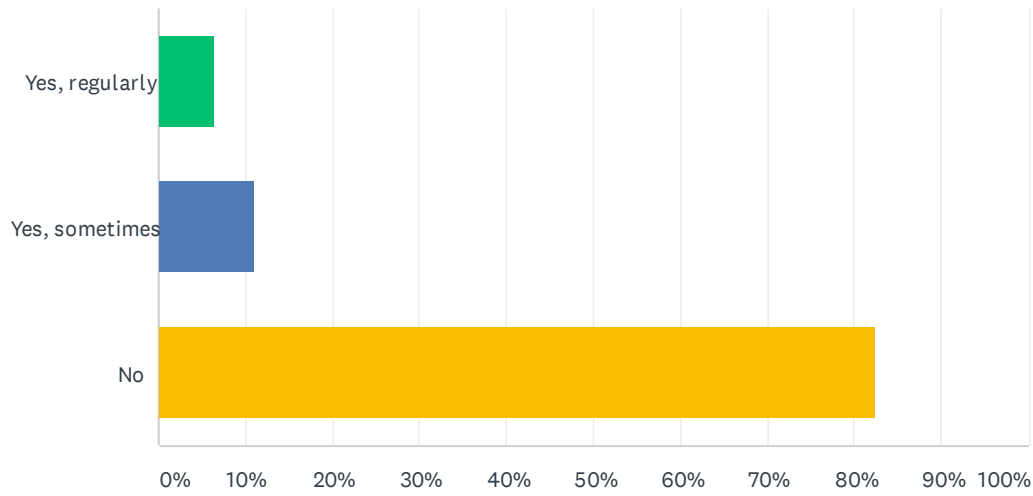
Answered: 313 Skipped: 1



ANSWER CHOICES	RESPONSES	
Yes	21.09%	66
Somewhat	40.26%	126
No	32.59%	102
Unsure	6.07%	19
<b>TOTAL</b>		<b>313</b>

## Q24 Has your family accessed school meals during remote learning this fall?

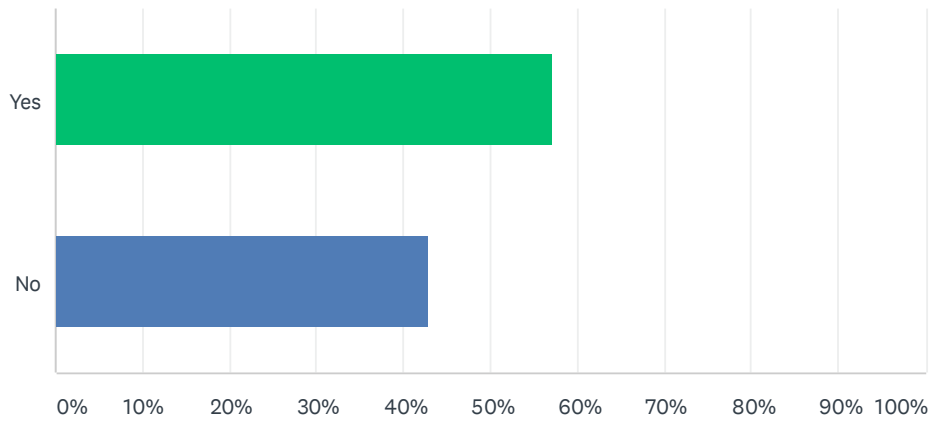
Answered: 313 Skipped: 1



ANSWER CHOICES	RESPONSES	
Yes, regularly	6.39%	20
Yes, sometimes	11.18%	35
No	82.43%	258
<b>TOTAL</b>		<b>313</b>

### Q25 Did you attend or watch a recording of one of our Family Academy webinars at the beginning of the school year?

Answered: 312 Skipped: 2



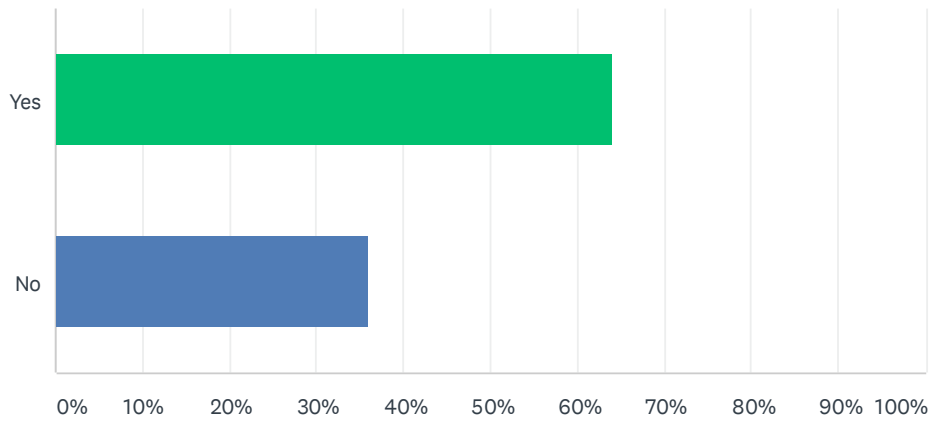
ANSWER CHOICES	RESPONSES	
Yes	57.05%	178
No	42.95%	134
TOTAL		312

**Q26 If there is a topic you would like to see covered at a future Family Academy, please include it here.**

Answered: 39 Skipped: 275

### Q27 Have you accessed the Remote Learning Resources webpage on your school or district website?

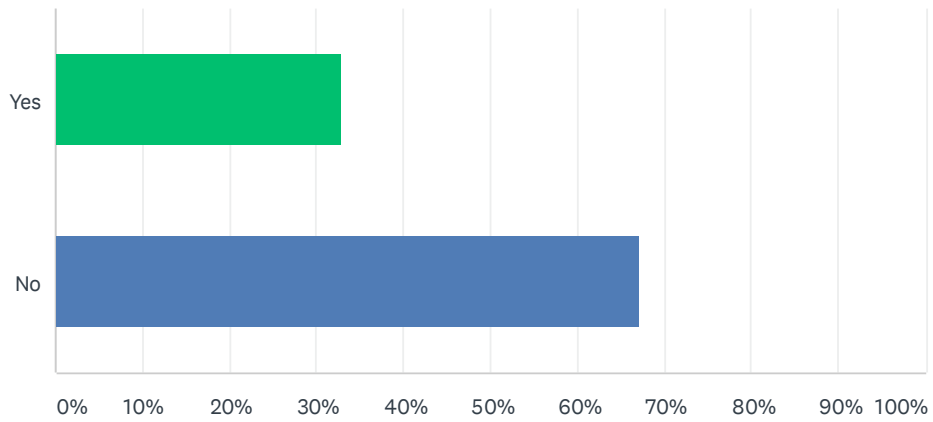
Answered: 311 Skipped: 3



ANSWER CHOICES		RESPONSES	
Yes		63.99%	199
No		36.01%	112
TOTAL			311

## Q28 Have you contacted your school regarding any needs your family may have?

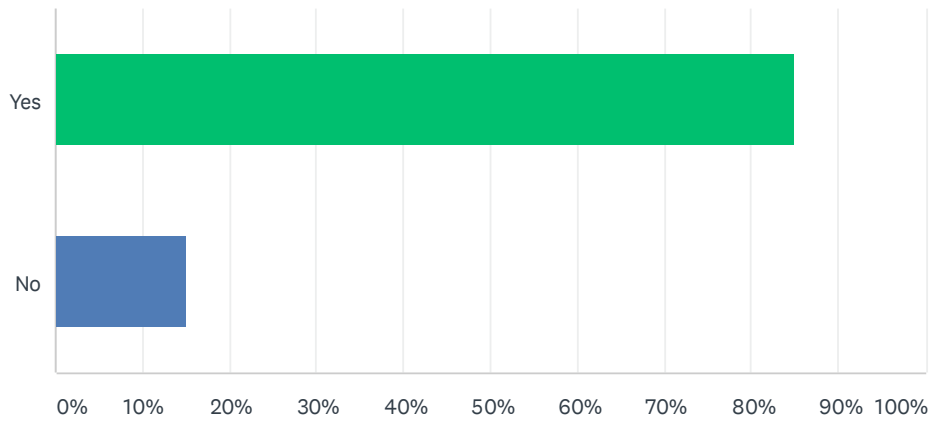
Answered: 313 Skipped: 1



ANSWER CHOICES	RESPONSES	
Yes	32.91%	103
No	67.09%	210
TOTAL		313

# Q29 Do you know who to contact at your school if you need resources or support?

Answered: 310 Skipped: 4

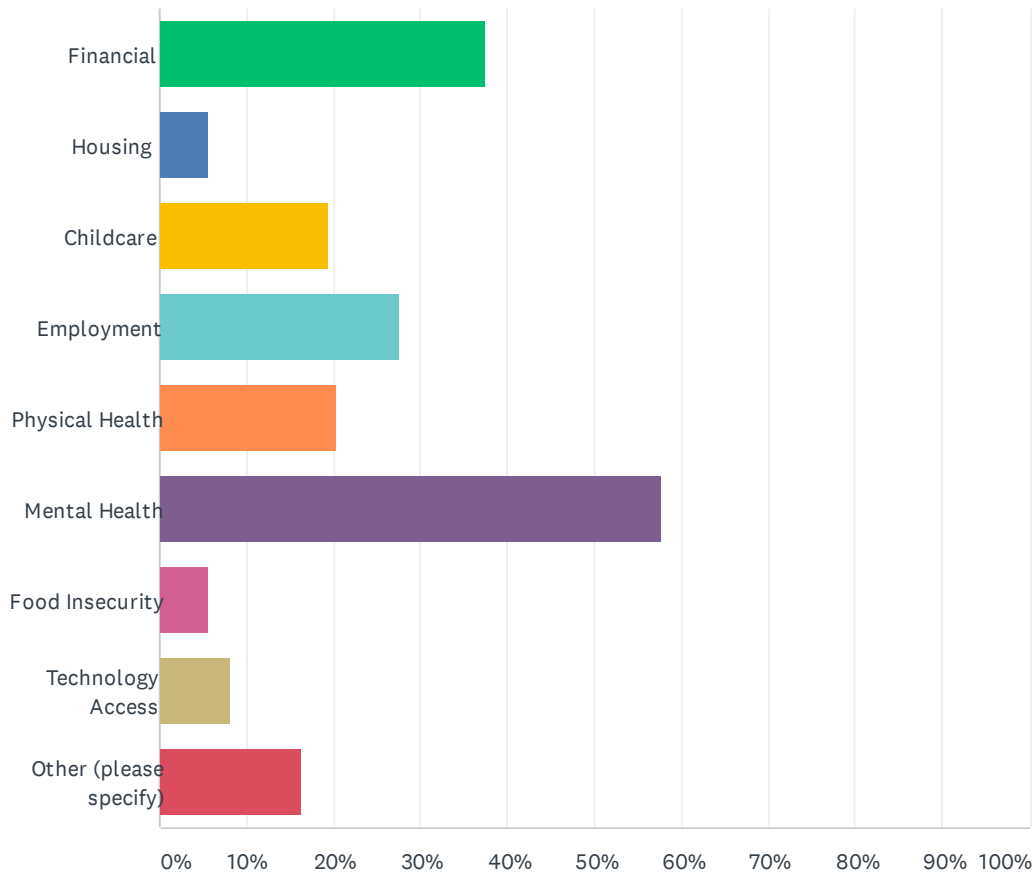


ANSWER CHOICES	RESPONSES	
Yes	84.84%	263
No	15.16%	47
TOTAL		310



### Q30 If your family is currently experiencing hardship due to the COVID-19 pandemic, what are those challenges? (select all that apply)

Answered: 123 Skipped: 191



ANSWER CHOICES	RESPONSES	
Financial	37.40%	46
Housing	5.69%	7
Childcare	19.51%	24
Employment	27.64%	34
Physical Health	20.33%	25
Mental Health	57.72%	71
Food Insecurity	5.69%	7
Technology Access	8.13%	10
Other (please specify)	16.26%	20
Total Respondents: 123		