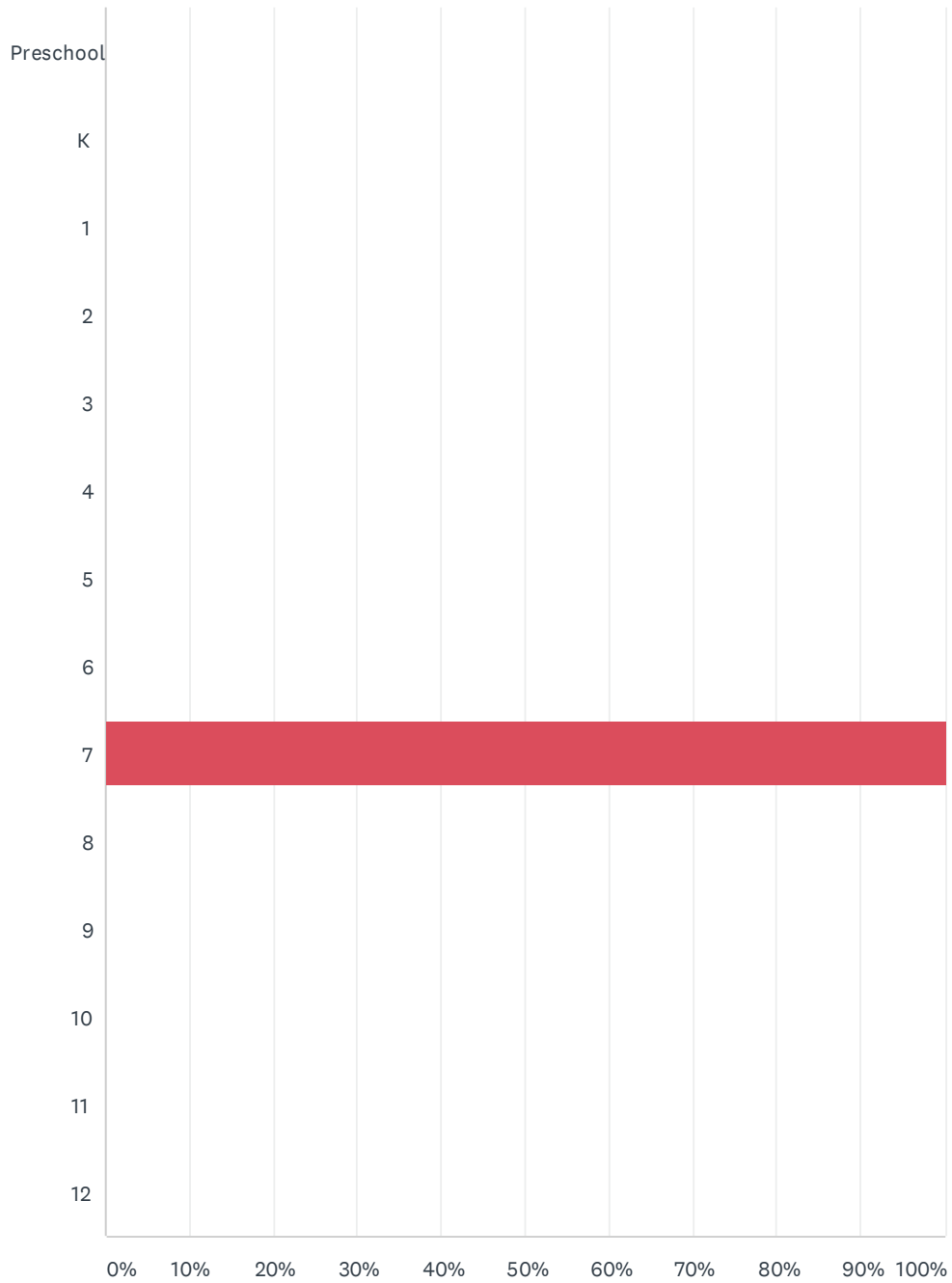


Q1 Please select your child's grade level:

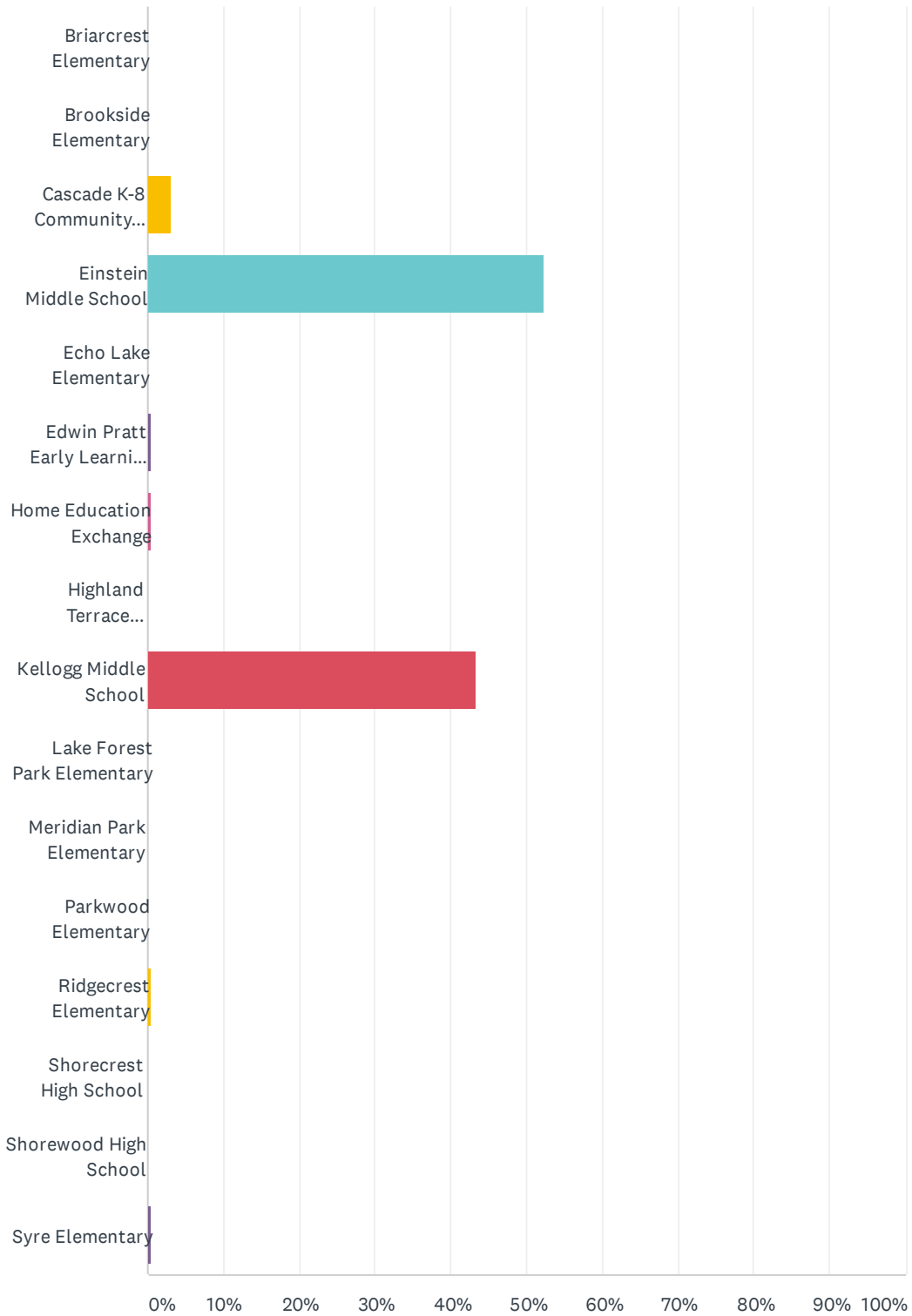
Answered: 315 Skipped: 0



ANSWER CHOICES	RESPONSES	
Preschool	0.00%	0
K	0.00%	0
1	0.00%	0
2	0.00%	0
3	0.00%	0
4	0.00%	0
5	0.00%	0
6	0.00%	0
7	100.00%	315
8	0.00%	0
9	0.00%	0
10	0.00%	0
11	0.00%	0
12	0.00%	0
TOTAL		315

Q2 Which school does your child attend?

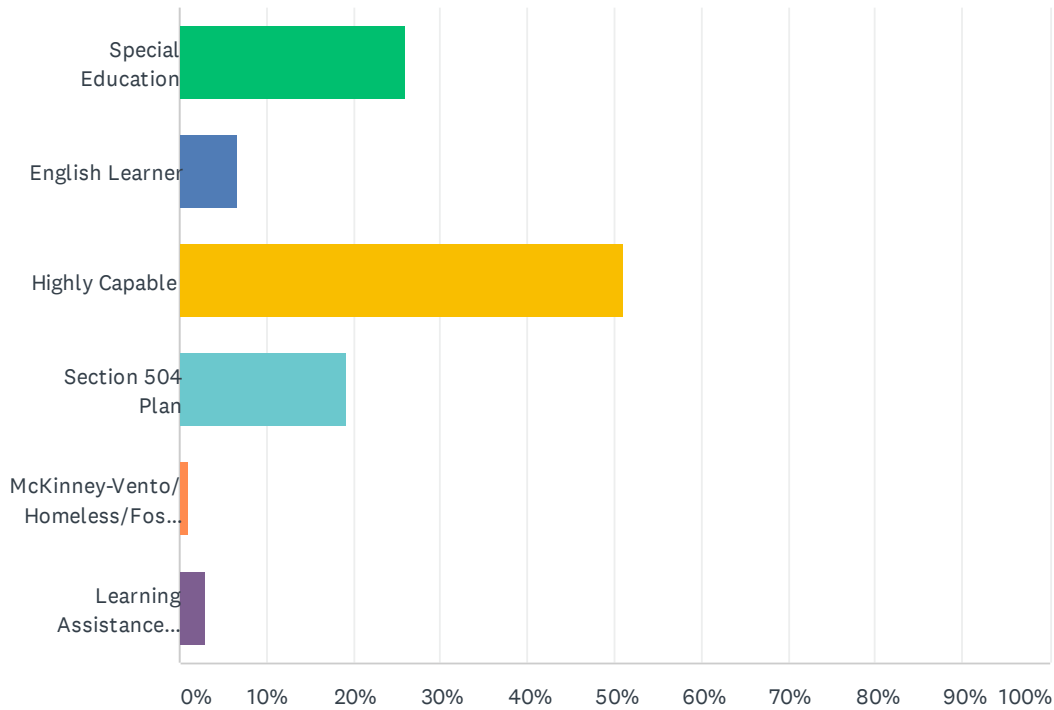
Answered: 312 Skipped: 3



ANSWER CHOICES	RESPONSES	
Briarcrest Elementary	0.00%	0
Brookside Elementary	0.00%	0
Cascade K-8 Community School	3.21%	10
Einstein Middle School	52.24%	163
Echo Lake Elementary	0.00%	0
Edwin Pratt Early Learning Center	0.32%	1
Home Education Exchange	0.32%	1
Highland Terrace Elementary	0.00%	0
Kellogg Middle School	43.27%	135
Lake Forest Park Elementary	0.00%	0
Meridian Park Elementary	0.00%	0
Parkwood Elementary	0.00%	0
Ridgecrest Elementary	0.32%	1
Shorecrest High School	0.00%	0
Shorewood High School	0.00%	0
Syre Elementary	0.32%	1
TOTAL		312

Q3 If your child is in a special program, please select all that apply.

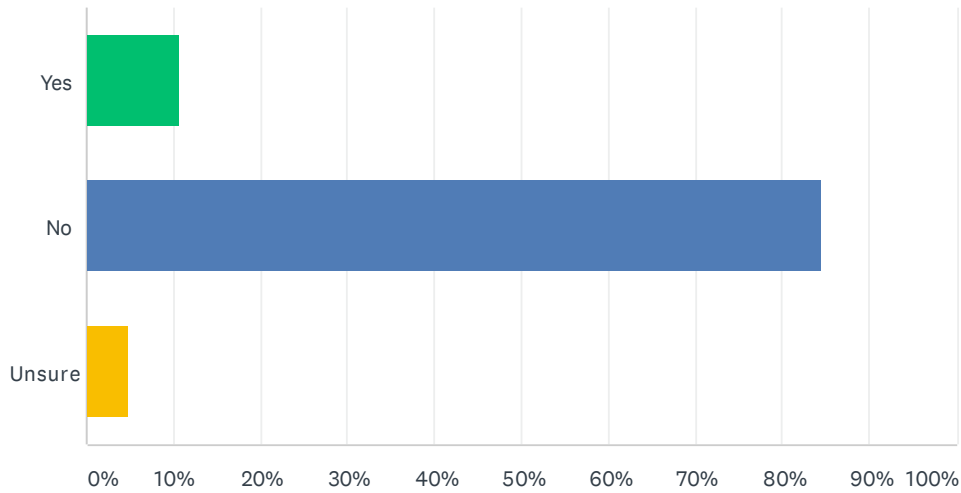
Answered: 104 Skipped: 211



ANSWER CHOICES	RESPONSES	
Special Education	25.96%	27
English Learner	6.73%	7
Highly Capable	50.96%	53
Section 504 Plan	19.23%	20
McKinney-Vento/Homeless/Foster Care	0.96%	1
Learning Assistance Program/Title I	2.88%	3
Total Respondents: 104		

Q4 Does your child qualify for free or reduced-price school meals?

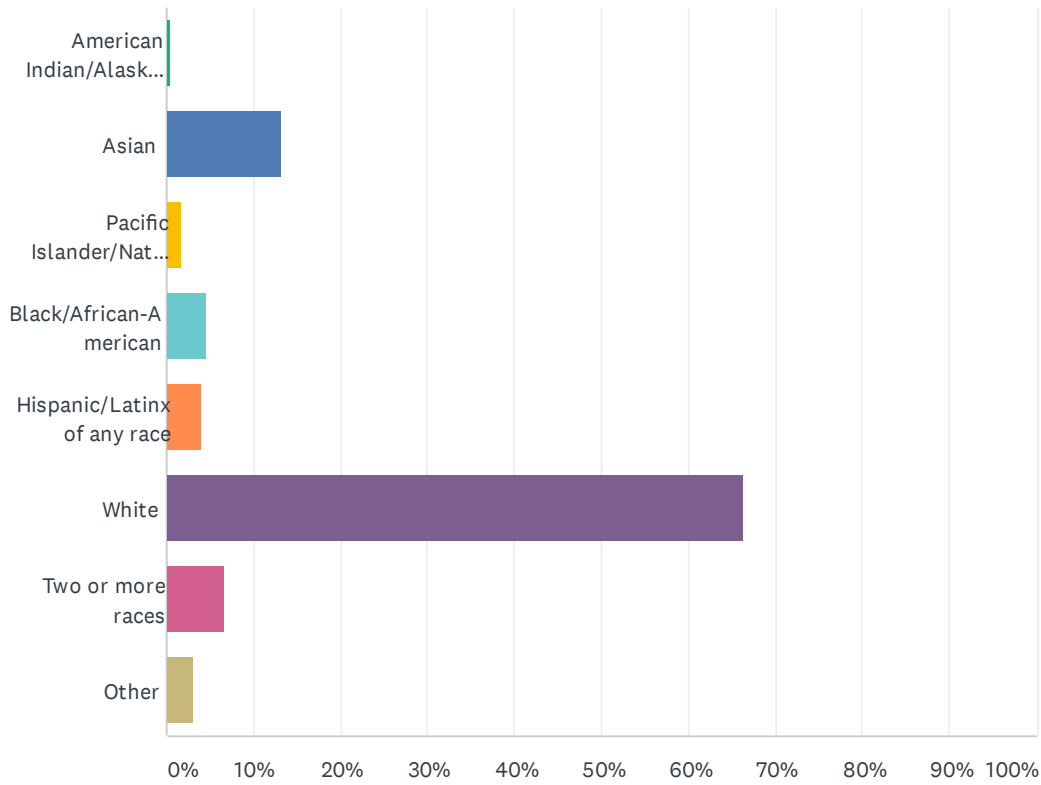
Answered: 311 Skipped: 4



ANSWER CHOICES	RESPONSES	
Yes	10.61%	33
No	84.57%	263
Unsure	4.82%	15
TOTAL		311

Q5 What is your race/ethnic origin?

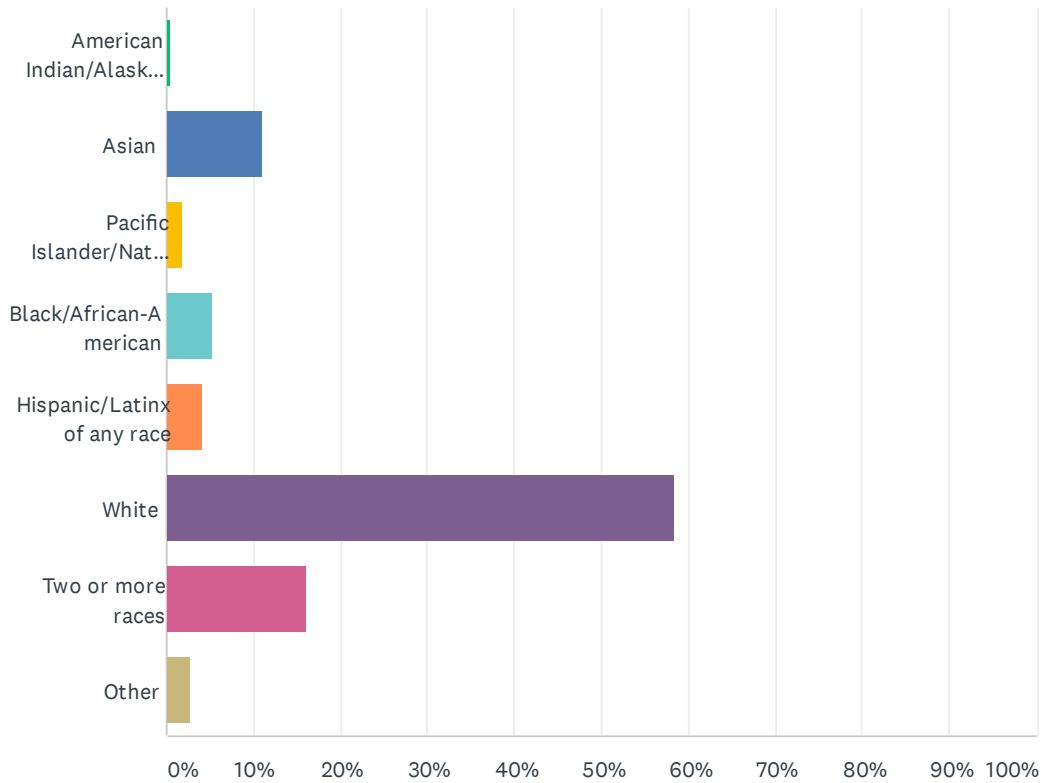
Answered: 309 Skipped: 6



ANSWER CHOICES	RESPONSES
American Indian/Alaskan Native	0.32% 1
Asian	13.27% 41
Pacific Islander/Native Hawaiian	1.62% 5
Black/African-American	4.53% 14
Hispanic/Latinx of any race	3.88% 12
White	66.34% 205
Two or more races	6.80% 21
Other	3.24% 10
TOTAL	309

Q6 What is your child's race/ethnic origin?

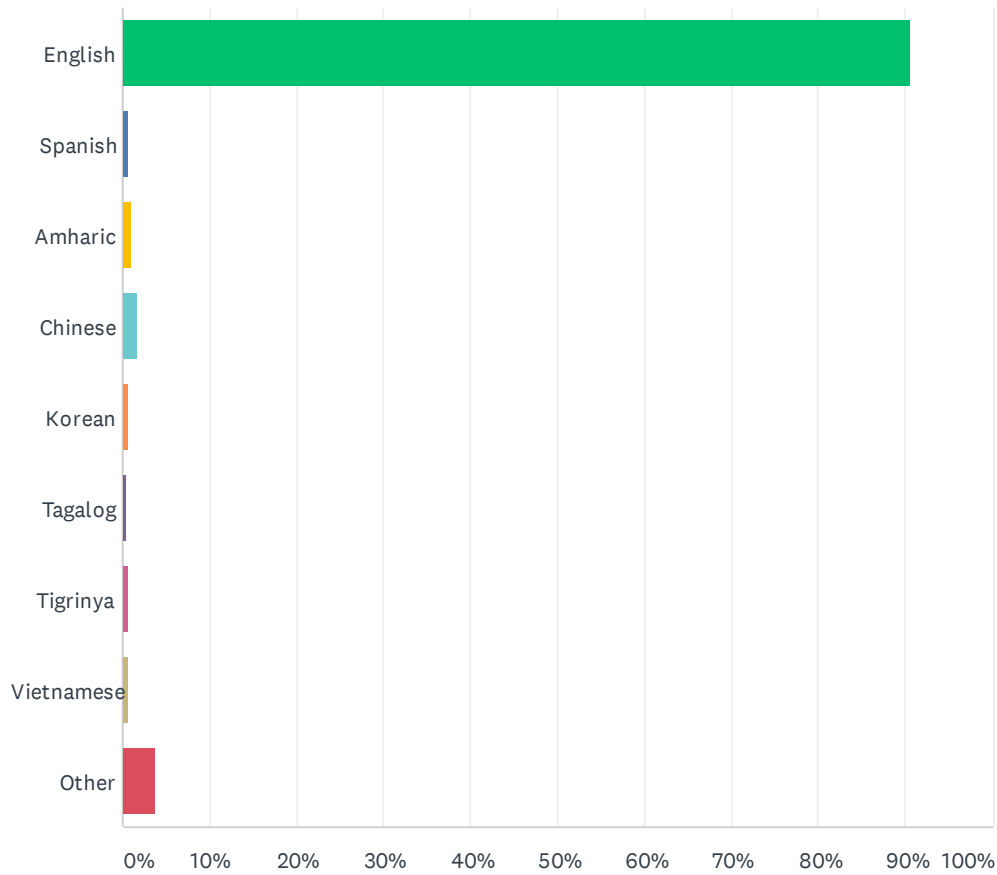
Answered: 305 Skipped: 10



ANSWER CHOICES	RESPONSES
American Indian/Alaskan Native	0.33% 1
Asian	11.15% 34
Pacific Islander/Native Hawaiian	1.97% 6
Black/African-American	5.25% 16
Hispanic/Latinx of any race	4.26% 13
White	58.36% 178
Two or more races	16.07% 49
Other	2.62% 8
TOTAL	305

Q7 What is your primary home language?

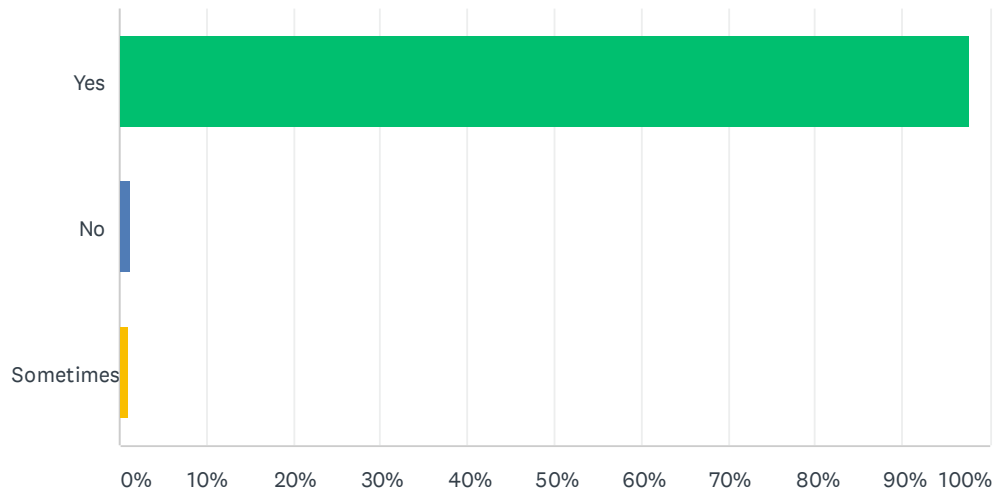
Answered: 311 Skipped: 4



ANSWER CHOICES	RESPONSES	
English	90.68%	282
Spanish	0.64%	2
Amharic	0.96%	3
Chinese	1.61%	5
Korean	0.64%	2
Tagalog	0.32%	1
Tigrinya	0.64%	2
Vietnamese	0.64%	2
Other	3.86%	12
TOTAL		311

Q8 Do you receive information from your child’s school and the school district in a language you understand?

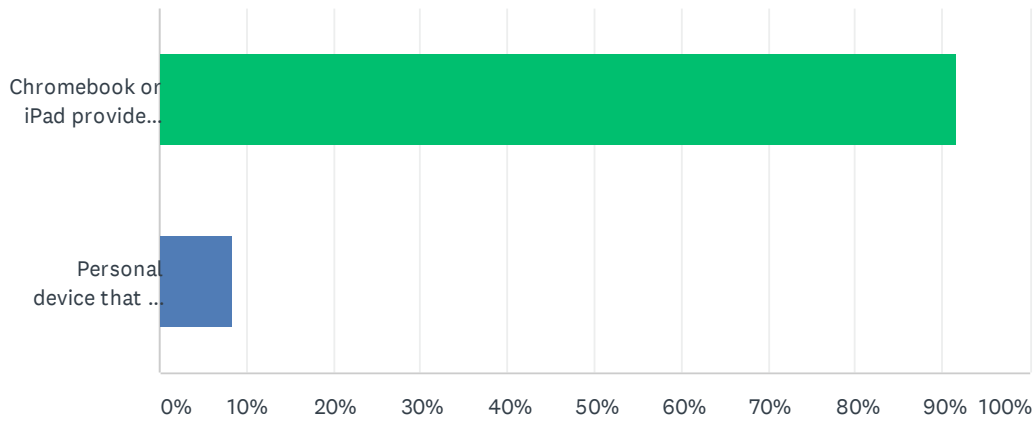
Answered: 315 Skipped: 0



ANSWER CHOICES		RESPONSES	
Yes		97.78%	308
No		1.27%	4
Sometimes		0.95%	3
TOTAL			315

Q9 Is your child using a school-issued or personal Chromebook or iPad for remote learning?

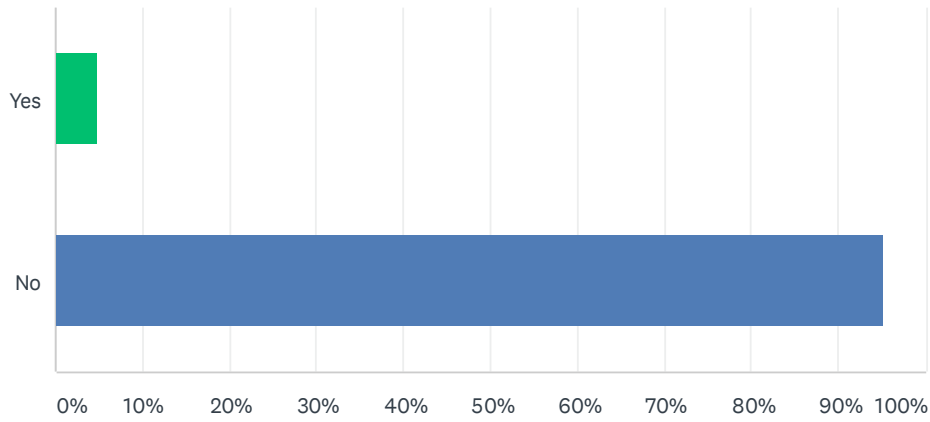
Answered: 313 Skipped: 2



ANSWER CHOICES	RESPONSES	
Chromebook or iPad provided by their school/district	91.69%	287
Personal device that we own	8.31%	26
TOTAL		313

Q10 Did you check out a WiFi hotspot from your school or district?

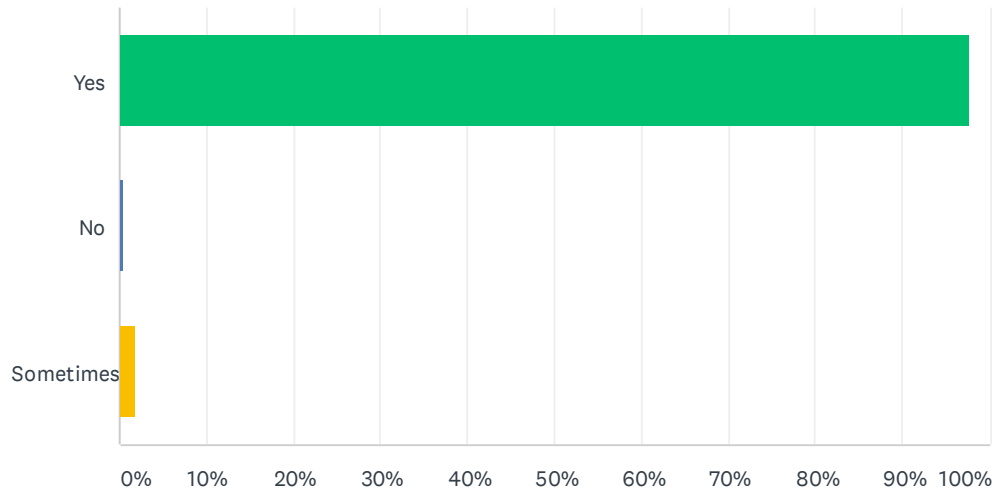
Answered: 314 Skipped: 1



ANSWER CHOICES	RESPONSES
Yes	4.78% 15
No	95.22% 299
TOTAL	314

Q11 Is your child currently able to access the internet for remote learning?

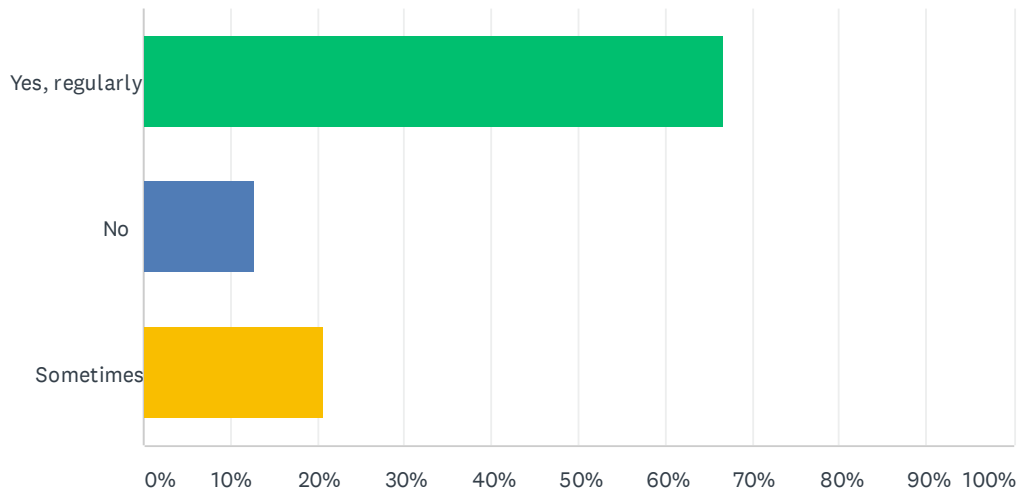
Answered: 315 Skipped: 0



ANSWER CHOICES	RESPONSES	
Yes	97.78%	308
No	0.32%	1
Sometimes	1.90%	6
TOTAL		315

Q12 Do you use the parent/guardian Canvas or Seesaw app or website to monitor/support your child's schoolwork?

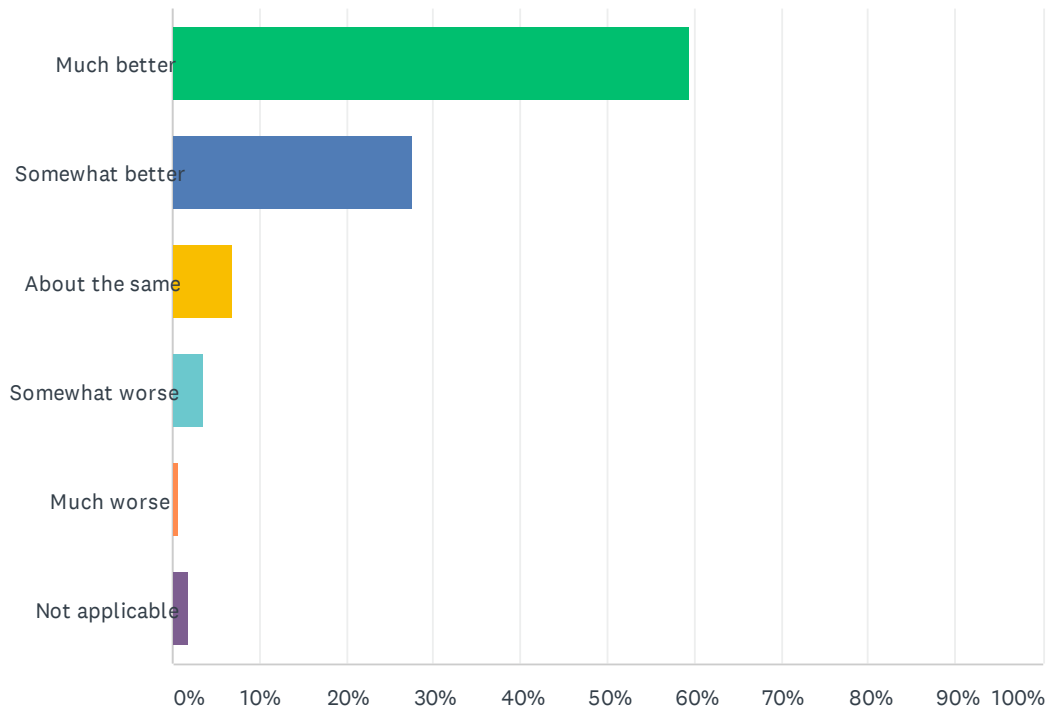
Answered: 315 Skipped: 0



ANSWER CHOICES	RESPONSES	
Yes, regularly	66.67%	210
No	12.70%	40
Sometimes	20.63%	65
TOTAL		315

Q13 Compared to your child’s remote learning experience in the spring, your child’s learning experience this fall has been:

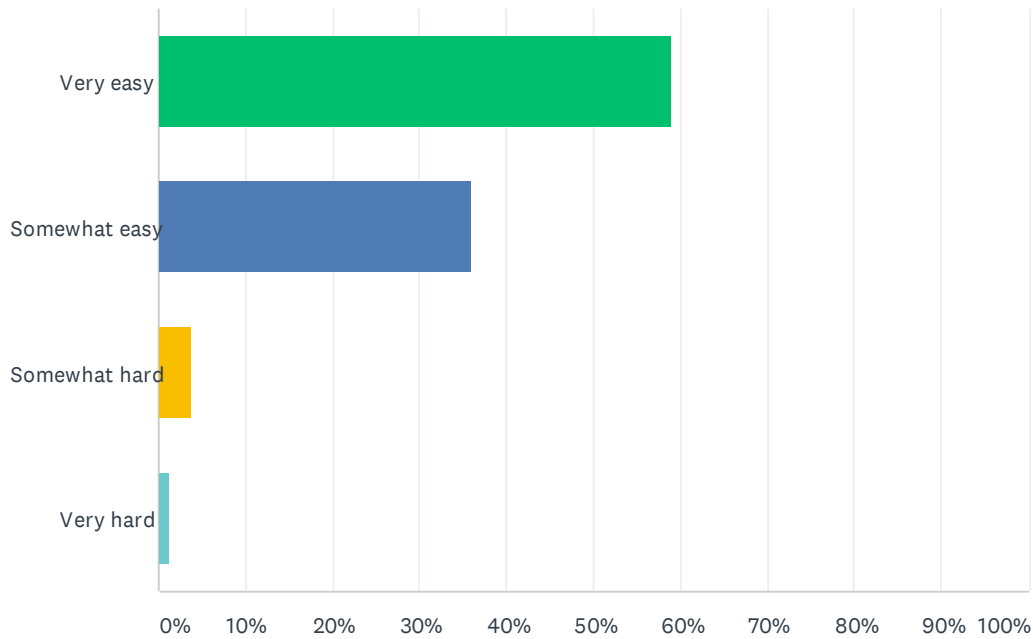
Answered: 315 Skipped: 0



ANSWER CHOICES	RESPONSES	
Much better	59.37%	187
Somewhat better	27.62%	87
About the same	6.98%	22
Somewhat worse	3.49%	11
Much worse	0.63%	2
Not applicable	1.90%	6
TOTAL		315

Q14 How easy or hard has it been for your child to find their class links, such as ClassLink, Canvas, Seesaw or Zoom?

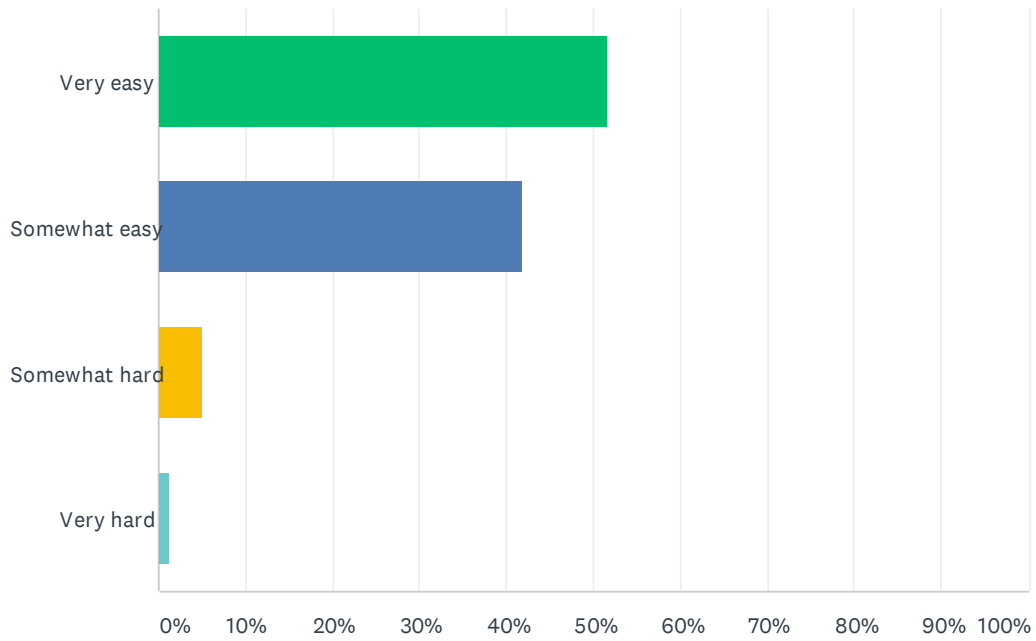
Answered: 314 Skipped: 1



ANSWER CHOICES	RESPONSES	
Very easy	58.92%	185
Somewhat easy	35.99%	113
Somewhat hard	3.82%	12
Very hard	1.27%	4
TOTAL		314

Q15 How easy or hard has it been for your child to find their class assignments?

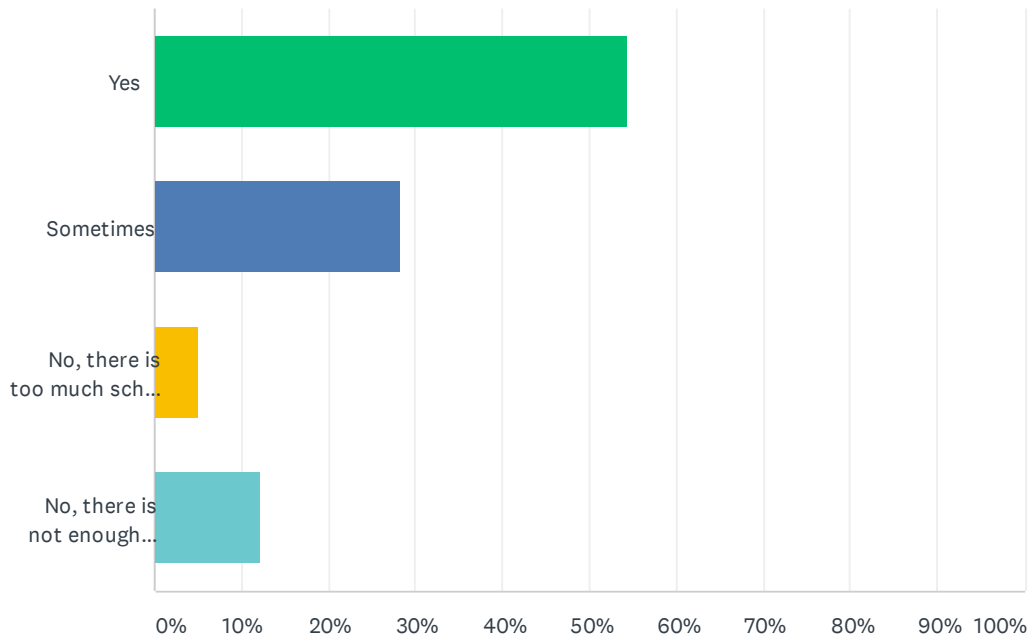
Answered: 315 Skipped: 0



ANSWER CHOICES	RESPONSES	
Very easy	51.75%	163
Somewhat easy	41.90%	132
Somewhat hard	5.08%	16
Very hard	1.27%	4
TOTAL		315

Q16 Do you feel your child has an appropriate level of school work in the current remote learning model?

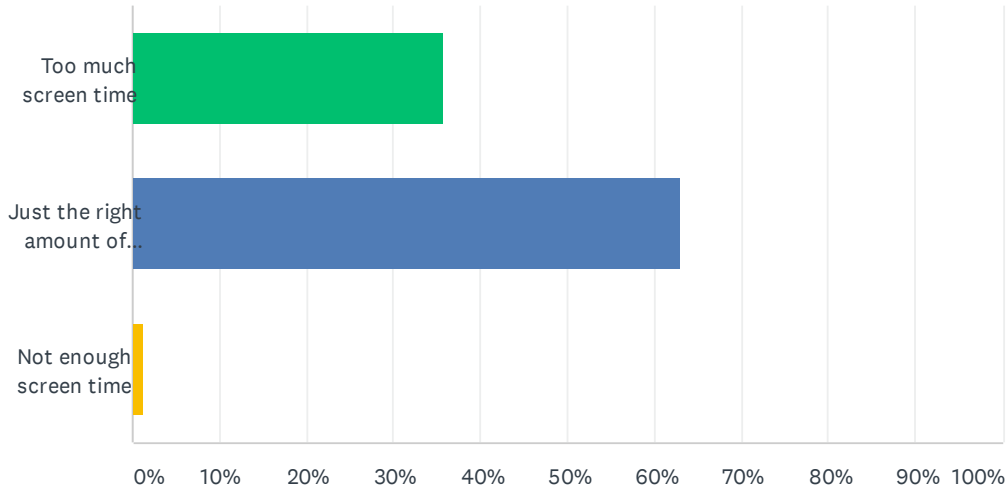
Answered: 314 Skipped: 1



ANSWER CHOICES	RESPONSES	
Yes	54.46%	171
Sometimes	28.34%	89
No, there is too much school work	5.10%	16
No, there is not enough school work	12.10%	38
TOTAL		314

Q17 My child's remote learning schedule requires:

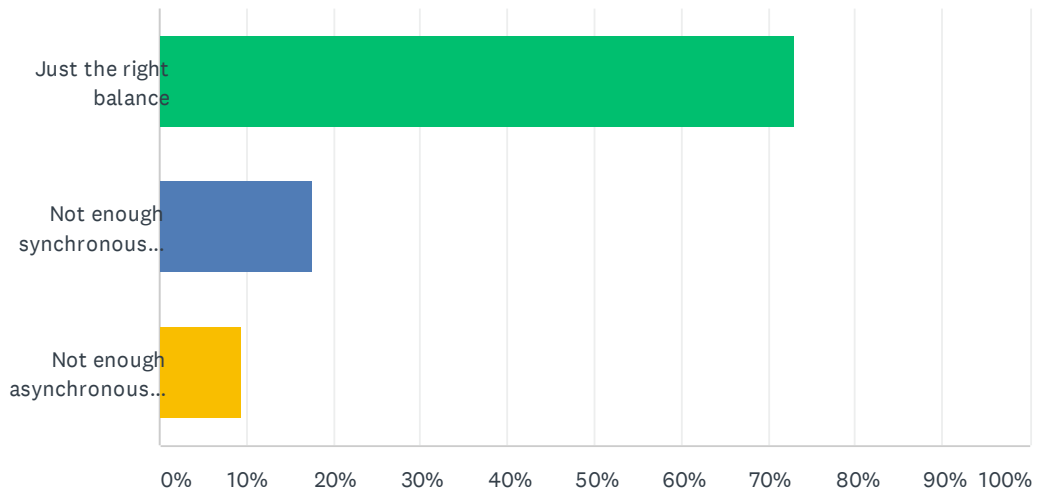
Answered: 311 Skipped: 4



ANSWER CHOICES	RESPONSES	
Too much screen time	35.69%	111
Just the right amount of screen time	63.02%	196
Not enough screen time	1.29%	4
TOTAL		311

Q18 I feel my child’s mix of synchronous (teacher-led) and asynchronous (teacher-directed) time is:

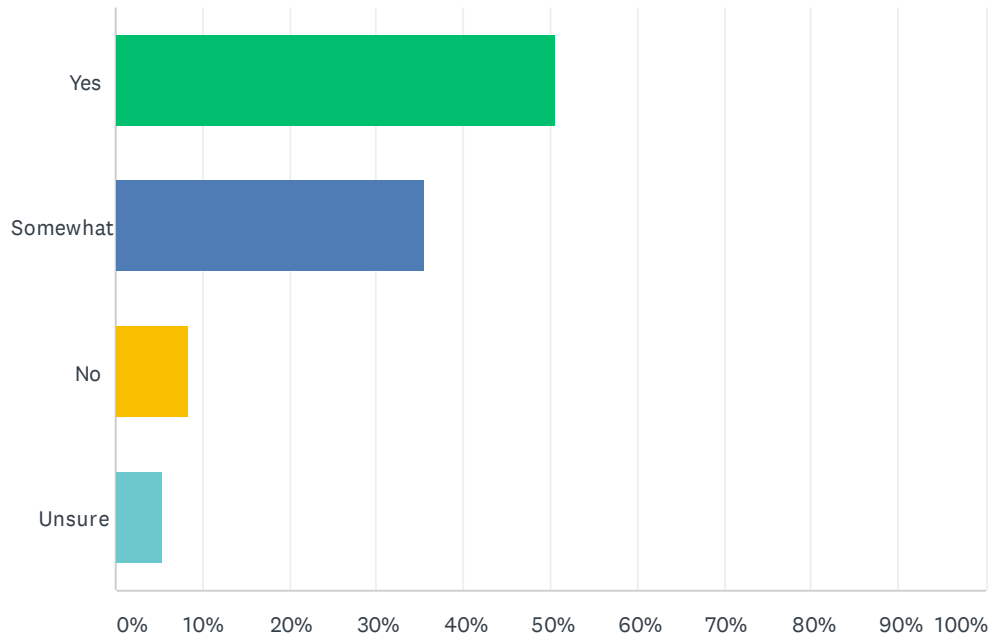
Answered: 308 Skipped: 7



ANSWER CHOICES	RESPONSES	
Just the right balance	73.05%	225
Not enough synchronous time	17.53%	54
Not enough asynchronous time	9.42%	29
TOTAL		308

Q19 I feel my child is progressing in their learning:

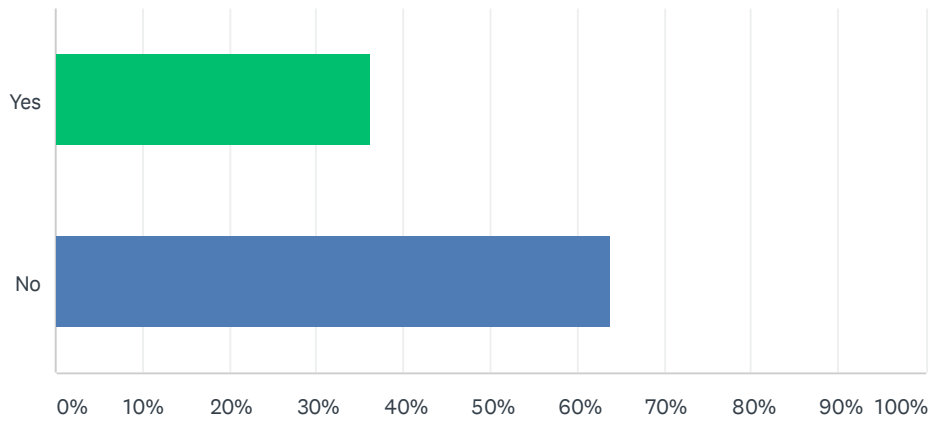
Answered: 314 Skipped: 1



ANSWER CHOICES	RESPONSES	
Yes	50.64%	159
Somewhat	35.67%	112
No	8.28%	26
Unsure	5.41%	17
TOTAL		314

Q20 Have you experienced any technology issues that have prevented your child from accessing their class or learning tools for a period of time?

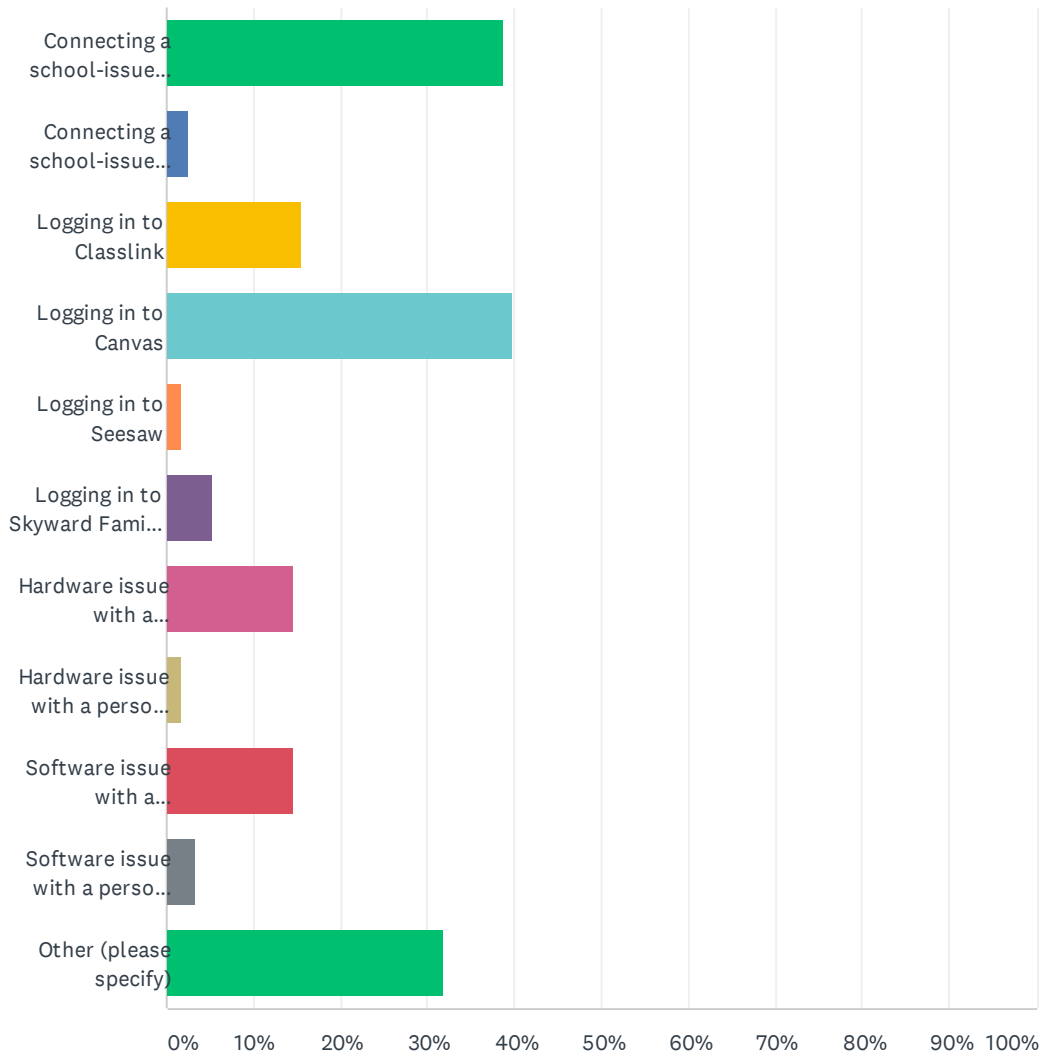
Answered: 315 Skipped: 0



ANSWER CHOICES	RESPONSES	
Yes	36.19%	114
No	63.81%	201
TOTAL		315

Q21 If you answered YES to the previous question, please indicate the type/s of technology issues you or your child has experienced: (select all that apply)

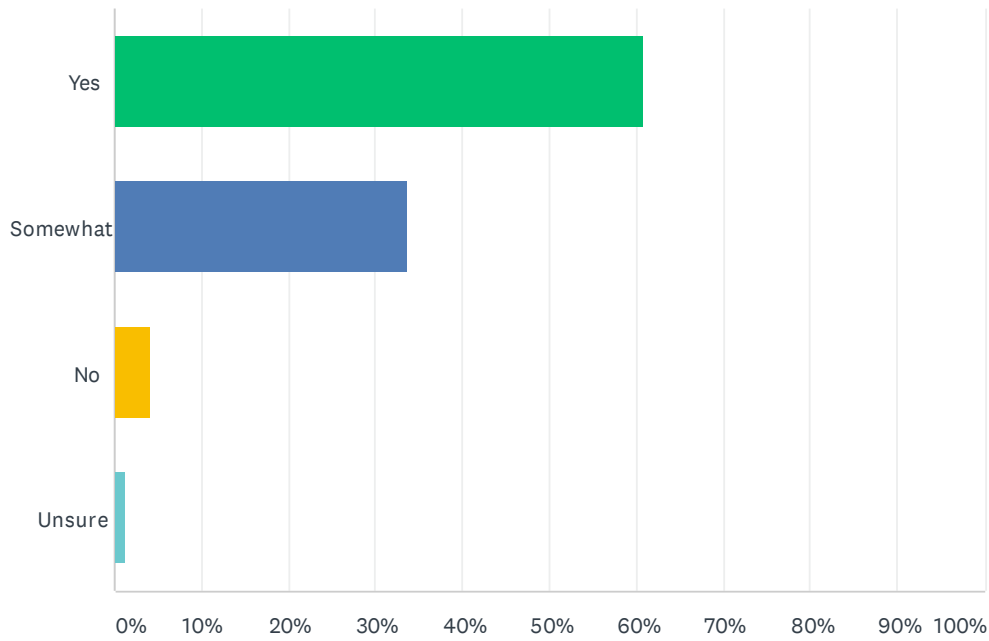
Answered: 116 Skipped: 199



ANSWER CHOICES	RESPONSES	
Connecting a school-issued Chromebook/iPad to home internet	38.79%	45
Connecting a school-issued Chromebook/iPad to a school-issued wifi hotspot	2.59%	3
Logging in to Classlink	15.52%	18
Logging in to Canvas	39.66%	46
Logging in to Seesaw	1.72%	2
Logging in to Skyward Family Access	5.17%	6
Hardware issue with a school-issued Chromebook/iPad	14.66%	17
Hardware issue with a personal computer/device owned by the student or family	1.72%	2
Software issue with a school-issued Chromebook/iPad	14.66%	17
Software issue with a personal computer/device owned by the student or family	3.45%	4
Other (please specify)	31.90%	37
Total Respondents: 116		

Q22 As a parent/guardian, I am provided enough information to support my child with remote learning:

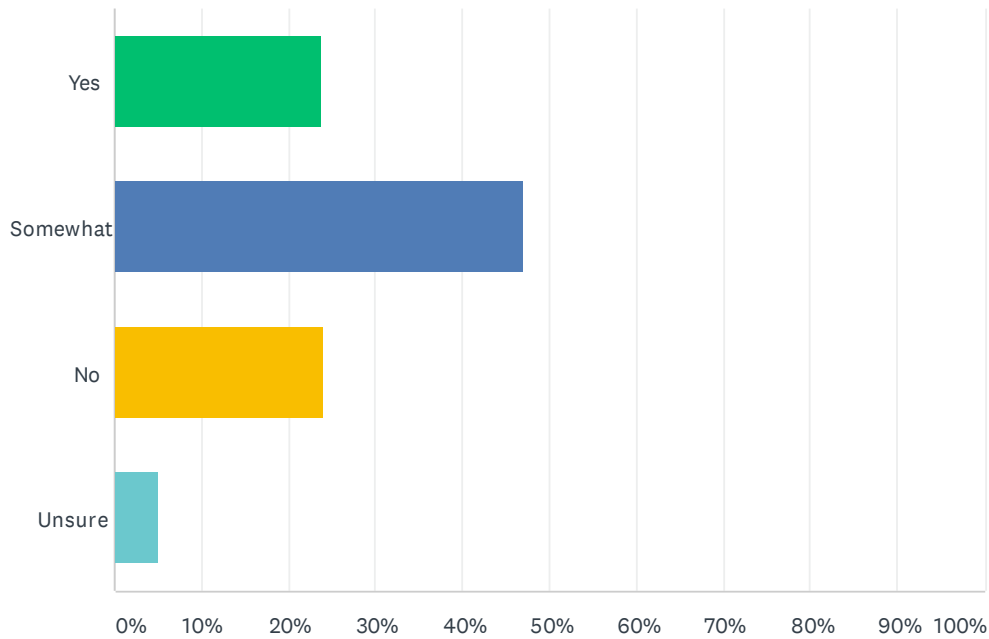
Answered: 315 Skipped: 0



ANSWER CHOICES	RESPONSES	
Yes	60.95%	192
Somewhat	33.65%	106
No	4.13%	13
Unsure	1.27%	4
TOTAL		315

Q23 Do you feel your child’s social and emotional needs are being supported by their school during this period of remote learning?

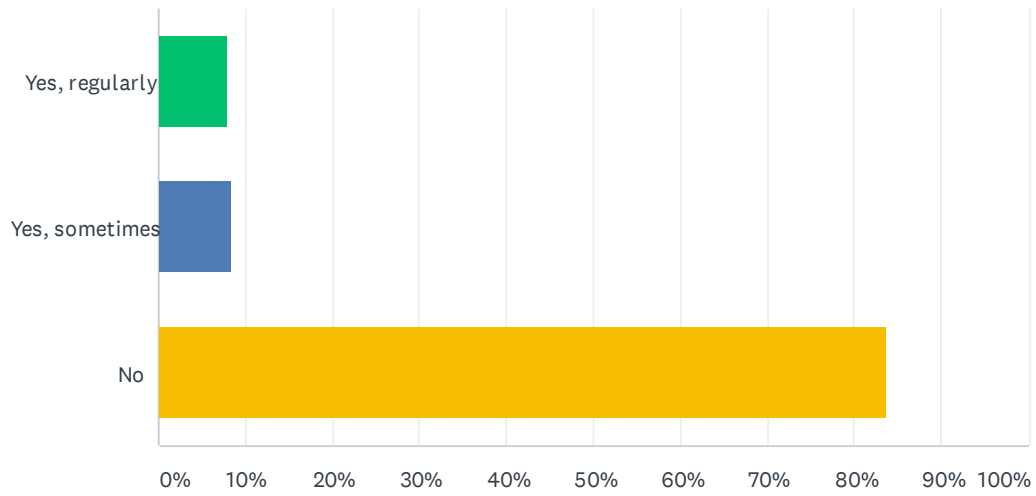
Answered: 315 Skipped: 0



ANSWER CHOICES	RESPONSES	
Yes	23.81%	75
Somewhat	46.98%	148
No	24.13%	76
Unsure	5.08%	16
TOTAL		315

Q24 Has your family accessed school meals during remote learning this fall?

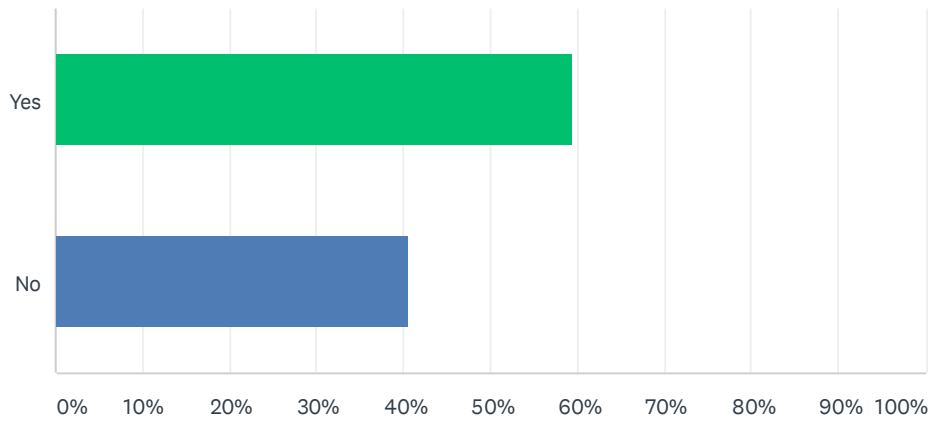
Answered: 314 Skipped: 1



ANSWER CHOICES	RESPONSES	
Yes, regularly	7.96%	25
Yes, sometimes	8.28%	26
No	83.76%	263
TOTAL		314

Q25 Did you attend or watch a recording of one of our Family Academy webinars at the beginning of the school year?

Answered: 315 Skipped: 0



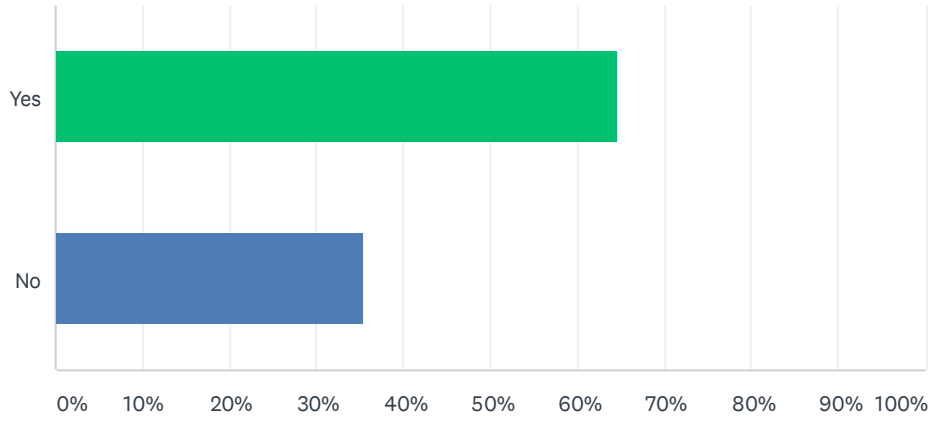
ANSWER CHOICES	RESPONSES	
Yes	59.37%	187
No	40.63%	128
TOTAL		315

Q26 If there is a topic you would like to see covered at a future Family Academy, please include it here.

Answered: 27 Skipped: 288

Q27 Have you accessed the Remote Learning Resources webpage on your school or district website?

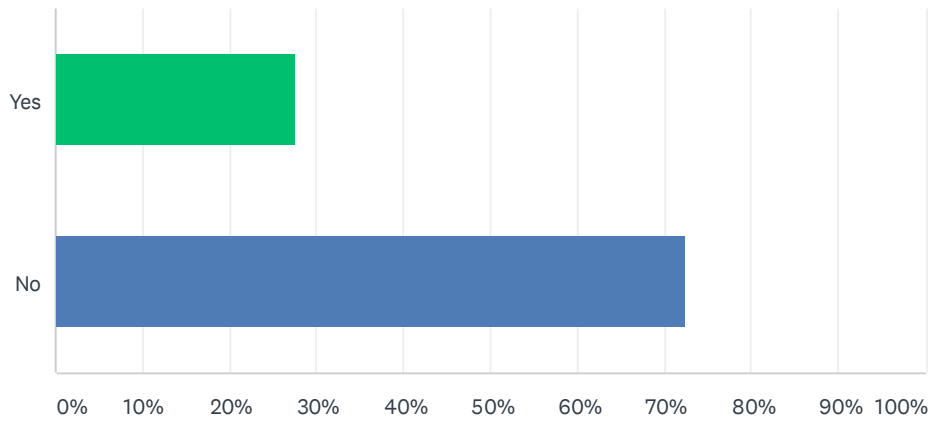
Answered: 314 Skipped: 1



ANSWER CHOICES	RESPONSES	
Yes	64.65%	203
No	35.35%	111
TOTAL		314

Q28 Have you contacted your school regarding any needs your family may have?

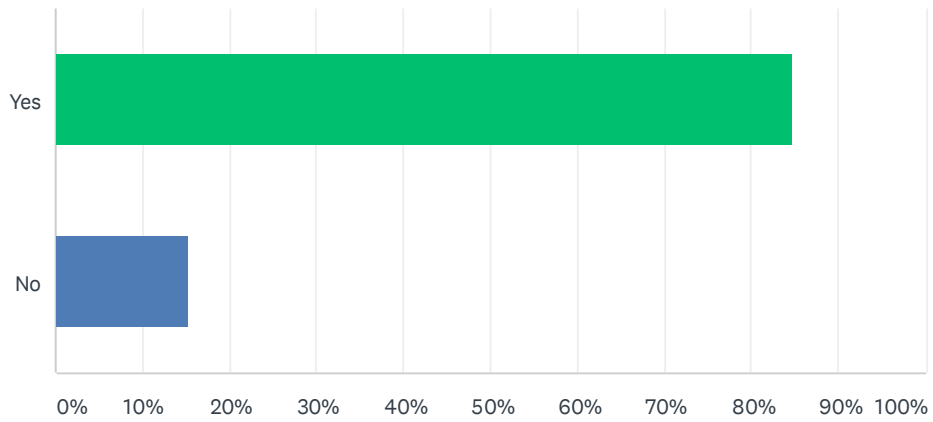
Answered: 315 Skipped: 0



ANSWER CHOICES	RESPONSES	
Yes	27.62%	87
No	72.38%	228
TOTAL		315

Q29 Do you know who to contact at your school if you need resources or support?

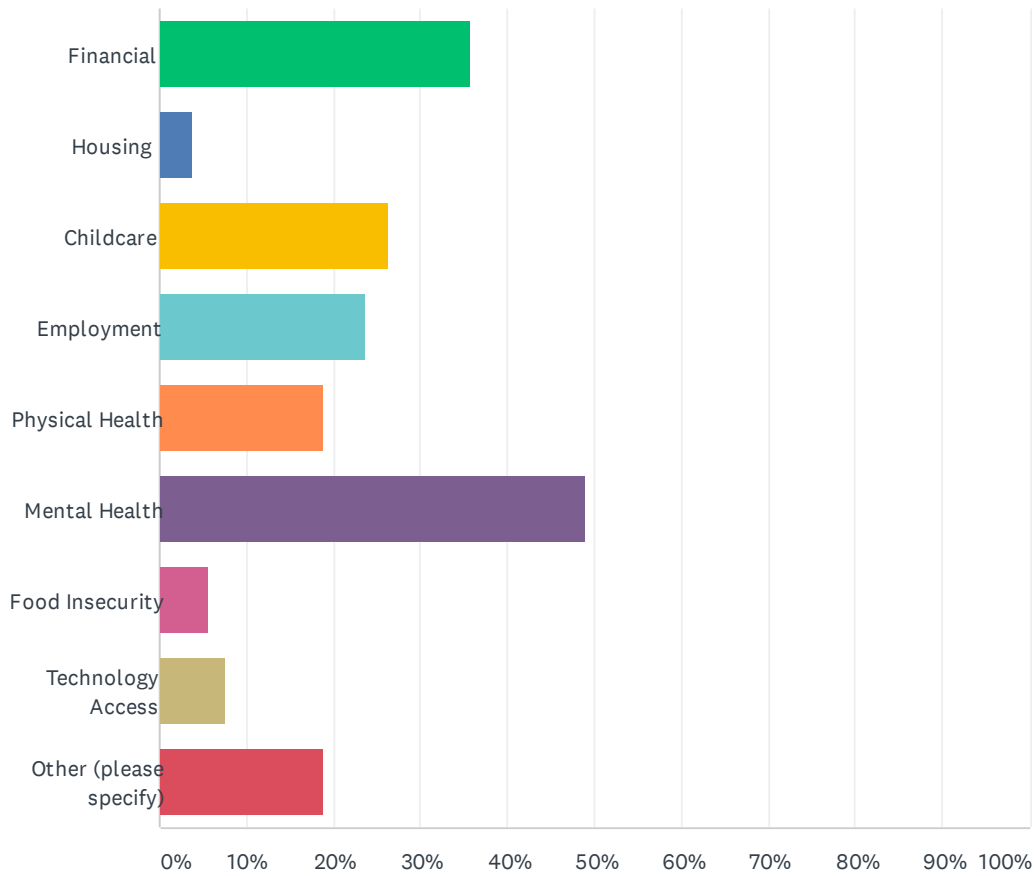
Answered: 314 Skipped: 1



ANSWER CHOICES	RESPONSES	
Yes	84.71%	266
No	15.29%	48
TOTAL		314

Q30 If your family is currently experiencing hardship due to the COVID-19 pandemic, what are those challenges? (select all that apply)

Answered: 106 Skipped: 209



ANSWER CHOICES	RESPONSES	
Financial	35.85%	38
Housing	3.77%	4
Childcare	26.42%	28
Employment	23.58%	25
Physical Health	18.87%	20
Mental Health	49.06%	52
Food Insecurity	5.66%	6
Technology Access	7.55%	8
Other (please specify)	18.87%	20
Total Respondents: 106		