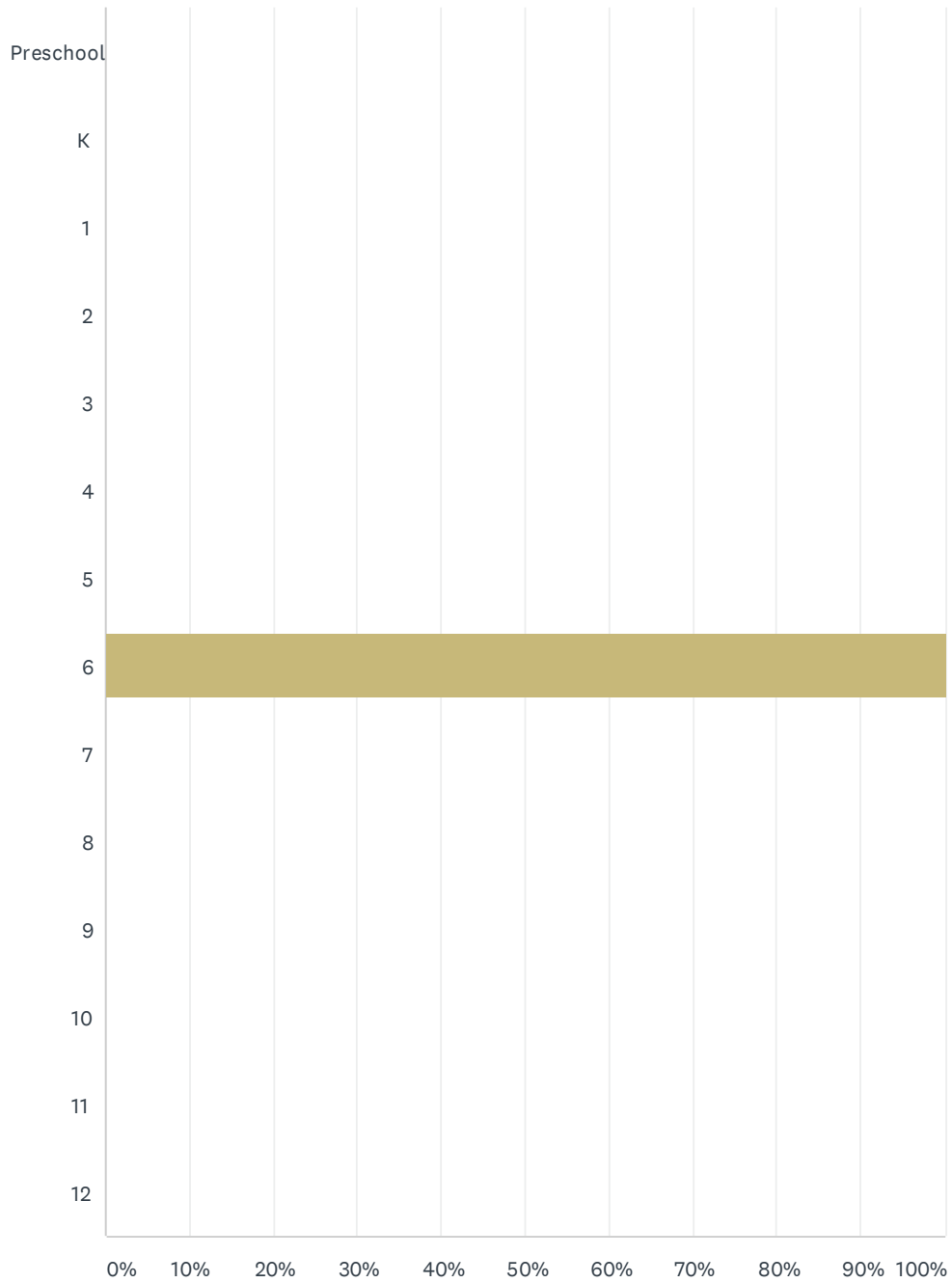


Q1 Please select your child's grade level:

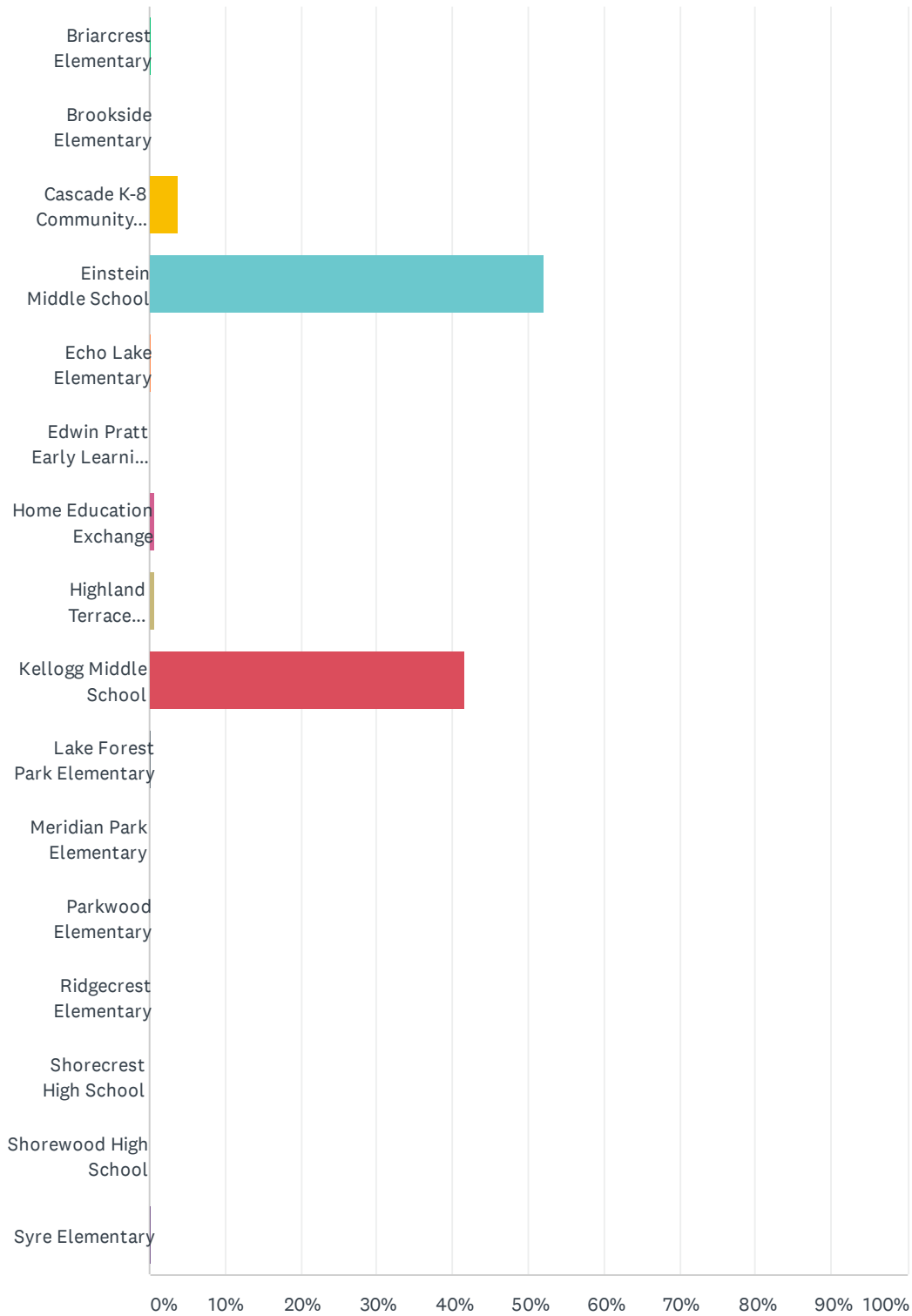
Answered: 327 Skipped: 0



ANSWER CHOICES	RESPONSES	
Preschool	0.00%	0
K	0.00%	0
1	0.00%	0
2	0.00%	0
3	0.00%	0
4	0.00%	0
5	0.00%	0
6	100.00%	327
7	0.00%	0
8	0.00%	0
9	0.00%	0
10	0.00%	0
11	0.00%	0
12	0.00%	0
TOTAL		327

Q2 Which school does your child attend?

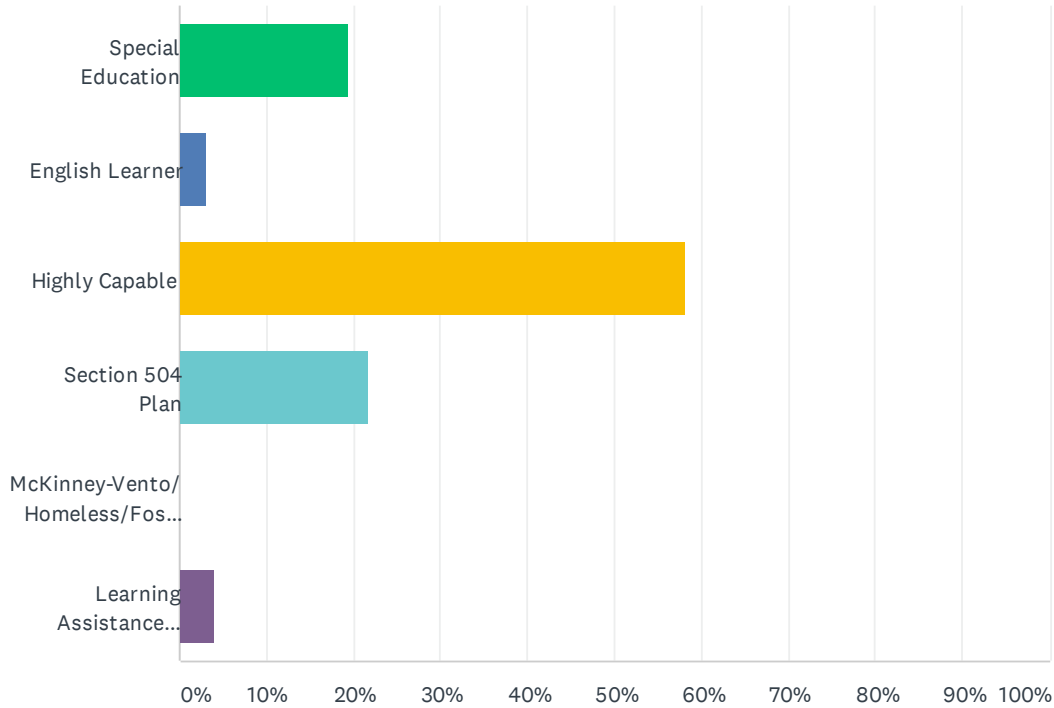
Answered: 326 Skipped: 1



ANSWER CHOICES	RESPONSES	
Briarcrest Elementary	0.31%	1
Brookside Elementary	0.00%	0
Cascade K-8 Community School	3.68%	12
Einstein Middle School	52.15%	170
Echo Lake Elementary	0.31%	1
Edwin Pratt Early Learning Center	0.00%	0
Home Education Exchange	0.61%	2
Highland Terrace Elementary	0.61%	2
Kellogg Middle School	41.72%	136
Lake Forest Park Elementary	0.31%	1
Meridian Park Elementary	0.00%	0
Parkwood Elementary	0.00%	0
Ridgecrest Elementary	0.00%	0
Shorecrest High School	0.00%	0
Shorewood High School	0.00%	0
Syre Elementary	0.31%	1
TOTAL		326

Q3 If your child is in a special program, please select all that apply.

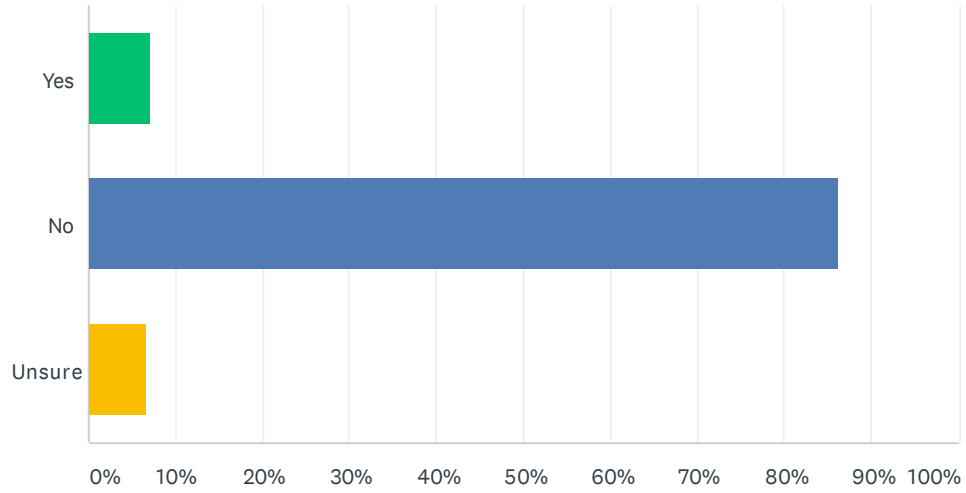
Answered: 129 Skipped: 198



ANSWER CHOICES	RESPONSES	
Special Education	19.38%	25
English Learner	3.10%	4
Highly Capable	58.14%	75
Section 504 Plan	21.71%	28
McKinney-Vento/Homeless/Foster Care	0.00%	0
Learning Assistance Program/Title I	3.88%	5
Total Respondents: 129		

Q4 Does your child qualify for free or reduced-price school meals?

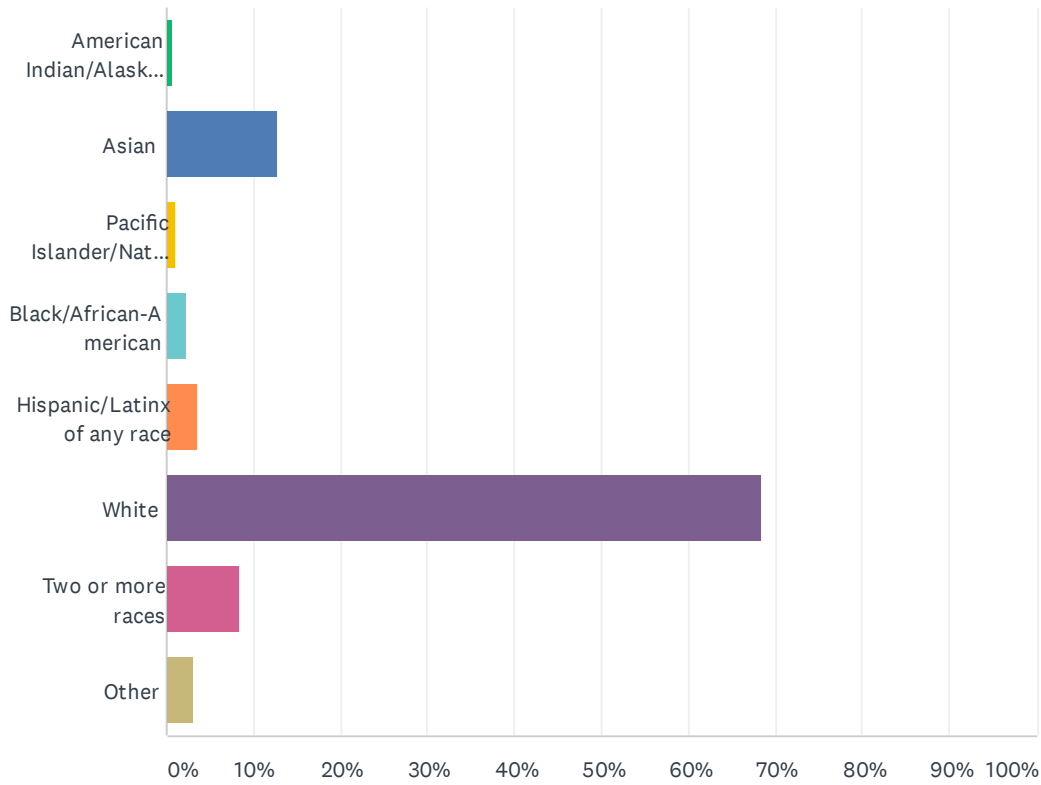
Answered: 326 Skipped: 1



ANSWER CHOICES	RESPONSES	
Yes	7.06%	23
No	86.20%	281
Unsure	6.75%	22
TOTAL		326

Q5 What is your race/ethnic origin?

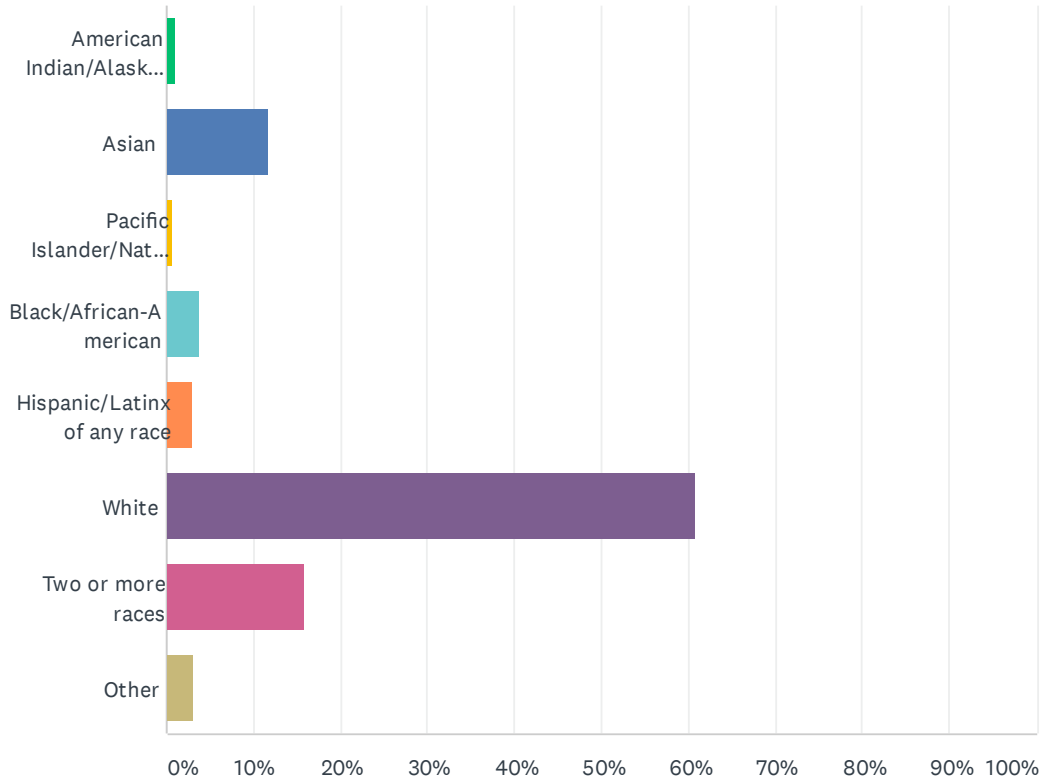
Answered: 314 Skipped: 13



ANSWER CHOICES	RESPONSES
American Indian/Alaskan Native	0.64% 2
Asian	12.74% 40
Pacific Islander/Native Hawaiian	0.96% 3
Black/African-American	2.23% 7
Hispanic/Latinx of any race	3.50% 11
White	68.47% 215
Two or more races	8.28% 26
Other	3.18% 10
TOTAL	314

Q6 What is your child's race/ethnic origin?

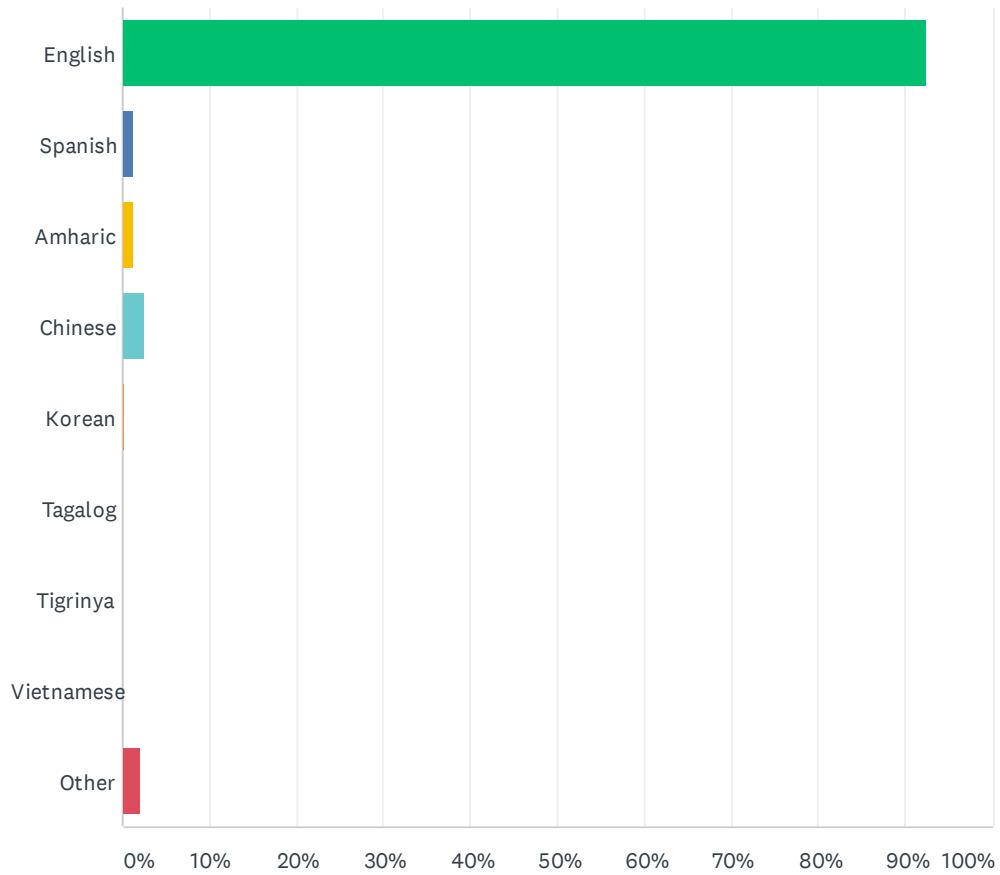
Answered: 314 Skipped: 13



ANSWER CHOICES	RESPONSES
American Indian/Alaskan Native	0.96% 3
Asian	11.78% 37
Pacific Islander/Native Hawaiian	0.64% 2
Black/African-American	3.82% 12
Hispanic/Latinx of any race	2.87% 9
White	60.83% 191
Two or more races	15.92% 50
Other	3.18% 10
TOTAL	314

Q7 What is your primary home language?

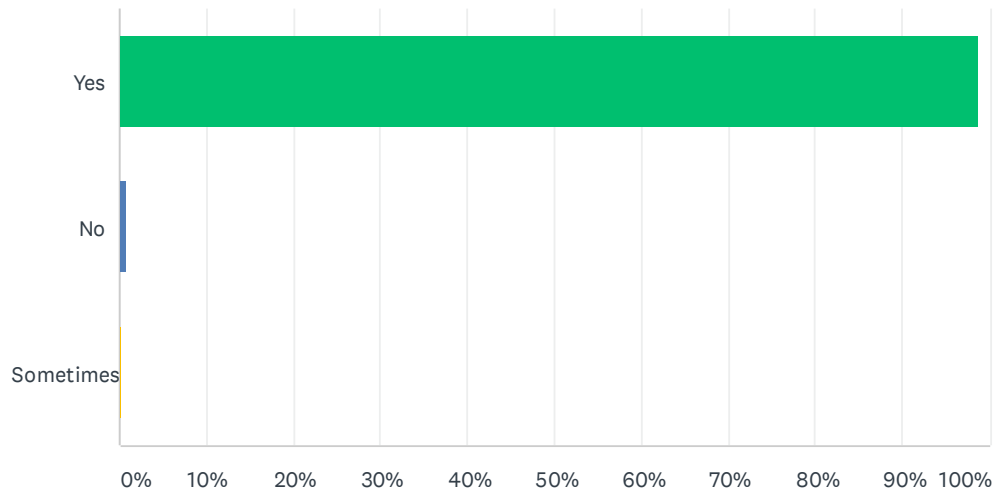
Answered: 323 Skipped: 4



ANSWER CHOICES	RESPONSES	
English	92.57%	299
Spanish	1.24%	4
Amharic	1.24%	4
Chinese	2.48%	8
Korean	0.31%	1
Tagalog	0.00%	0
Tigrinya	0.00%	0
Vietnamese	0.00%	0
Other	2.17%	7
TOTAL		323

Q8 Do you receive information from your child’s school and the school district in a language you understand?

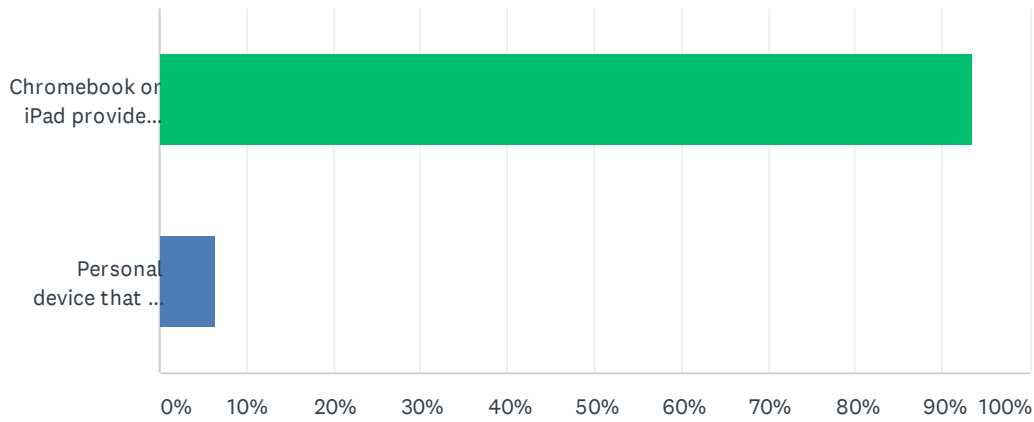
Answered: 326 Skipped: 1



ANSWER CHOICES		RESPONSES	
Yes		98.77%	322
No		0.92%	3
Sometimes		0.31%	1
TOTAL			326

Q9 Is your child using a school-issued or personal Chromebook or iPad for remote learning?

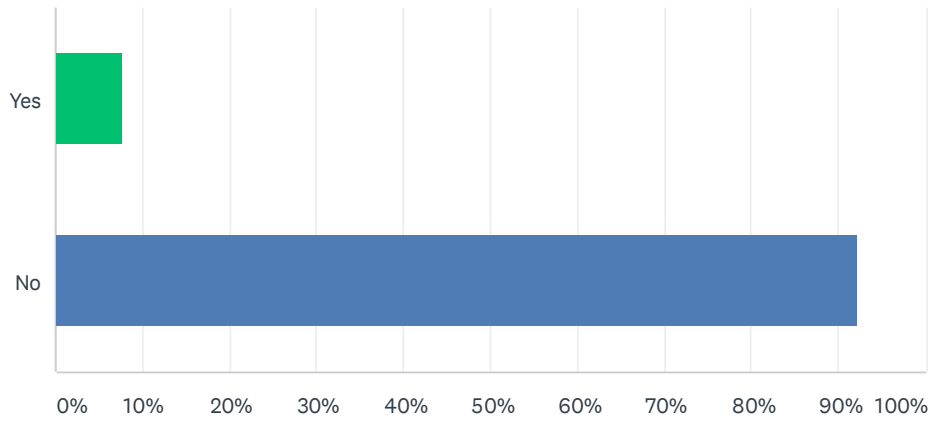
Answered: 327 Skipped: 0



ANSWER CHOICES	RESPONSES	
Chromebook or iPad provided by their school/district	93.58%	306
Personal device that we own	6.42%	21
TOTAL		327

Q10 Did you check out a WiFi hotspot from your school or district?

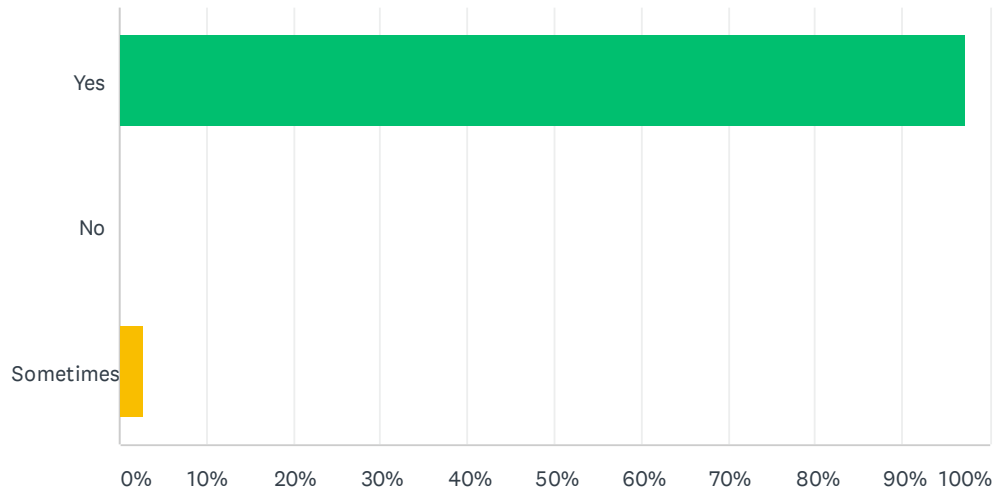
Answered: 324 Skipped: 3



ANSWER CHOICES	RESPONSES
Yes	7.72% 25
No	92.28% 299
TOTAL	324

Q11 Is your child currently able to access the internet for remote learning?

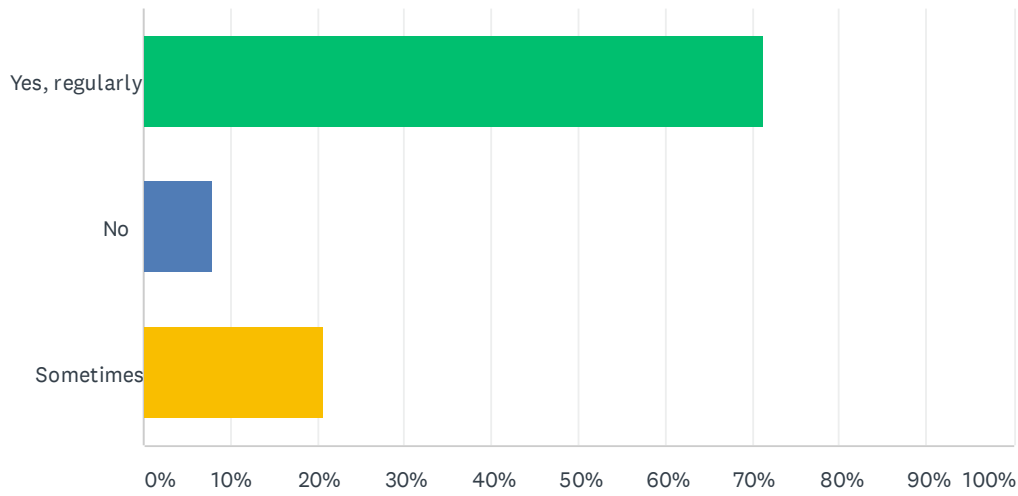
Answered: 327 Skipped: 0



ANSWER CHOICES	RESPONSES	
Yes	97.25%	318
No	0.00%	0
Sometimes	2.75%	9
TOTAL		327

Q12 Do you use the parent/guardian Canvas or Seesaw app or website to monitor/support your child's schoolwork?

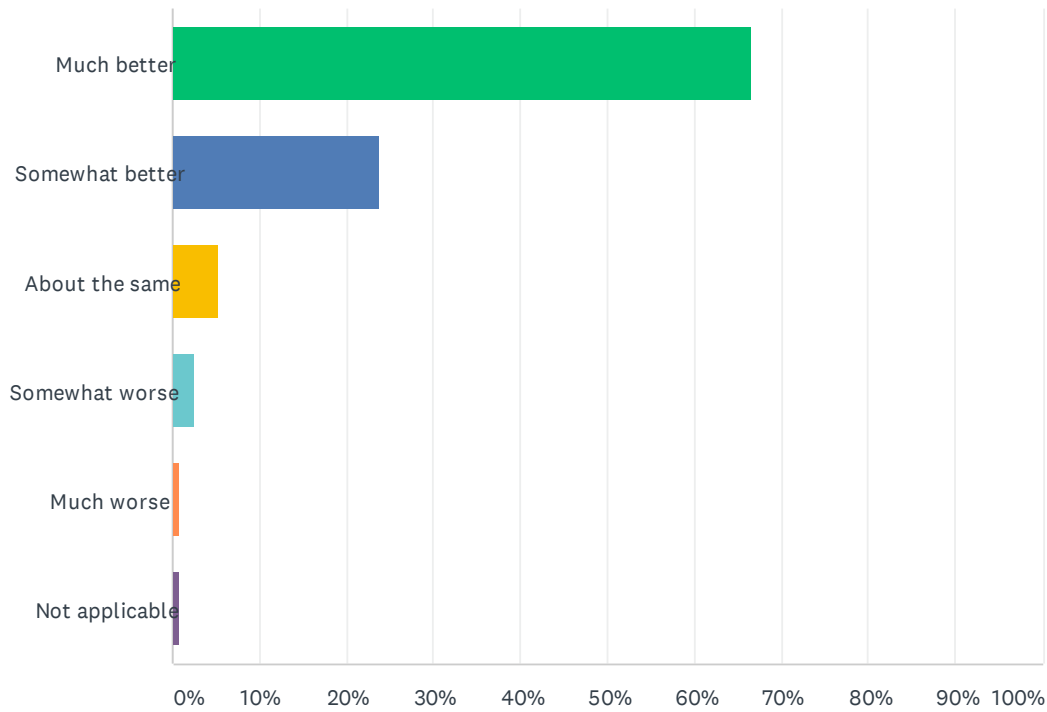
Answered: 327 Skipped: 0



ANSWER CHOICES		RESPONSES	
Yes, regularly		71.25%	233
No		7.95%	26
Sometimes		20.80%	68
TOTAL			327

Q13 Compared to your child’s remote learning experience in the spring, your child’s learning experience this fall has been:

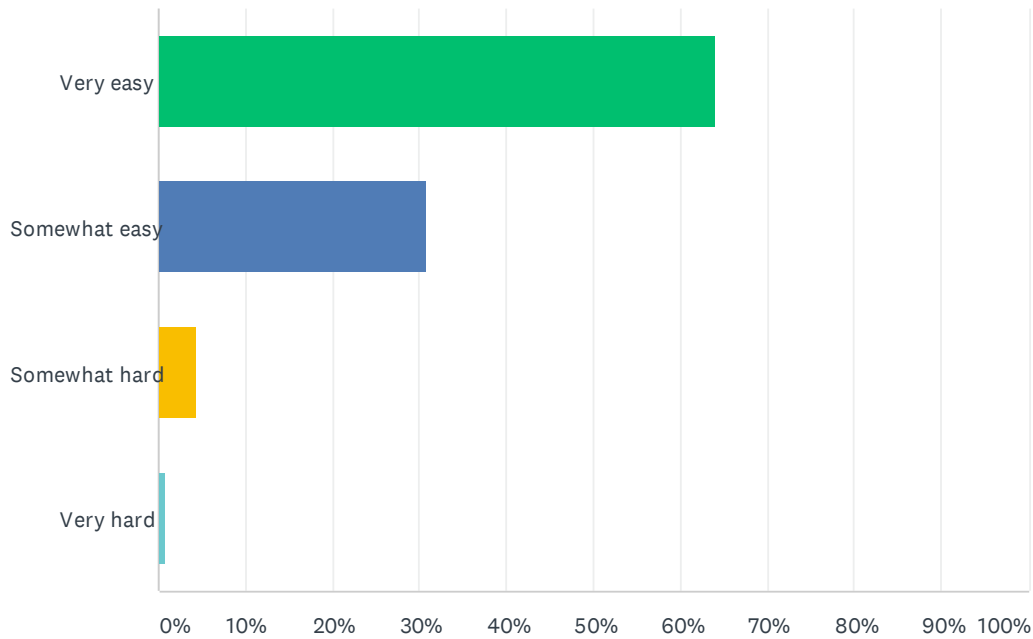
Answered: 326 Skipped: 1



ANSWER CHOICES	RESPONSES	
Much better	66.56%	217
Somewhat better	23.93%	78
About the same	5.21%	17
Somewhat worse	2.45%	8
Much worse	0.92%	3
Not applicable	0.92%	3
TOTAL		326

Q14 How easy or hard has it been for your child to find their class links, such as ClassLink, Canvas, Seesaw or Zoom?

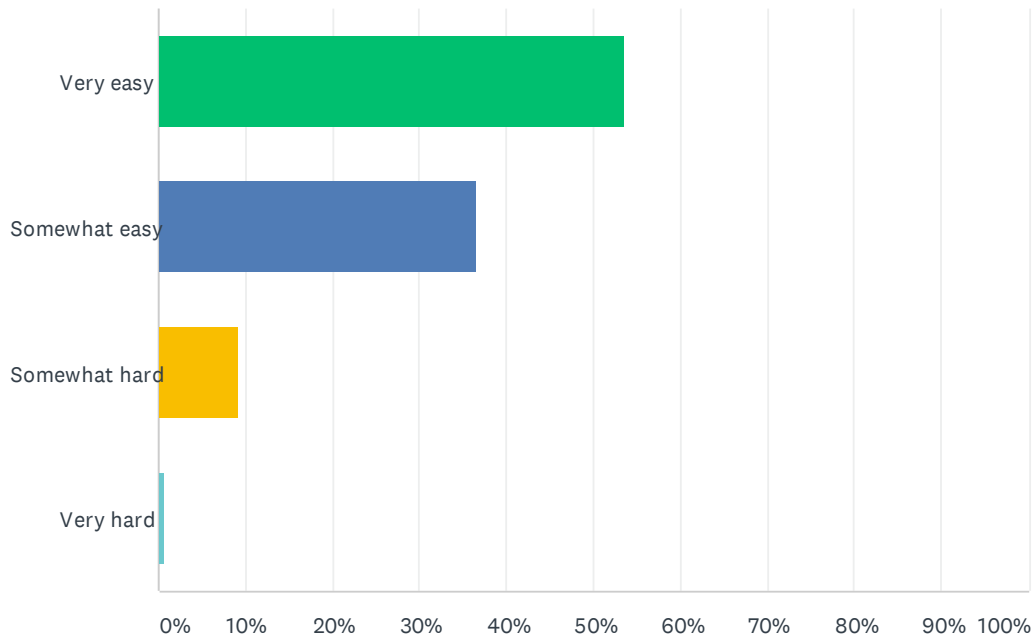
Answered: 325 Skipped: 2



ANSWER CHOICES	RESPONSES	
Very easy	64.00%	208
Somewhat easy	30.77%	100
Somewhat hard	4.31%	14
Very hard	0.92%	3
TOTAL		325

Q15 How easy or hard has it been for your child to find their class assignments?

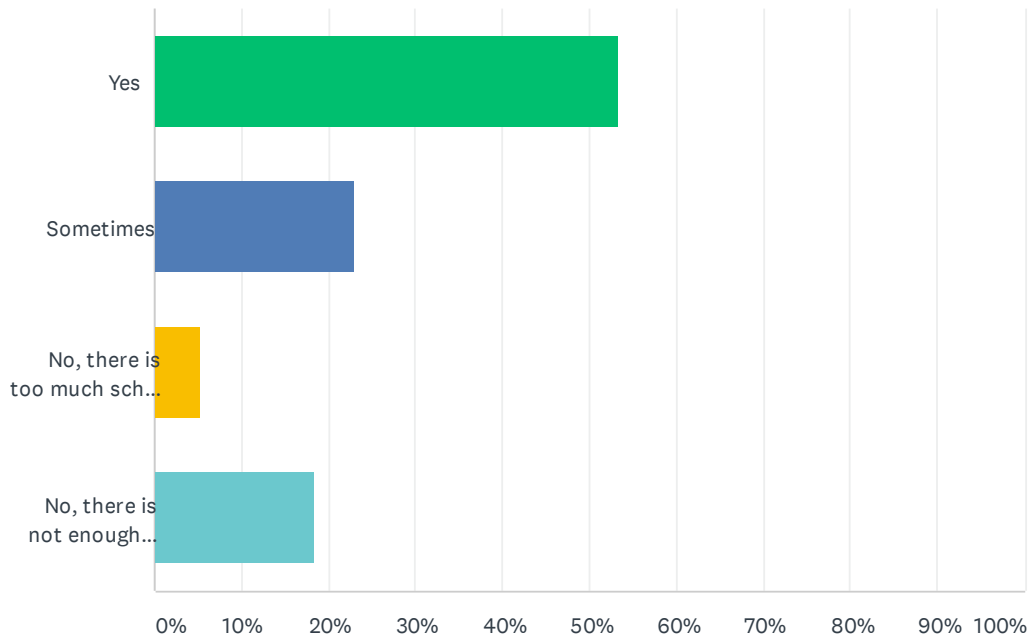
Answered: 325 Skipped: 2



ANSWER CHOICES	RESPONSES	
Very easy	53.54%	174
Somewhat easy	36.62%	119
Somewhat hard	9.23%	30
Very hard	0.62%	2
TOTAL		325

Q16 Do you feel your child has an appropriate level of school work in the current remote learning model?

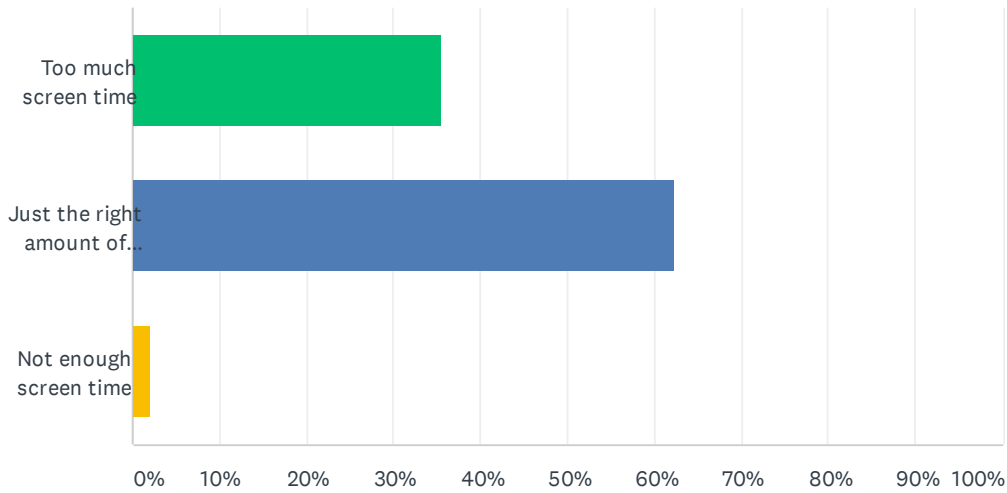
Answered: 326 Skipped: 1



ANSWER CHOICES	RESPONSES	
Yes	53.37%	174
Sometimes	23.01%	75
No, there is too much school work	5.21%	17
No, there is not enough school work	18.40%	60
TOTAL		326

Q17 My child's remote learning schedule requires:

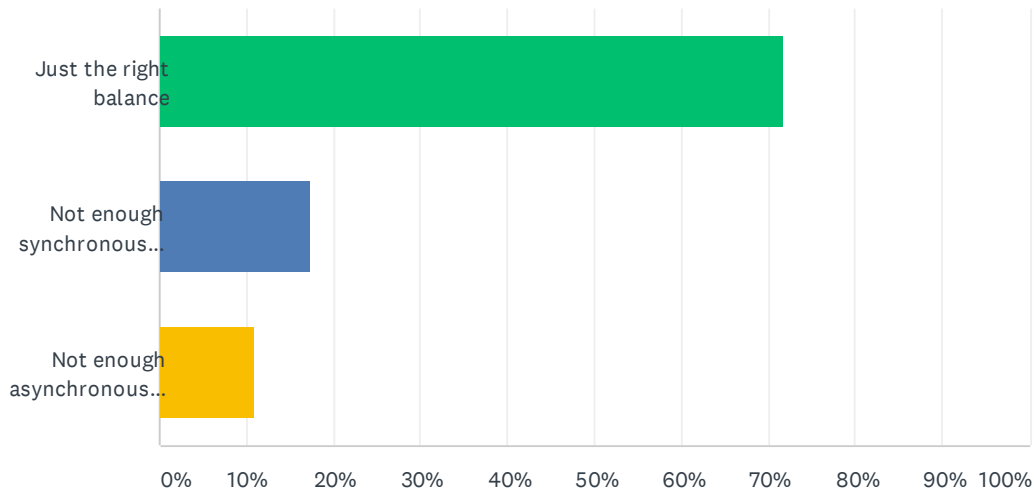
Answered: 321 Skipped: 6



ANSWER CHOICES	RESPONSES	
Too much screen time	35.51%	114
Just the right amount of screen time	62.31%	200
Not enough screen time	2.18%	7
TOTAL		321

Q18 I feel my child’s mix of synchronous (teacher-led) and asynchronous (teacher-directed) time is:

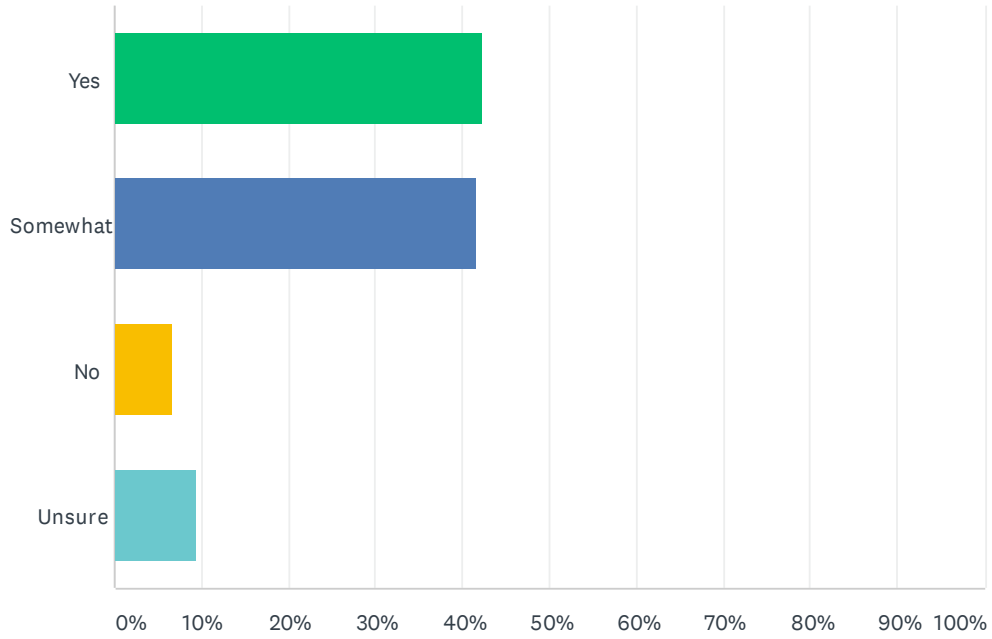
Answered: 323 Skipped: 4



ANSWER CHOICES	RESPONSES	
Just the right balance	71.83%	232
Not enough synchronous time	17.34%	56
Not enough asynchronous time	10.84%	35
TOTAL		323

Q19 I feel my child is progressing in their learning:

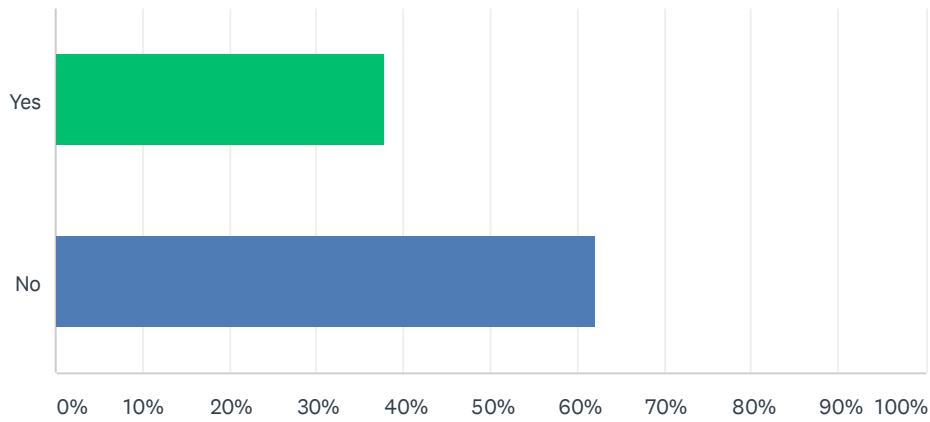
Answered: 327 Skipped: 0



ANSWER CHOICES	RESPONSES	
Yes	42.20%	138
Somewhat	41.59%	136
No	6.73%	22
Unsure	9.48%	31
TOTAL		327

Q20 Have you experienced any technology issues that have prevented your child from accessing their class or learning tools for a period of time?

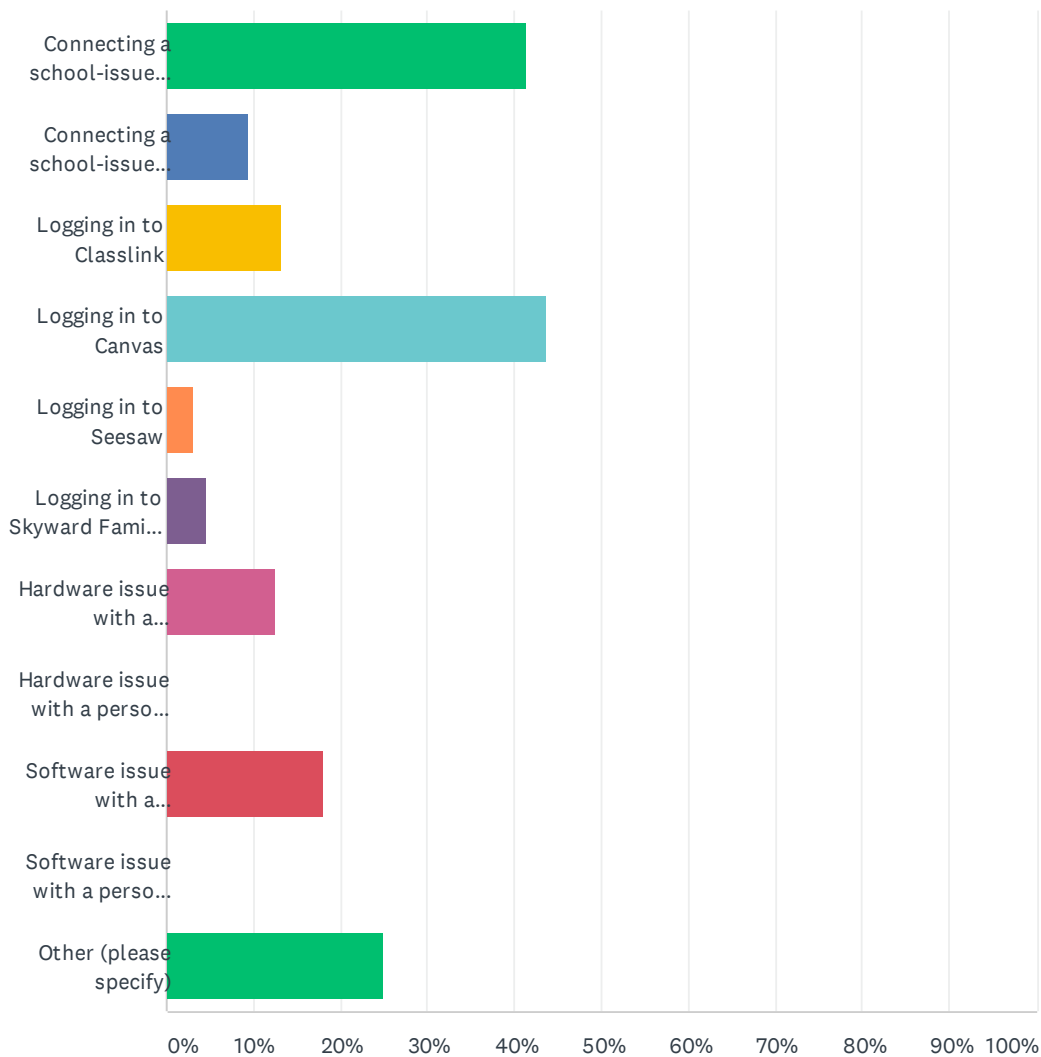
Answered: 327 Skipped: 0



ANSWER CHOICES	RESPONSES	
Yes	37.92%	124
No	62.08%	203
TOTAL		327

Q21 If you answered YES to the previous question, please indicate the type/s of technology issues you or your child has experienced: (select all that apply)

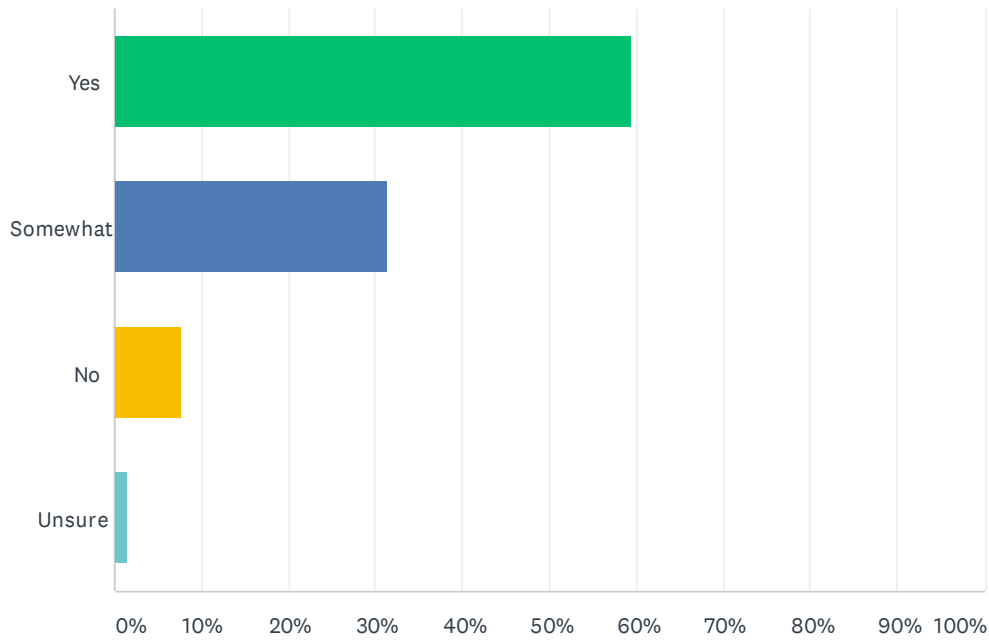
Answered: 128 Skipped: 199



ANSWER CHOICES	RESPONSES	
Connecting a school-issued Chromebook/iPad to home internet	41.41%	53
Connecting a school-issued Chromebook/iPad to a school-issued wifi hotspot	9.38%	12
Logging in to Classlink	13.28%	17
Logging in to Canvas	43.75%	56
Logging in to Seesaw	3.13%	4
Logging in to Skyward Family Access	4.69%	6
Hardware issue with a school-issued Chromebook/iPad	12.50%	16
Hardware issue with a personal computer/device owned by the student or family	0.00%	0
Software issue with a school-issued Chromebook/iPad	17.97%	23
Software issue with a personal computer/device owned by the student or family	0.00%	0
Other (please specify)	25.00%	32
Total Respondents: 128		

Q22 As a parent/guardian, I am provided enough information to support my child with remote learning:

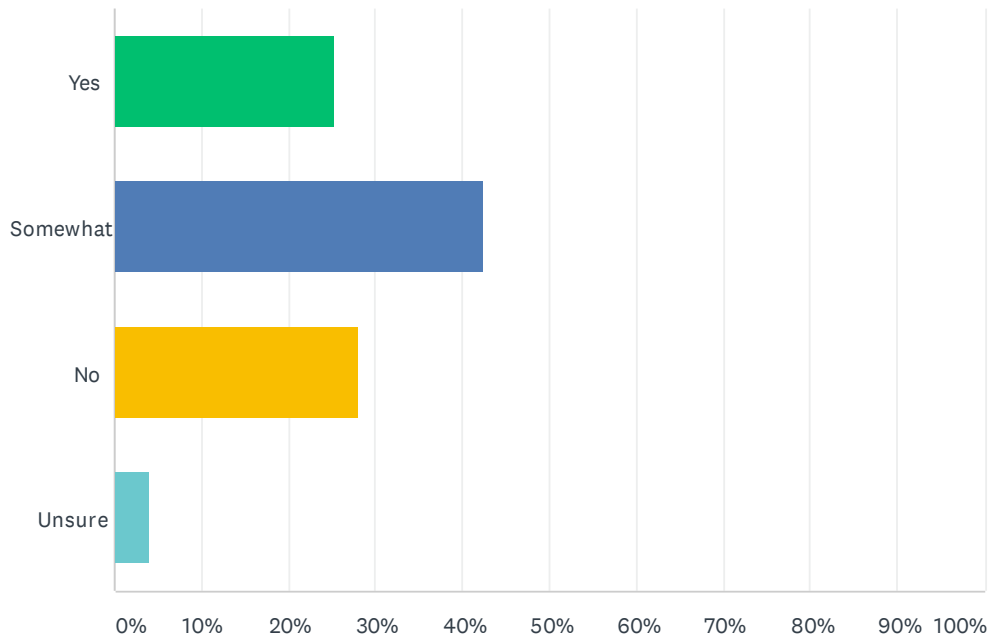
Answered: 326 Skipped: 1



ANSWER CHOICES	RESPONSES	
Yes	59.51%	194
Somewhat	31.29%	102
No	7.67%	25
Unsure	1.53%	5
TOTAL		326

Q23 Do you feel your child’s social and emotional needs are being supported by their school during this period of remote learning?

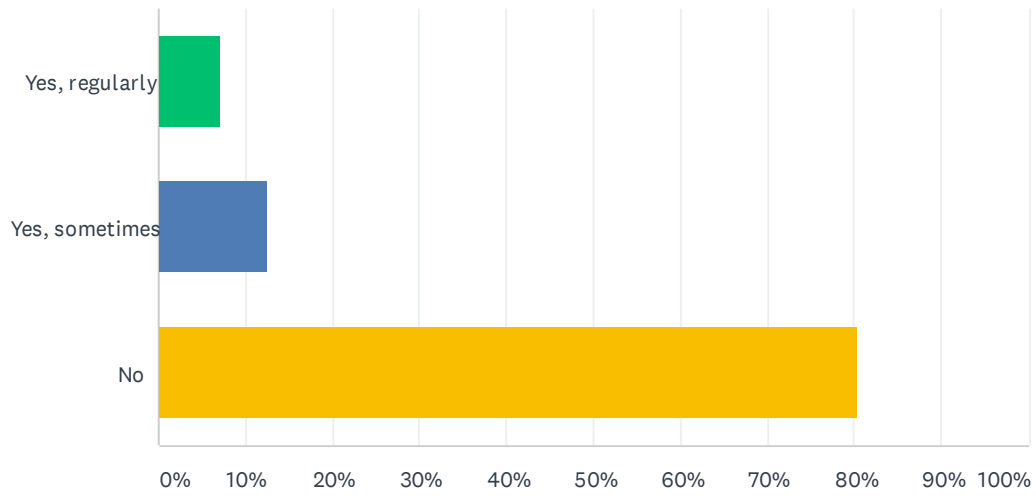
Answered: 327 Skipped: 0



ANSWER CHOICES	RESPONSES	
Yes	25.38%	83
Somewhat	42.51%	139
No	28.13%	92
Unsure	3.98%	13
TOTAL		327

Q24 Has your family accessed school meals during remote learning this fall?

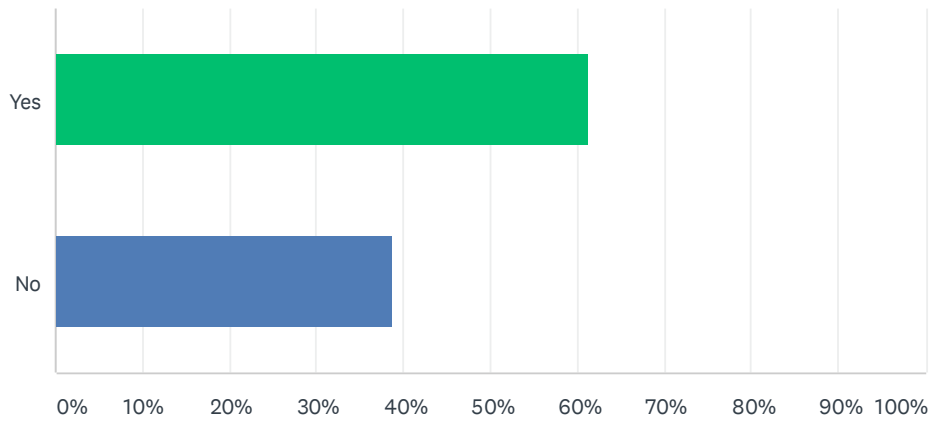
Answered: 326 Skipped: 1



ANSWER CHOICES		RESPONSES	
Yes, regularly		7.06%	23
Yes, sometimes		12.58%	41
No		80.37%	262
TOTAL			326

Q25 Did you attend or watch a recording of one of our Family Academy webinars at the beginning of the school year?

Answered: 326 Skipped: 1



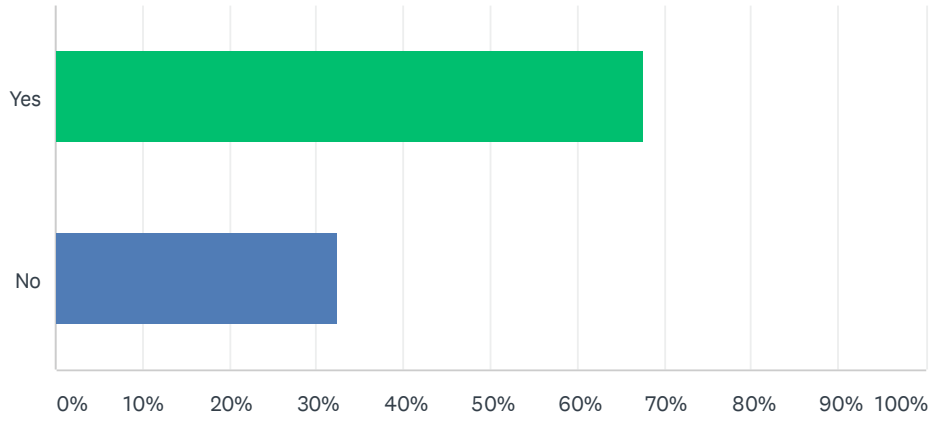
ANSWER CHOICES	RESPONSES	
Yes	61.35%	200
No	38.65%	126
TOTAL		326

Q26 If there is a topic you would like to see covered at a future Family Academy, please include it here.

Answered: 34 Skipped: 293

Q27 Have you accessed the Remote Learning Resources webpage on your school or district website?

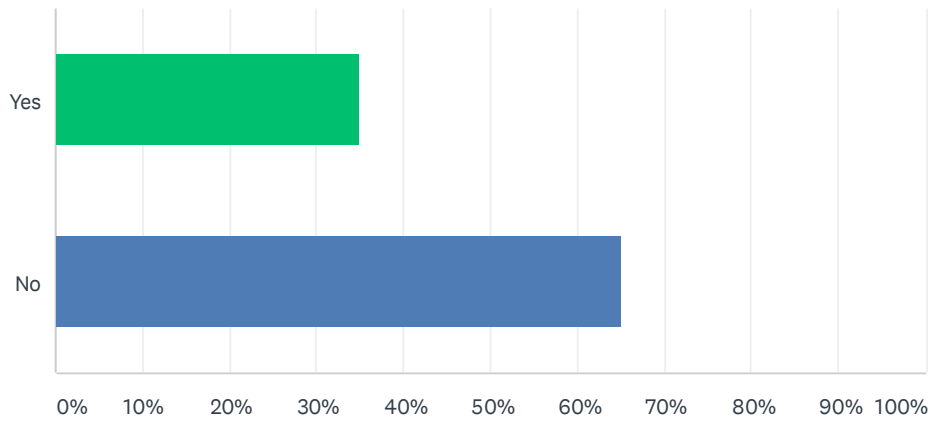
Answered: 326 Skipped: 1



ANSWER CHOICES	RESPONSES	
Yes	67.48%	220
No	32.52%	106
TOTAL		326

Q28 Have you contacted your school regarding any needs your family may have?

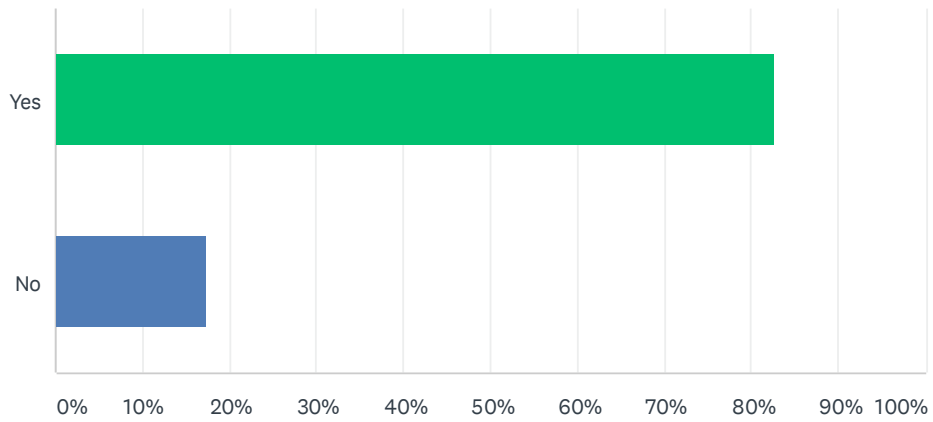
Answered: 324 Skipped: 3



ANSWER CHOICES	RESPONSES	
Yes	34.88%	113
No	65.12%	211
TOTAL		324

Q29 Do you know who to contact at your school if you need resources or support?

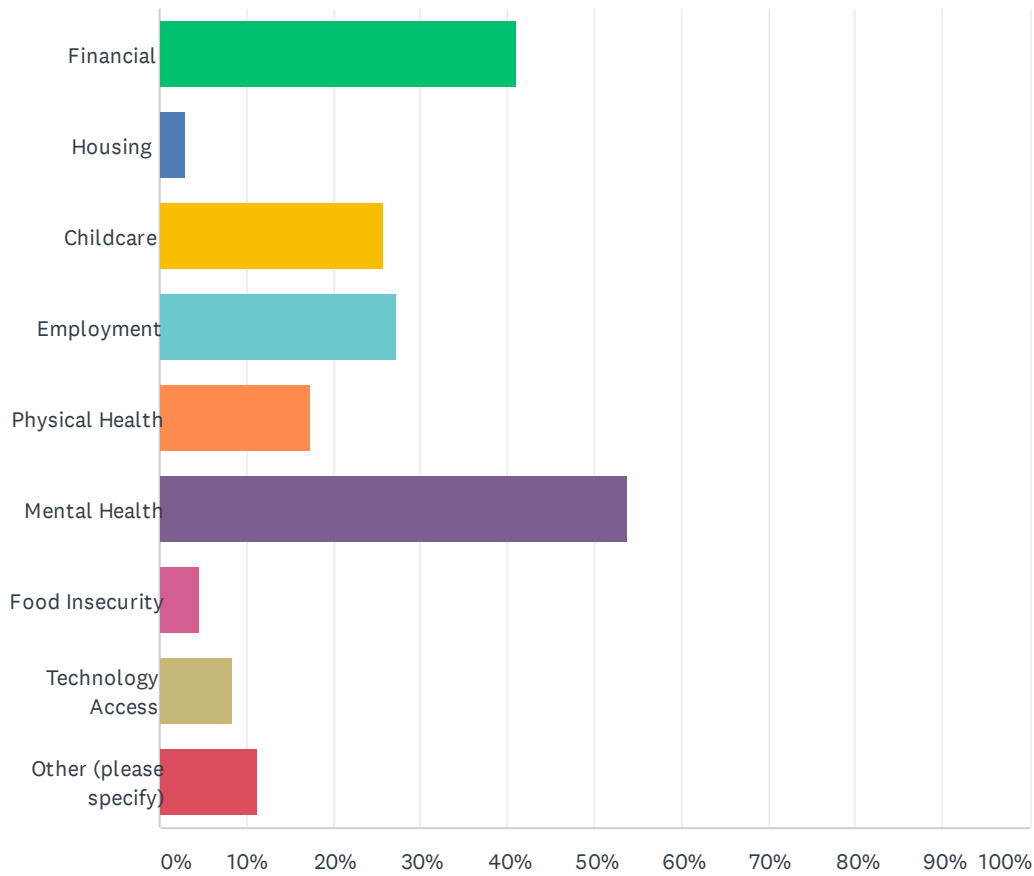
Answered: 327 Skipped: 0



ANSWER CHOICES	RESPONSES	
Yes	82.57%	270
No	17.43%	57
TOTAL		327

Q30 If your family is currently experiencing hardship due to the COVID-19 pandemic, what are those challenges? (select all that apply)

Answered: 132 Skipped: 195



ANSWER CHOICES	RESPONSES	
Financial	40.91%	54
Housing	3.03%	4
Childcare	25.76%	34
Employment	27.27%	36
Physical Health	17.42%	23
Mental Health	53.79%	71
Food Insecurity	4.55%	6
Technology Access	8.33%	11
Other (please specify)	11.36%	15
Total Respondents: 132		