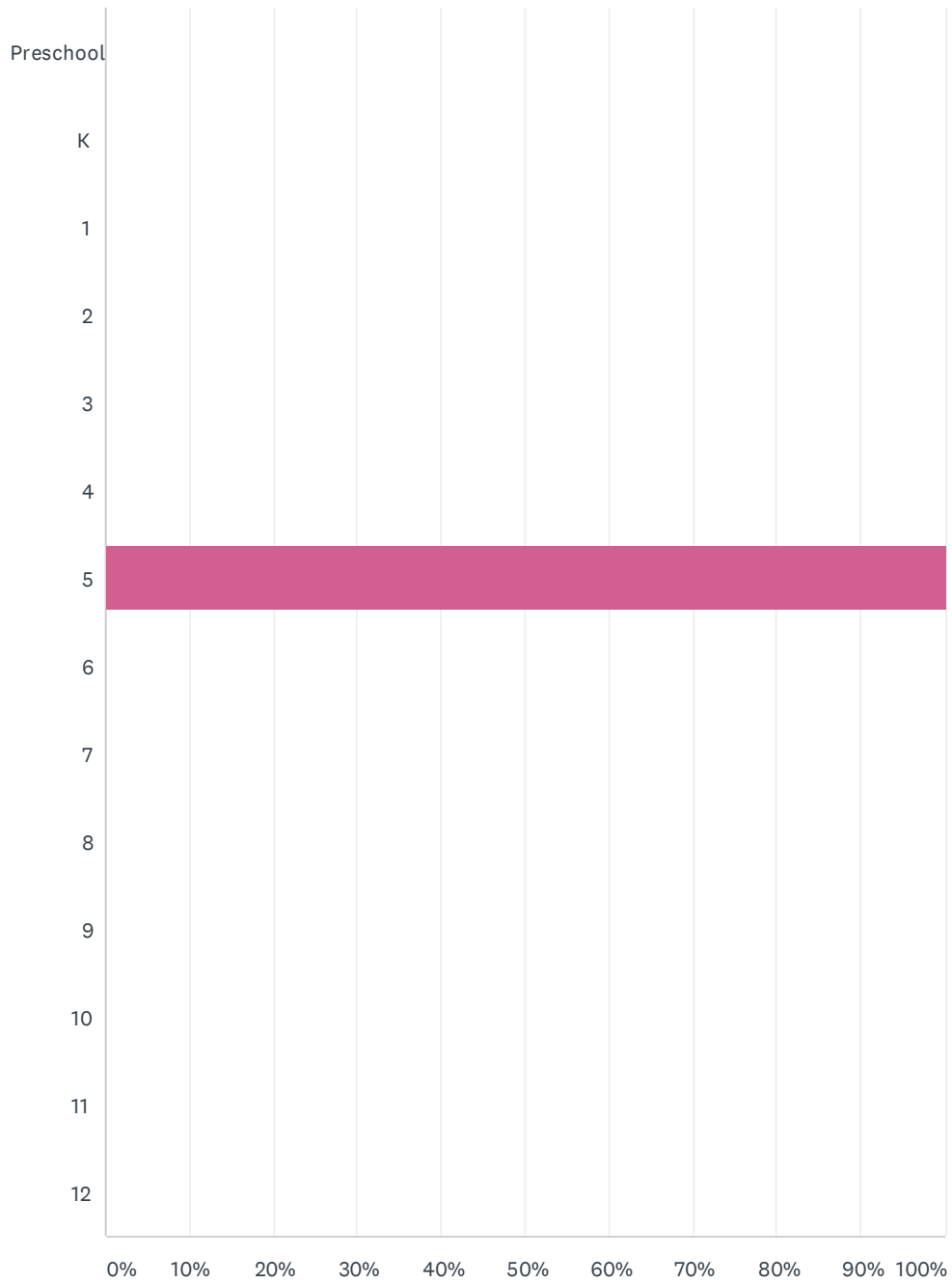


Q1 Please select your child's grade level:

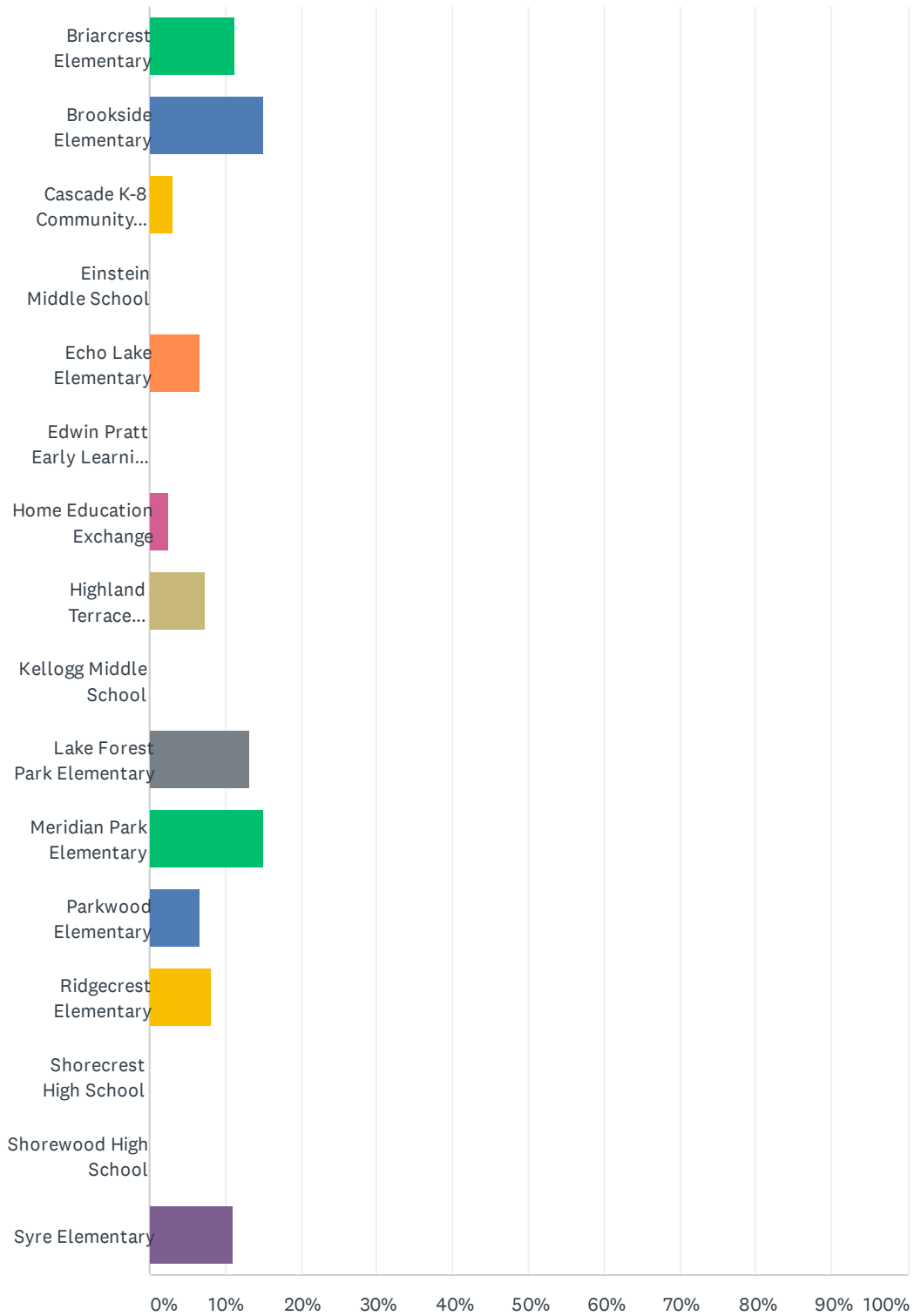
Answered: 327 Skipped: 0



ANSWER CHOICES	RESPONSES	
Preschool	0.00%	0
K	0.00%	0
1	0.00%	0
2	0.00%	0
3	0.00%	0
4	0.00%	0
5	100.00%	327
6	0.00%	0
7	0.00%	0
8	0.00%	0
9	0.00%	0
10	0.00%	0
11	0.00%	0
12	0.00%	0
TOTAL		327

Q2 Which school does your child attend?

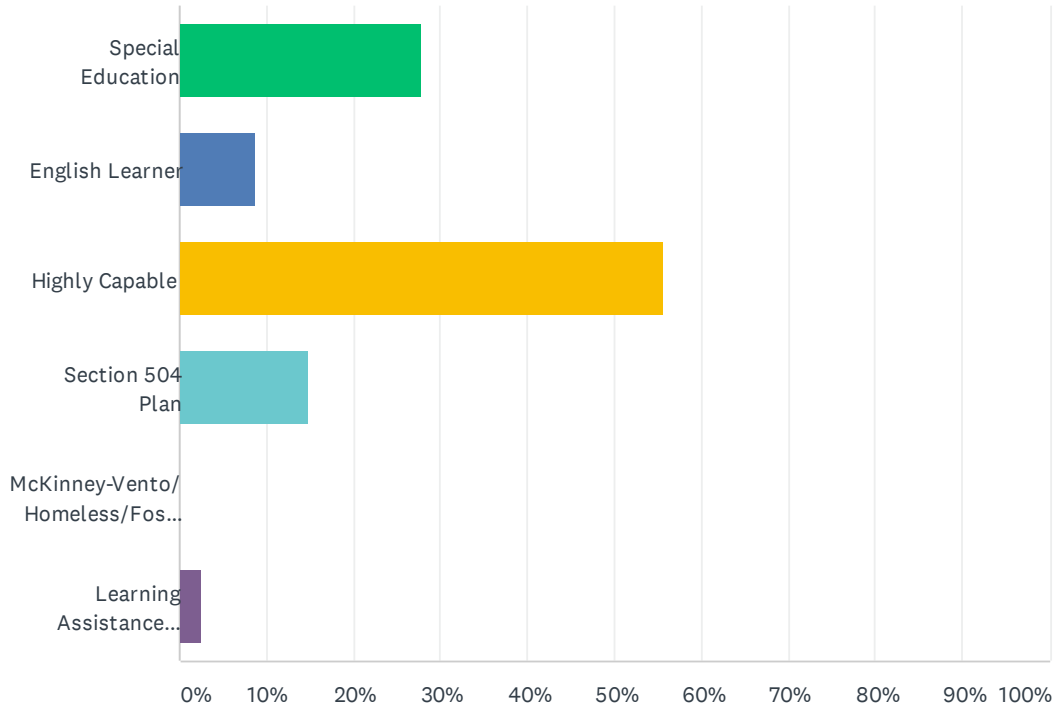
Answered: 327 Skipped: 0



ANSWER CHOICES	RESPONSES	
Briarcrest Elementary	11.31%	37
Brookside Elementary	14.98%	49
Cascade K-8 Community School	3.06%	10
Einstein Middle School	0.00%	0
Echo Lake Elementary	6.73%	22
Edwin Pratt Early Learning Center	0.00%	0
Home Education Exchange	2.45%	8
Highland Terrace Elementary	7.34%	24
Kellogg Middle School	0.00%	0
Lake Forest Park Elementary	13.15%	43
Meridian Park Elementary	14.98%	49
Parkwood Elementary	6.73%	22
Ridgecrest Elementary	8.26%	27
Shorecrest High School	0.00%	0
Shorewood High School	0.00%	0
Syre Elementary	11.01%	36
TOTAL		327

Q3 If your child is in a special program, please select all that apply.

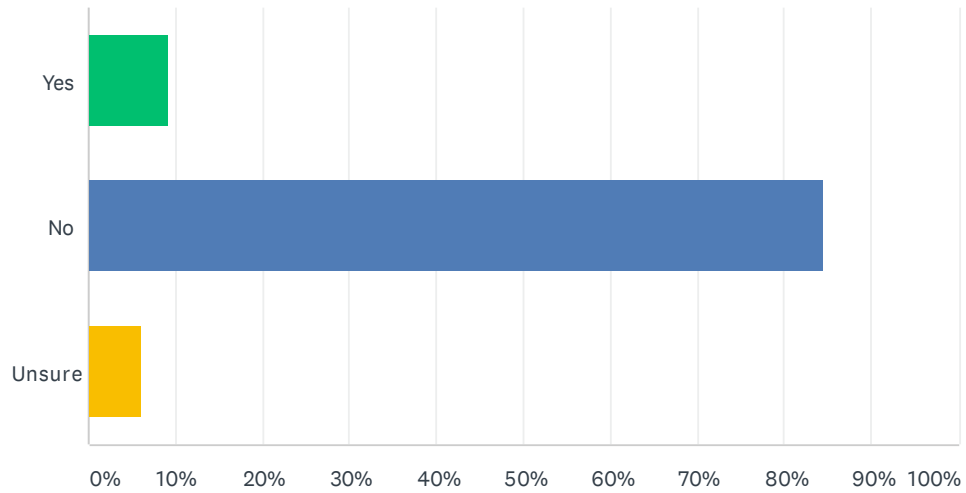
Answered: 115 Skipped: 212



ANSWER CHOICES	RESPONSES	
Special Education	27.83%	32
English Learner	8.70%	10
Highly Capable	55.65%	64
Section 504 Plan	14.78%	17
McKinney-Vento/Homeless/Foster Care	0.00%	0
Learning Assistance Program/Title I	2.61%	3
Total Respondents: 115		

Q4 Does your child qualify for free or reduced-price school meals?

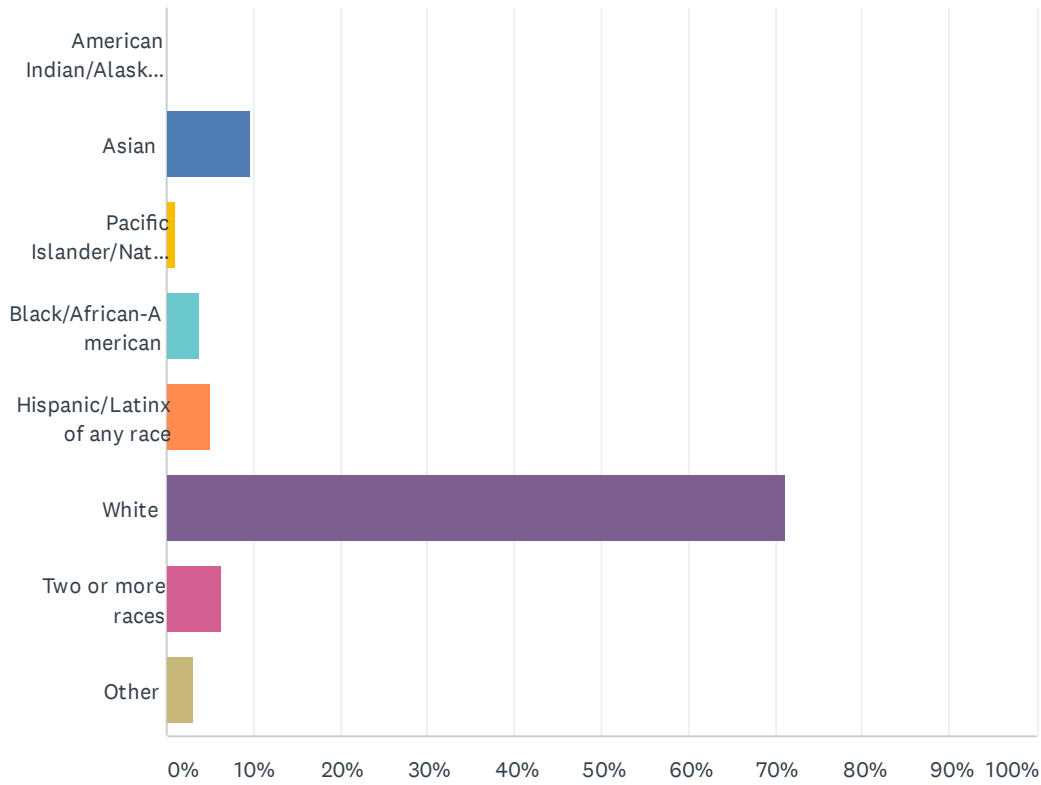
Answered: 325 Skipped: 2



ANSWER CHOICES	RESPONSES	
Yes	9.23%	30
No	84.62%	275
Unsure	6.15%	20
TOTAL		325

Q5 What is your race/ethnic origin?

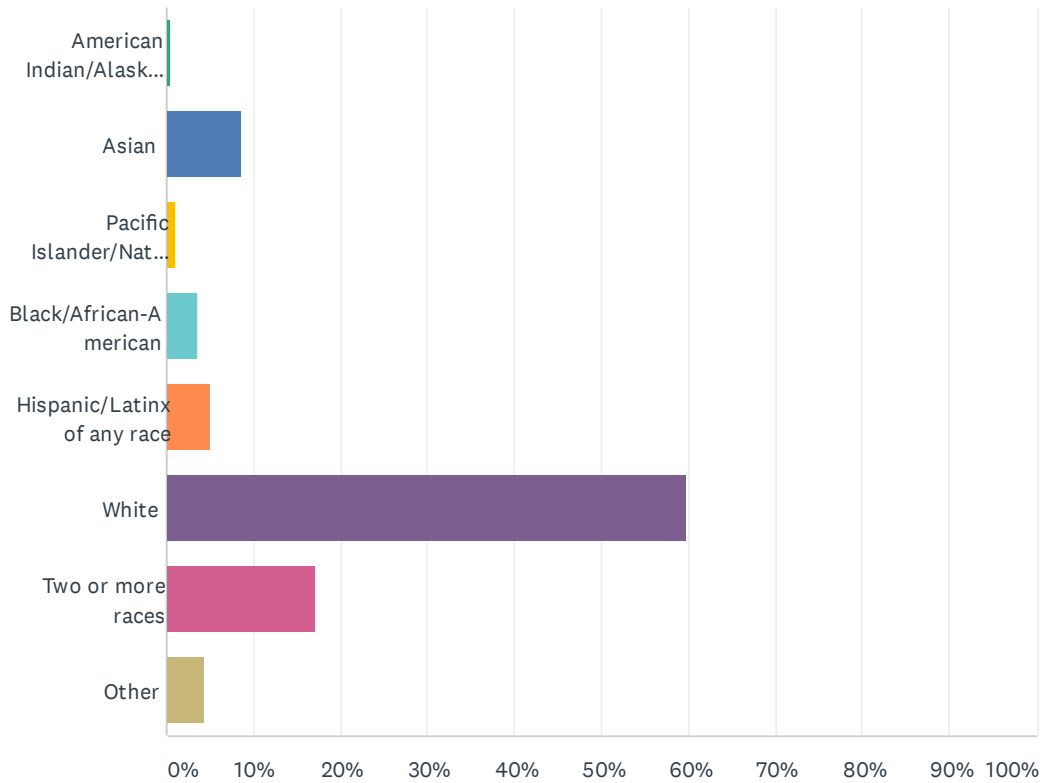
Answered: 315 Skipped: 12



ANSWER CHOICES	RESPONSES
American Indian/Alaskan Native	0.00% 0
Asian	9.52% 30
Pacific Islander/Native Hawaiian	0.95% 3
Black/African-American	3.81% 12
Hispanic/Latinx of any race	5.08% 16
White	71.11% 224
Two or more races	6.35% 20
Other	3.17% 10
TOTAL	315

Q6 What is your child's race/ethnic origin?

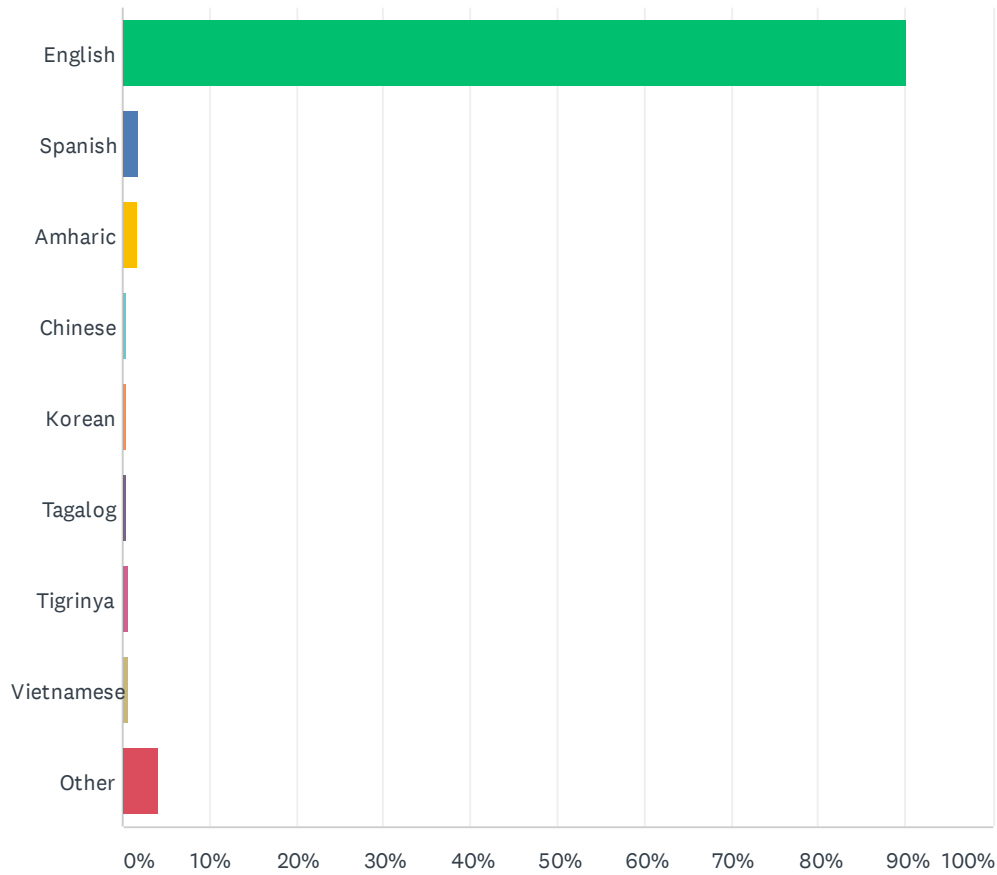
Answered: 313 Skipped: 14



ANSWER CHOICES	RESPONSES
American Indian/Alaskan Native	0.32% 1
Asian	8.63% 27
Pacific Islander/Native Hawaiian	0.96% 3
Black/African-American	3.51% 11
Hispanic/Latinx of any race	5.11% 16
White	59.74% 187
Two or more races	17.25% 54
Other	4.47% 14
TOTAL	313

Q7 What is your primary home language?

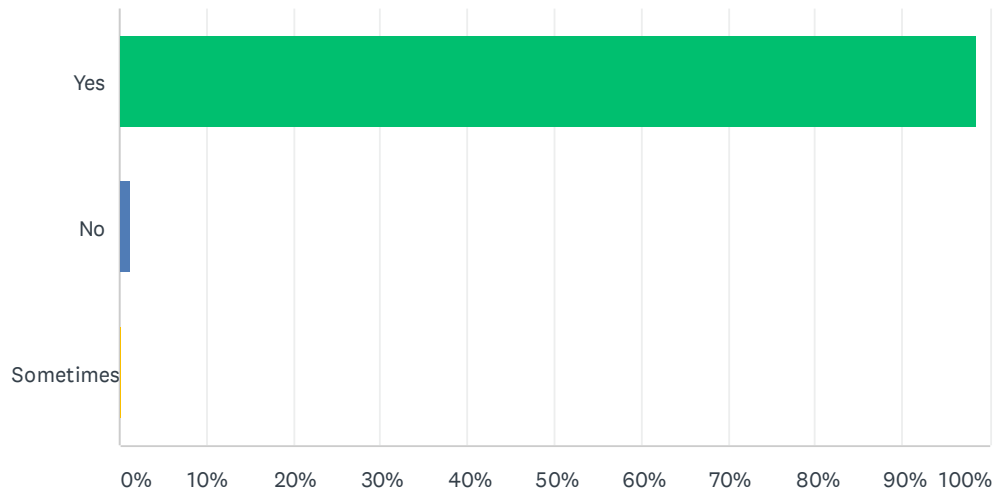
Answered: 318 Skipped: 9



ANSWER CHOICES	RESPONSES	
English	90.25%	287
Spanish	1.89%	6
Amharic	1.57%	5
Chinese	0.31%	1
Korean	0.31%	1
Tagalog	0.31%	1
Tigrinya	0.63%	2
Vietnamese	0.63%	2
Other	4.09%	13
TOTAL		318

Q8 Do you receive information from your child’s school and the school district in a language you understand?

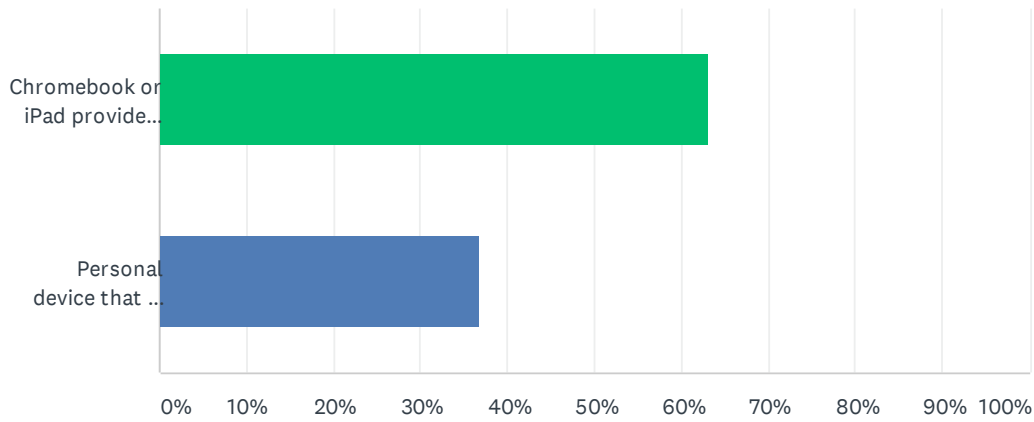
Answered: 324 Skipped: 3



ANSWER CHOICES		RESPONSES	
Yes		98.46%	319
No		1.23%	4
Sometimes		0.31%	1
TOTAL			324

Q9 Is your child using a school-issued or personal Chromebook or iPad for remote learning?

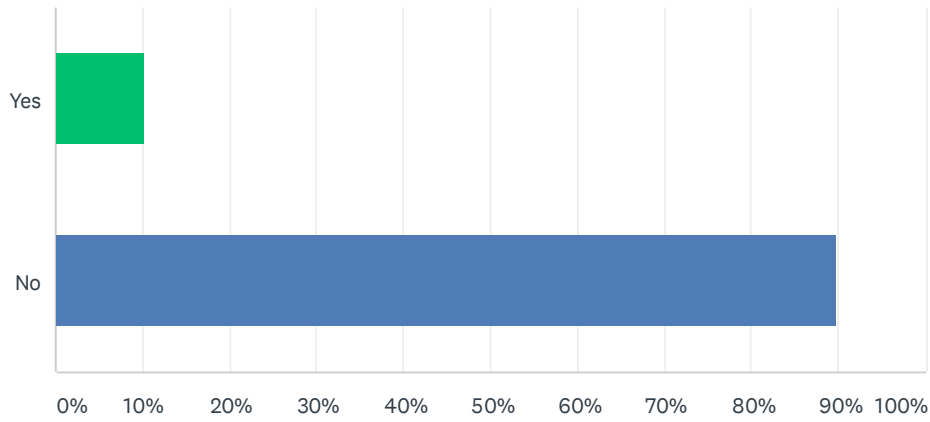
Answered: 324 Skipped: 3



ANSWER CHOICES	RESPONSES	
Chromebook or iPad provided by their school/district	63.27%	205
Personal device that we own	36.73%	119
TOTAL		324

Q10 Did you check out a WiFi hotspot from your school or district?

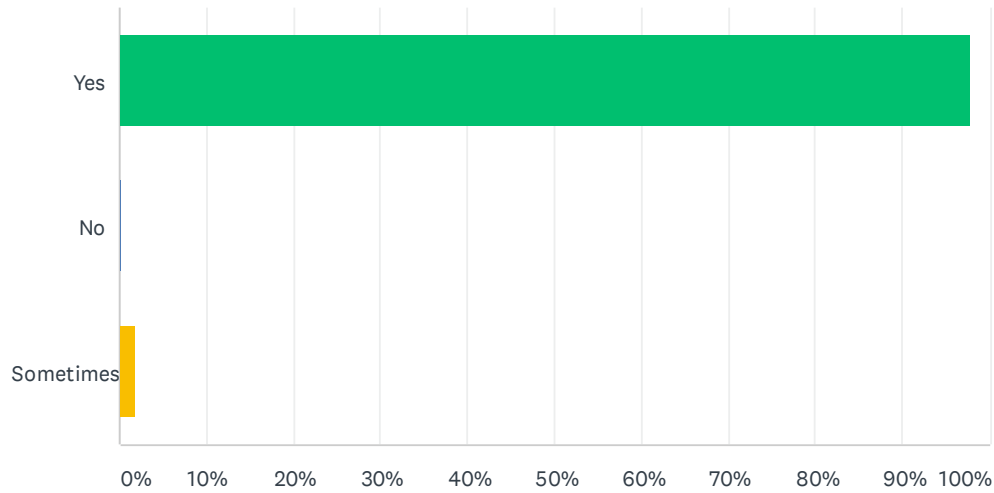
Answered: 325 Skipped: 2



ANSWER CHOICES		RESPONSES	
Yes		10.15%	33
No		89.85%	292
TOTAL			325

Q11 Is your child currently able to access the internet for remote learning?

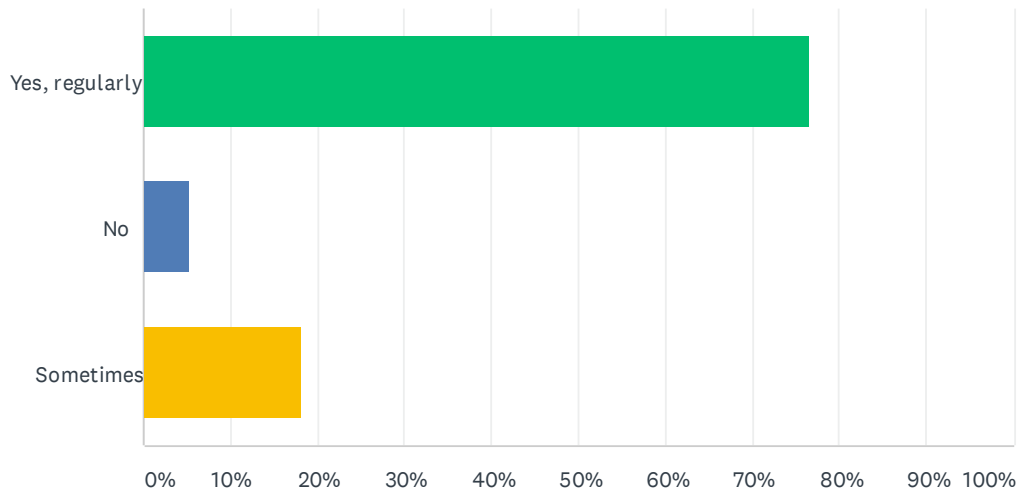
Answered: 325 Skipped: 2



ANSWER CHOICES	RESPONSES	
Yes	97.85%	318
No	0.31%	1
Sometimes	1.85%	6
TOTAL		325

Q12 Do you use the parent/guardian Canvas or Seesaw app or website to monitor/support your child's schoolwork?

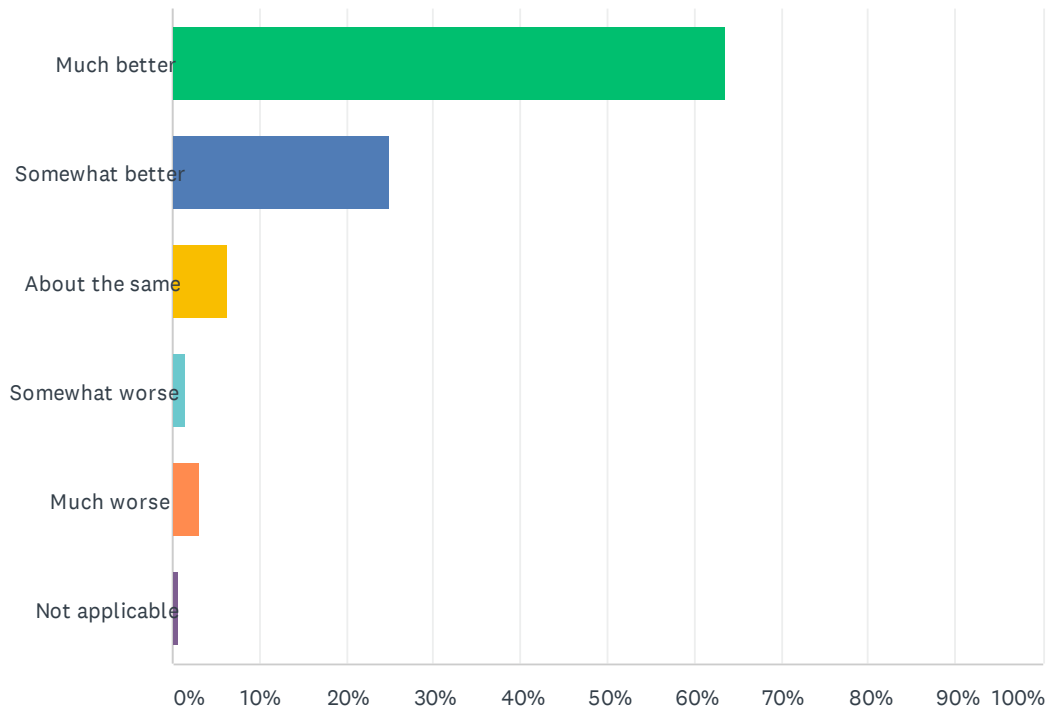
Answered: 325 Skipped: 2



ANSWER CHOICES		RESPONSES	
Yes, regularly		76.62%	249
No		5.23%	17
Sometimes		18.15%	59
TOTAL			325

Q13 Compared to your child’s remote learning experience in the spring, your child’s learning experience this fall has been:

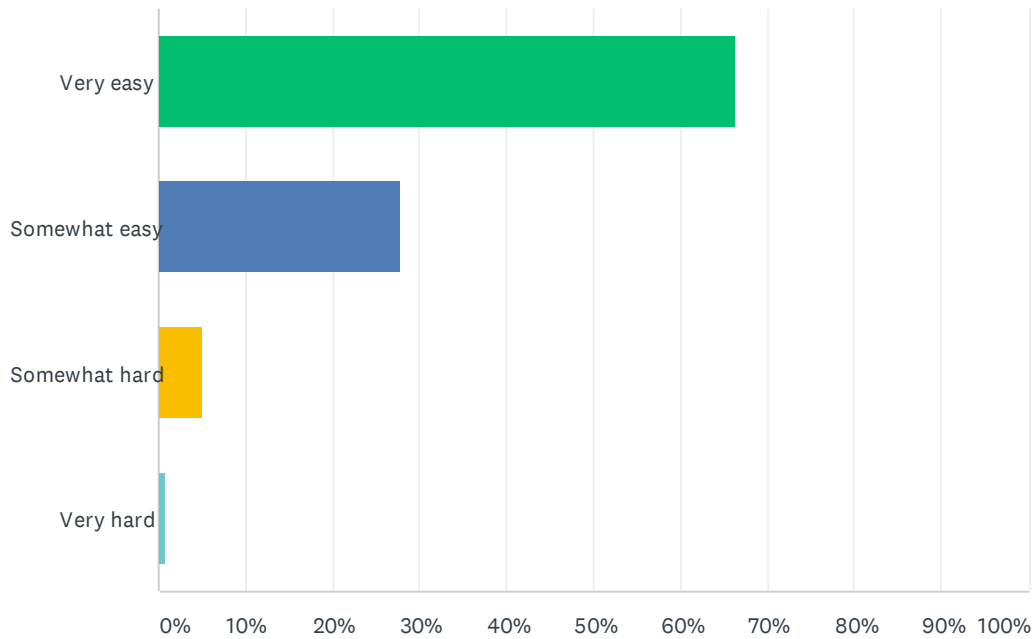
Answered: 324 Skipped: 3



ANSWER CHOICES	RESPONSES	
Much better	63.58%	206
Somewhat better	25.00%	81
About the same	6.17%	20
Somewhat worse	1.54%	5
Much worse	3.09%	10
Not applicable	0.62%	2
TOTAL		324

Q14 How easy or hard has it been for your child to find their class links, such as ClassLink, Canvas, Seesaw or Zoom?

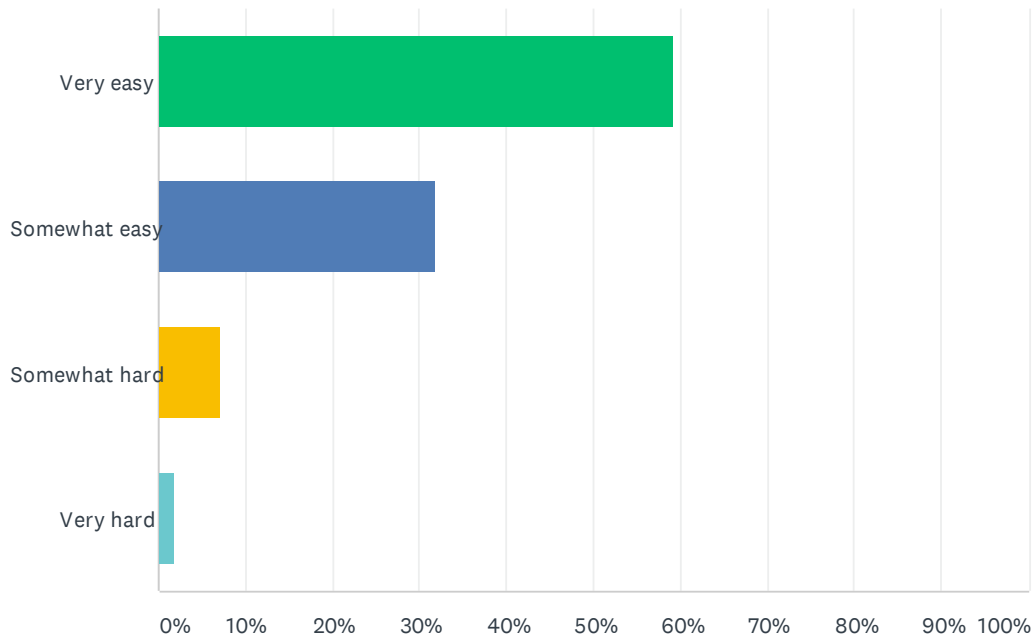
Answered: 324 Skipped: 3



ANSWER CHOICES	RESPONSES	
Very easy	66.36%	215
Somewhat easy	27.78%	90
Somewhat hard	4.94%	16
Very hard	0.93%	3
TOTAL		324

Q15 How easy or hard has it been for your child to find their class assignments?

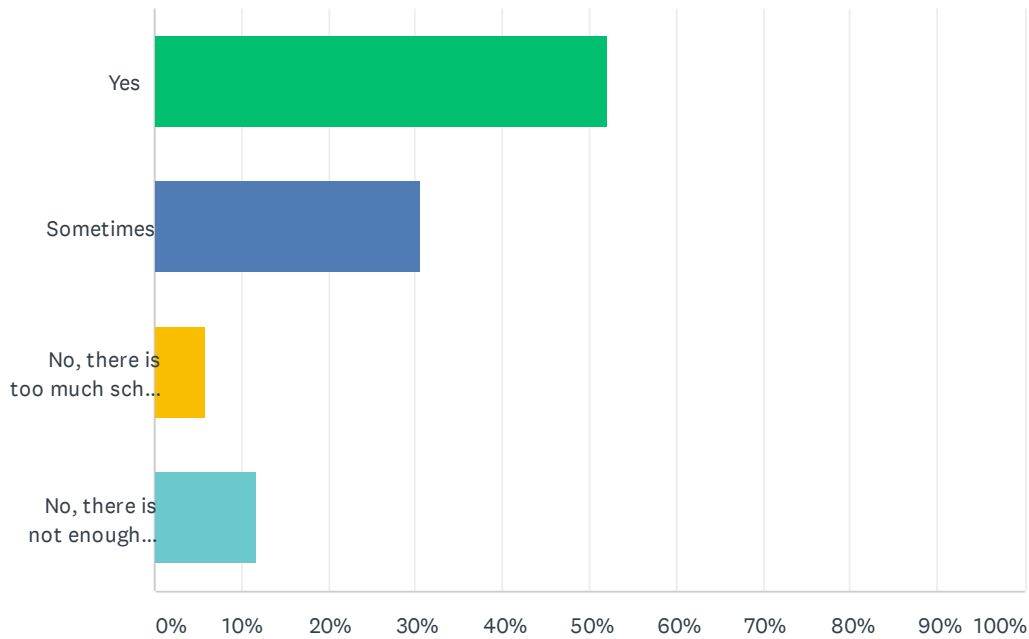
Answered: 324 Skipped: 3



ANSWER CHOICES	RESPONSES	
Very easy	59.26%	192
Somewhat easy	31.79%	103
Somewhat hard	7.10%	23
Very hard	1.85%	6
TOTAL		324

Q16 Do you feel your child has an appropriate level of school work in the current remote learning model?

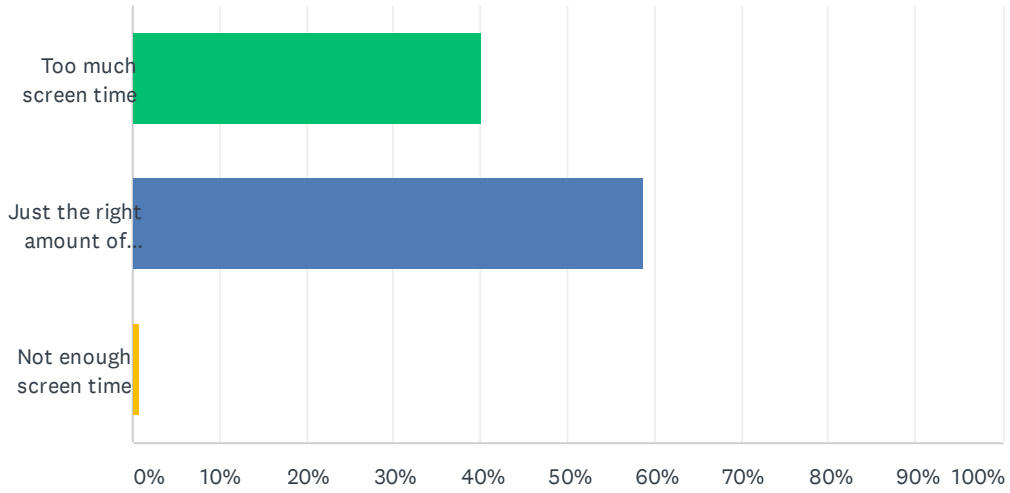
Answered: 325 Skipped: 2



ANSWER CHOICES	RESPONSES	
Yes	52.00%	169
Sometimes	30.46%	99
No, there is too much school work	5.85%	19
No, there is not enough school work	11.69%	38
TOTAL		325

Q17 My child's remote learning schedule requires:

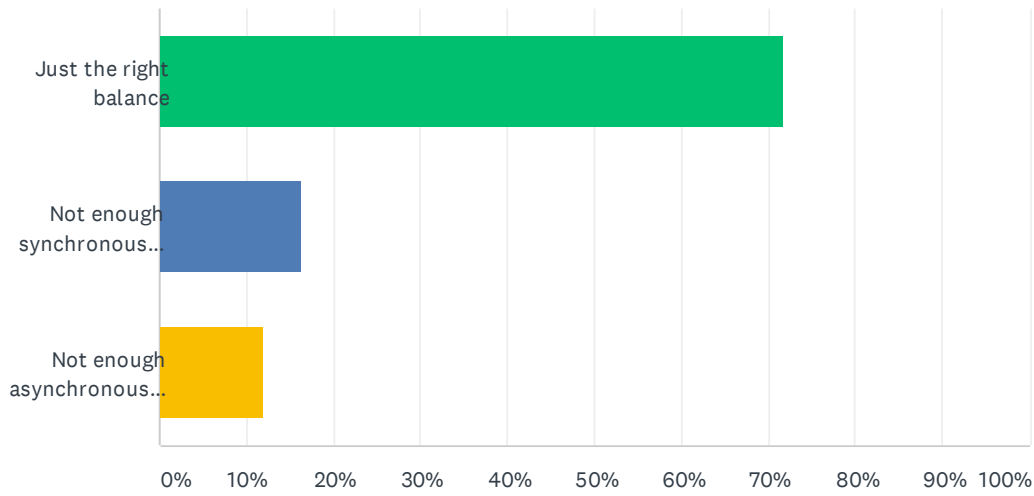
Answered: 323 Skipped: 4



ANSWER CHOICES	RESPONSES	
Too much screen time	40.25%	130
Just the right amount of screen time	58.82%	190
Not enough screen time	0.93%	3
TOTAL		323

Q18 I feel my child’s mix of synchronous (teacher-led) and asynchronous (teacher-directed) time is:

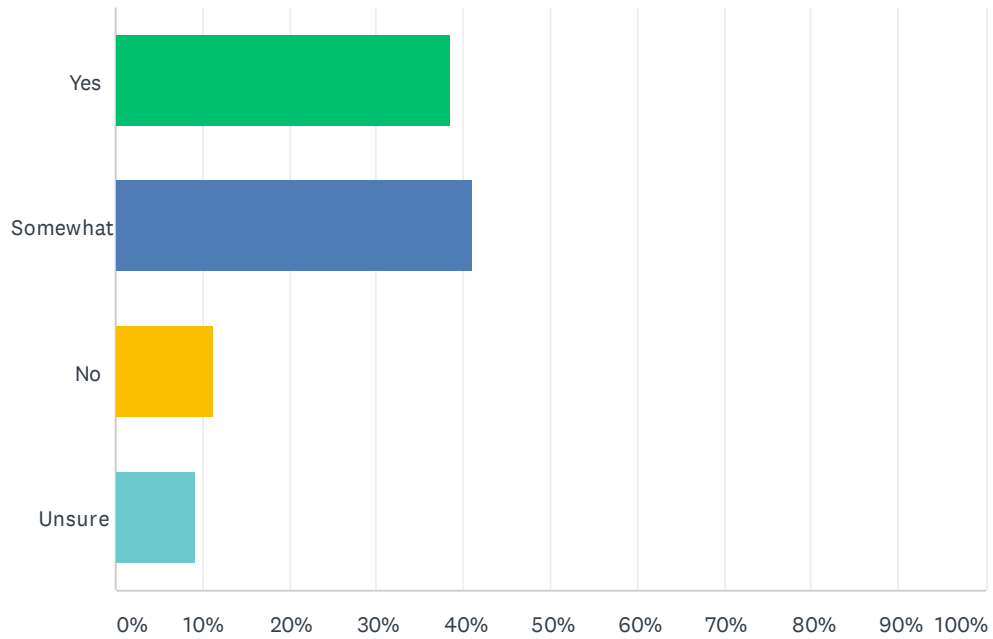
Answered: 318 Skipped: 9



ANSWER CHOICES	RESPONSES	
Just the right balance	71.70%	228
Not enough synchronous time	16.35%	52
Not enough asynchronous time	11.95%	38
TOTAL		318

Q19 I feel my child is progressing in their learning:

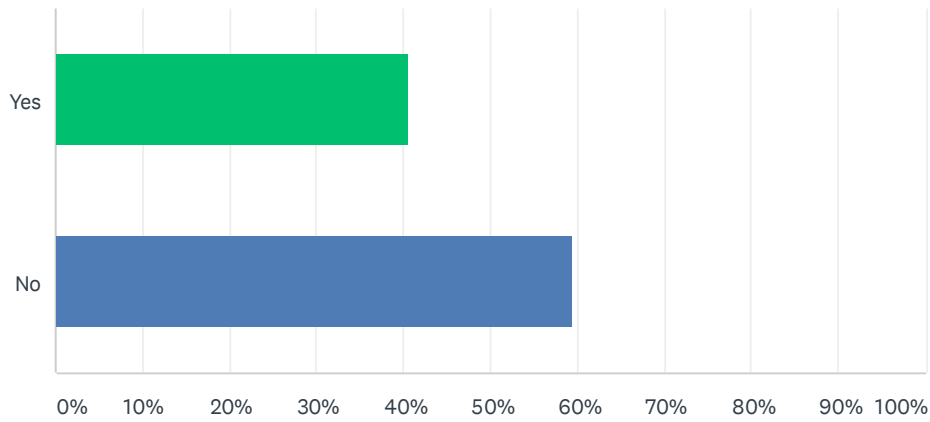
Answered: 325 Skipped: 2



ANSWER CHOICES	RESPONSES	
Yes	38.46%	125
Somewhat	40.92%	133
No	11.38%	37
Unsure	9.23%	30
TOTAL		325

Q20 Have you experienced any technology issues that have prevented your child from accessing their class or learning tools for a period of time?

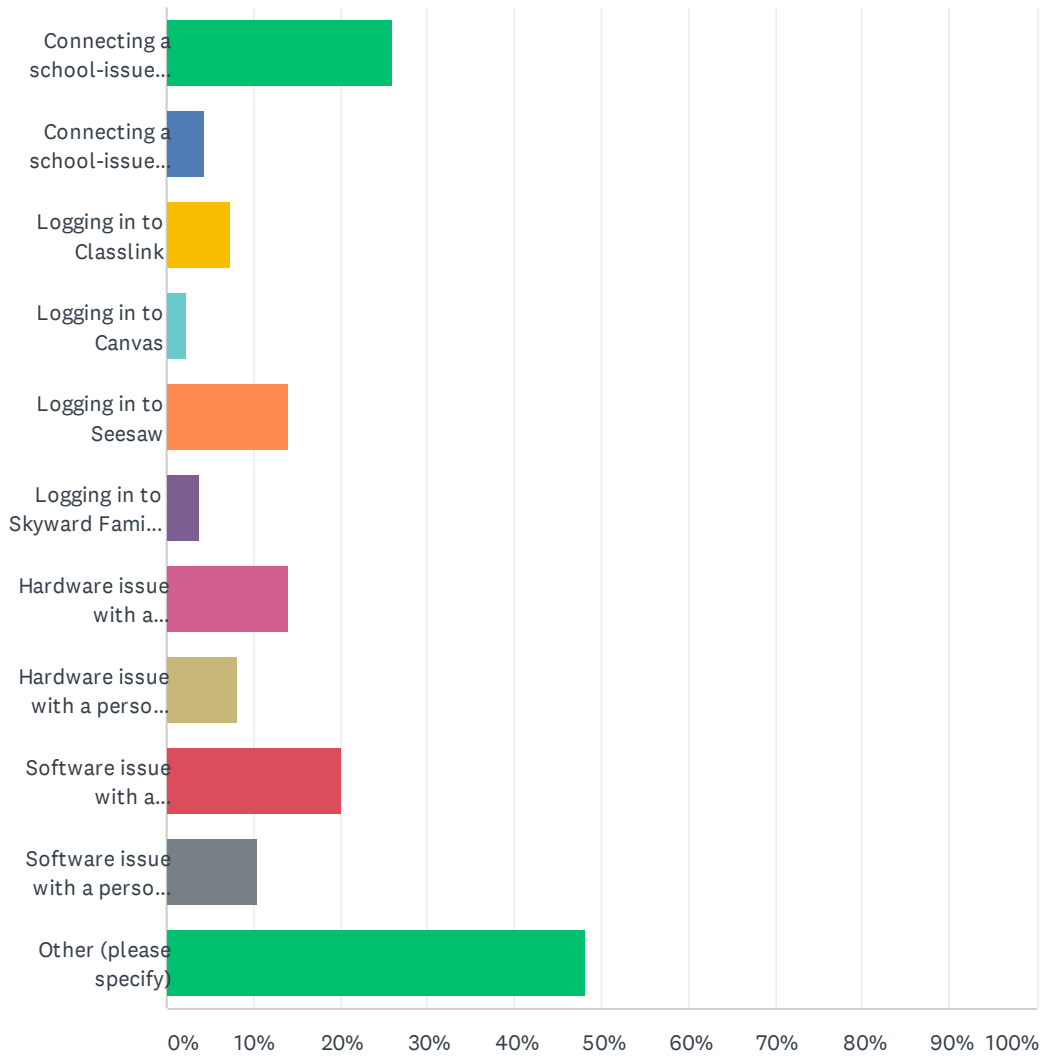
Answered: 325 Skipped: 2



ANSWER CHOICES	RESPONSES	
Yes	40.62%	132
No	59.38%	193
TOTAL		325

Q21 If you answered YES to the previous question, please indicate the type/s of technology issues you or your child has experienced: (select all that apply)

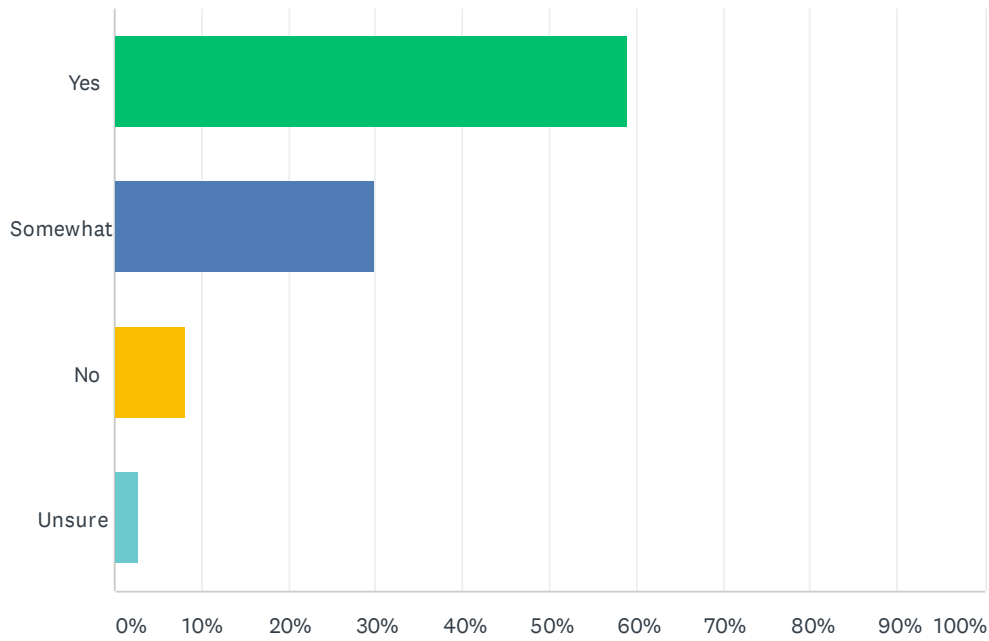
Answered: 135 Skipped: 192



ANSWER CHOICES	RESPONSES	
Connecting a school-issued Chromebook/iPad to home internet	25.93%	35
Connecting a school-issued Chromebook/iPad to a school-issued wifi hotspot	4.44%	6
Logging in to Classlink	7.41%	10
Logging in to Canvas	2.22%	3
Logging in to Seesaw	14.07%	19
Logging in to Skyward Family Access	3.70%	5
Hardware issue with a school-issued Chromebook/iPad	14.07%	19
Hardware issue with a personal computer/device owned by the student or family	8.15%	11
Software issue with a school-issued Chromebook/iPad	20.00%	27
Software issue with a personal computer/device owned by the student or family	10.37%	14
Other (please specify)	48.15%	65
Total Respondents: 135		

Q22 As a parent/guardian, I am provided enough information to support my child with remote learning:

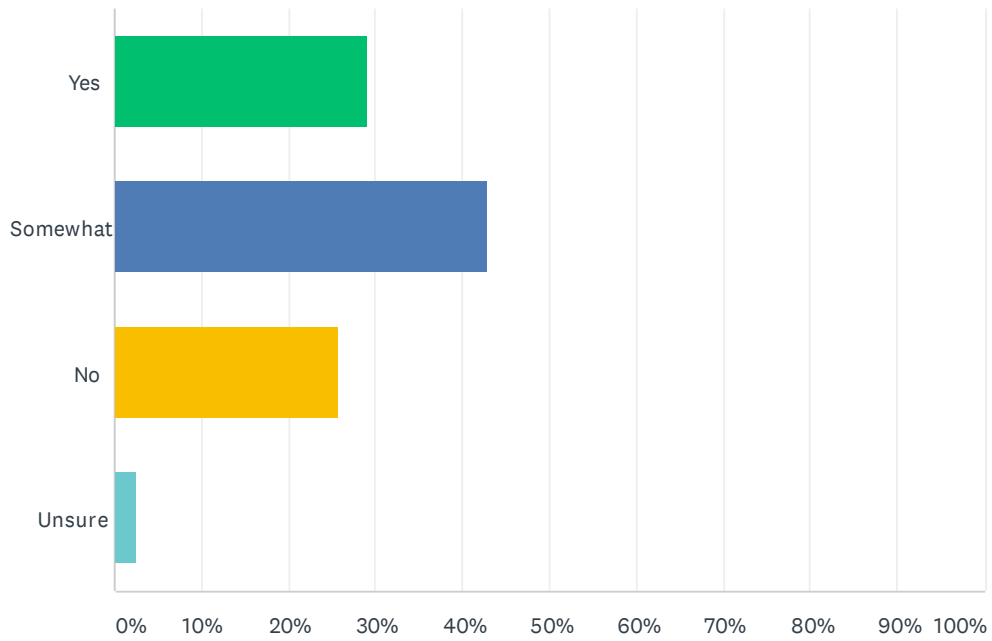
Answered: 327 Skipped: 0



ANSWER CHOICES	RESPONSES	
Yes	59.02%	193
Somewhat	29.97%	98
No	8.26%	27
Unsure	2.75%	9
TOTAL		327

Q23 Do you feel your child’s social and emotional needs are being supported by their school during this period of remote learning?

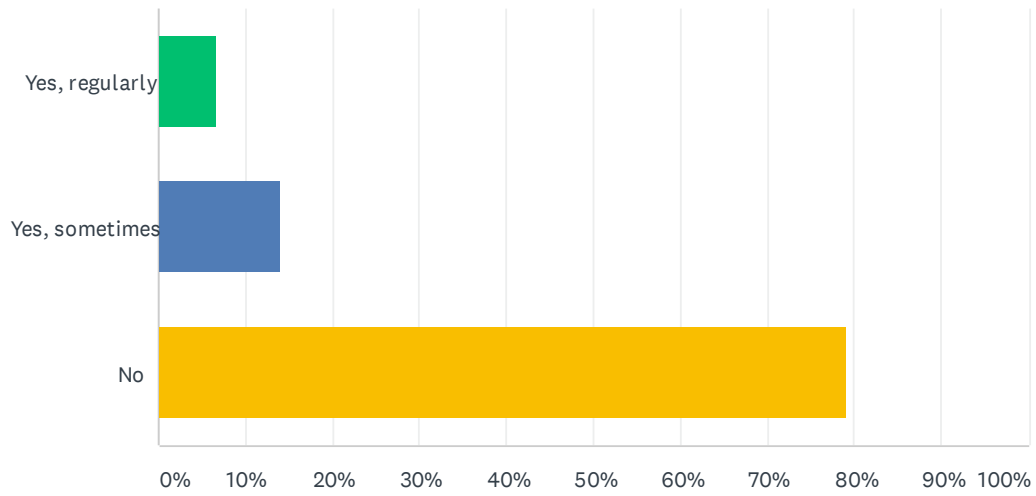
Answered: 327 Skipped: 0



ANSWER CHOICES	RESPONSES	
Yes	29.05%	95
Somewhat	42.81%	140
No	25.69%	84
Unsure	2.45%	8
TOTAL		327

Q24 Has your family accessed school meals during remote learning this fall?

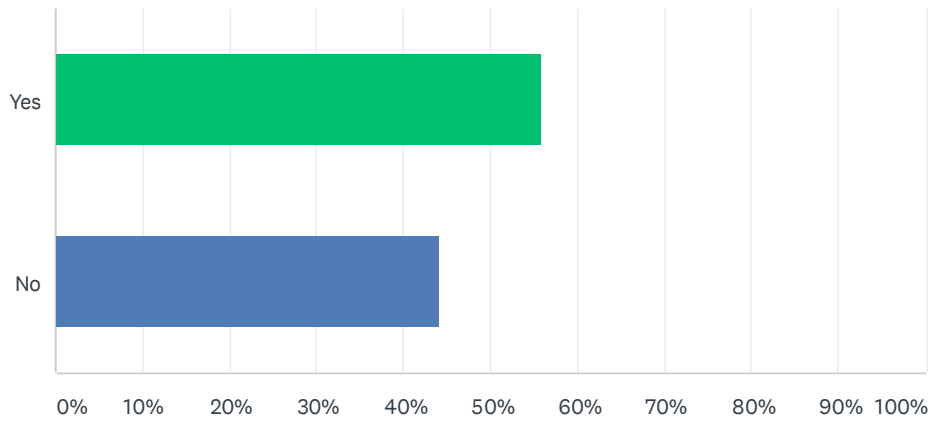
Answered: 326 Skipped: 1



ANSWER CHOICES	RESPONSES	
Yes, regularly	6.75%	22
Yes, sometimes	14.11%	46
No	79.14%	258
TOTAL		326

Q25 Did you attend or watch a recording of one of our Family Academy webinars at the beginning of the school year?

Answered: 326 Skipped: 1



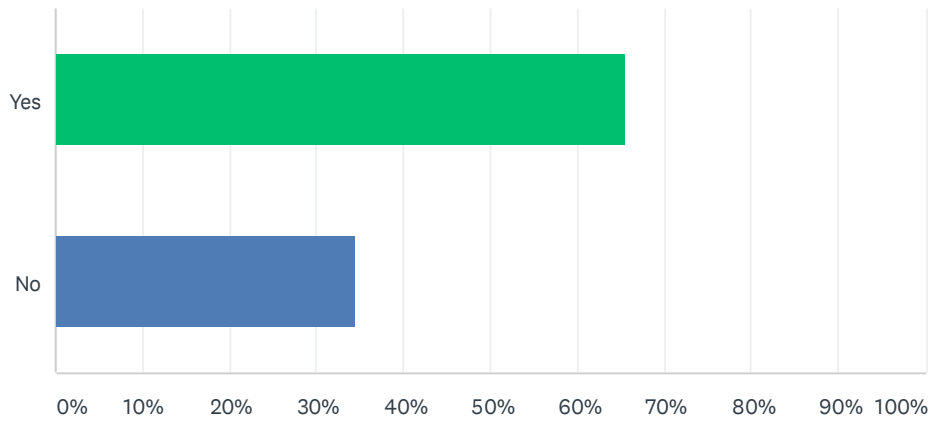
ANSWER CHOICES	RESPONSES	
Yes	55.83%	182
No	44.17%	144
TOTAL		326

Q26 If there is a topic you would like to see covered at a future Family Academy, please include it here.

Answered: 26 Skipped: 301

Q27 Have you accessed the Remote Learning Resources webpage on your school or district website?

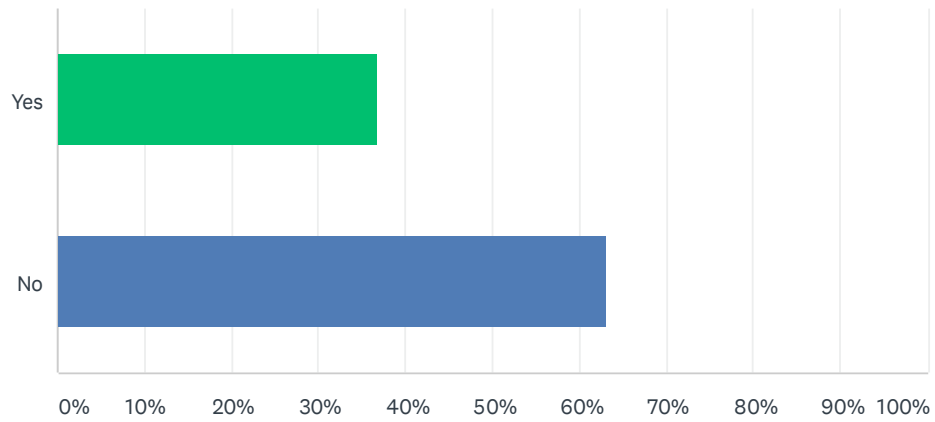
Answered: 324 Skipped: 3



ANSWER CHOICES	RESPONSES	
Yes	65.43%	212
No	34.57%	112
TOTAL		324

Q28 Have you contacted your school regarding any needs your family may have?

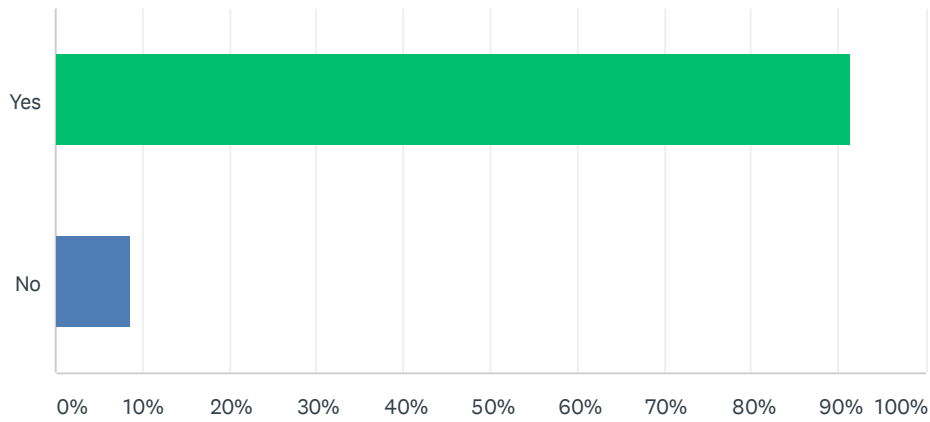
Answered: 324 Skipped: 3



ANSWER CHOICES	RESPONSES	
Yes	36.73%	119
No	63.27%	205
TOTAL		324

Q29 Do you know who to contact at your school if you need resources or support?

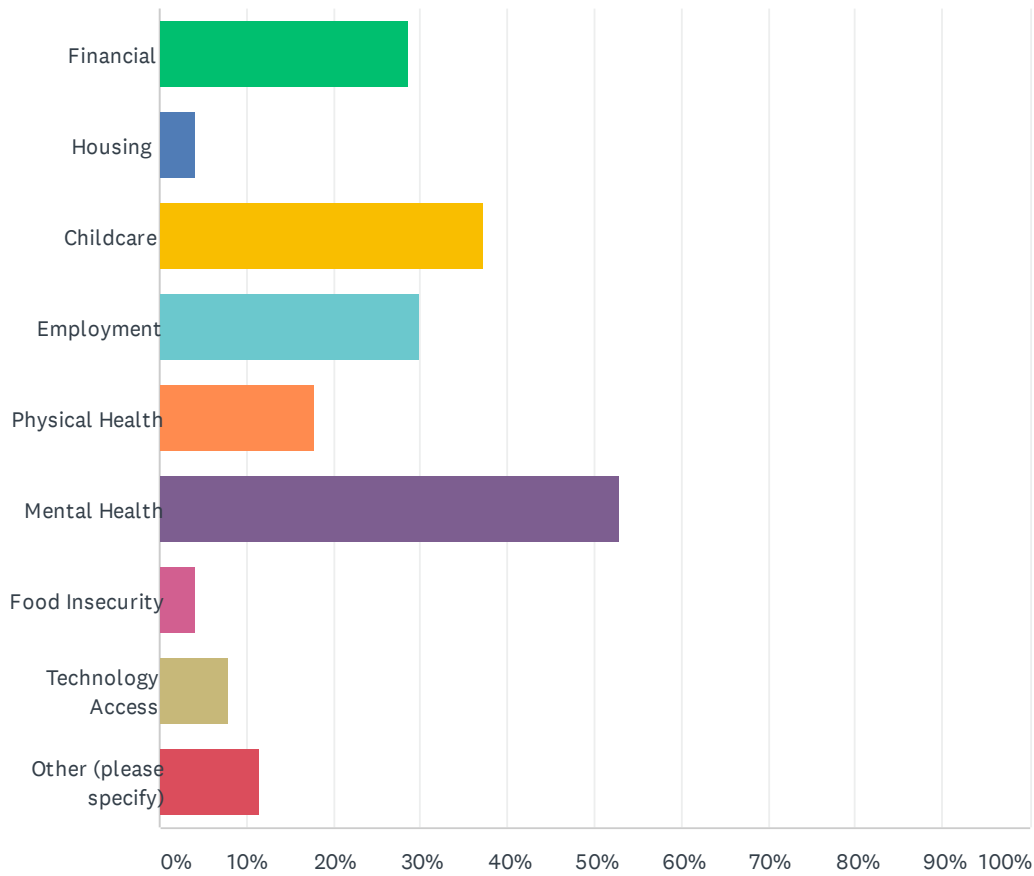
Answered: 326 Skipped: 1



ANSWER CHOICES	RESPONSES	
Yes	91.41%	298
No	8.59%	28
TOTAL		326

Q30 If your family is currently experiencing hardship due to the COVID-19 pandemic, what are those challenges? (select all that apply)

Answered: 140 Skipped: 187



ANSWER CHOICES	RESPONSES	
Financial	28.57%	40
Housing	4.29%	6
Childcare	37.14%	52
Employment	30.00%	42
Physical Health	17.86%	25
Mental Health	52.86%	74
Food Insecurity	4.29%	6
Technology Access	7.86%	11
Other (please specify)	11.43%	16
Total Respondents: 140		