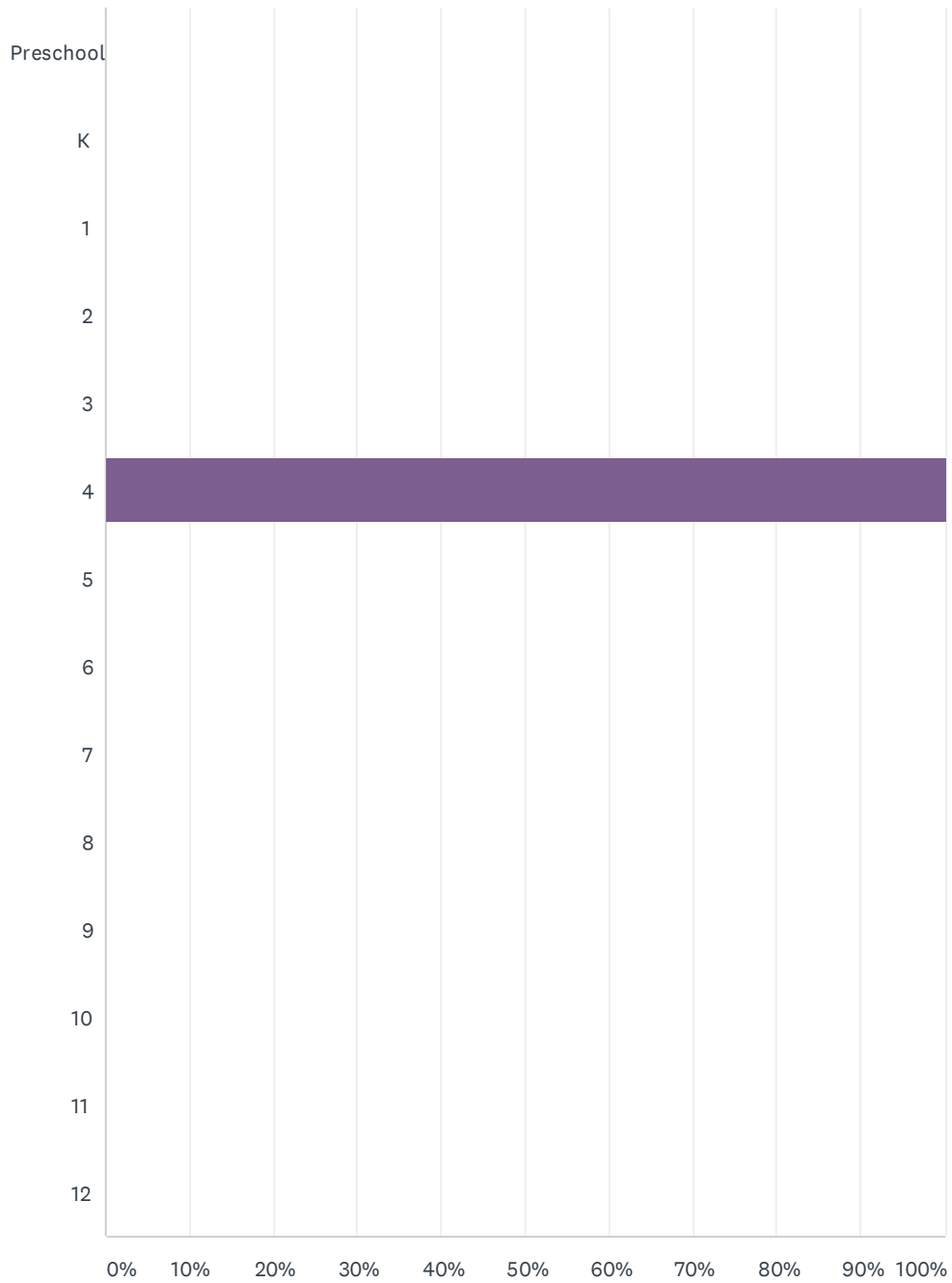


Q1 Please select your child's grade level:

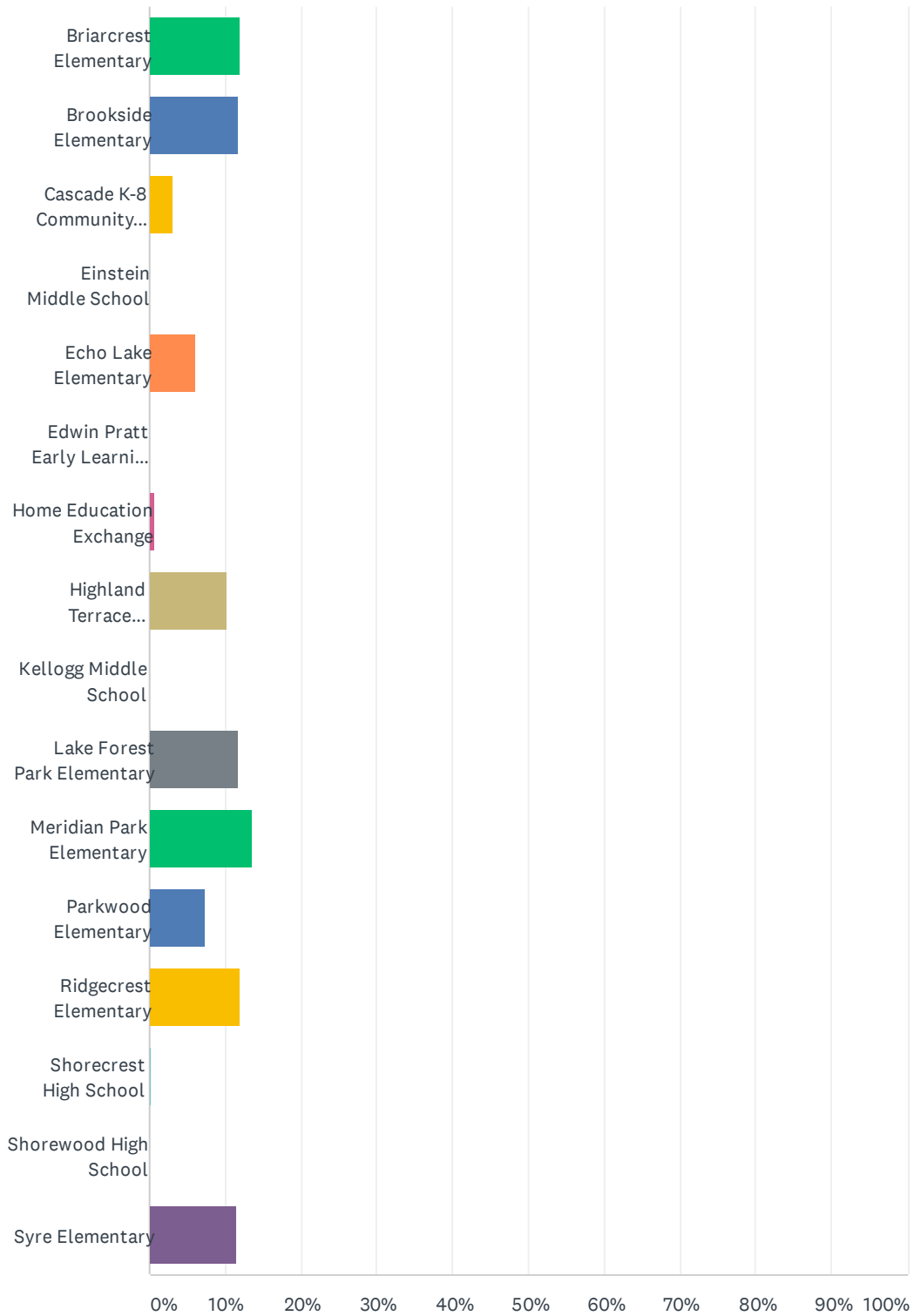
Answered: 360 Skipped: 0



ANSWER CHOICES	RESPONSES	
Preschool	0.00%	0
K	0.00%	0
1	0.00%	0
2	0.00%	0
3	0.00%	0
4	100.00%	360
5	0.00%	0
6	0.00%	0
7	0.00%	0
8	0.00%	0
9	0.00%	0
10	0.00%	0
11	0.00%	0
12	0.00%	0
TOTAL		360

Q2 Which school does your child attend?

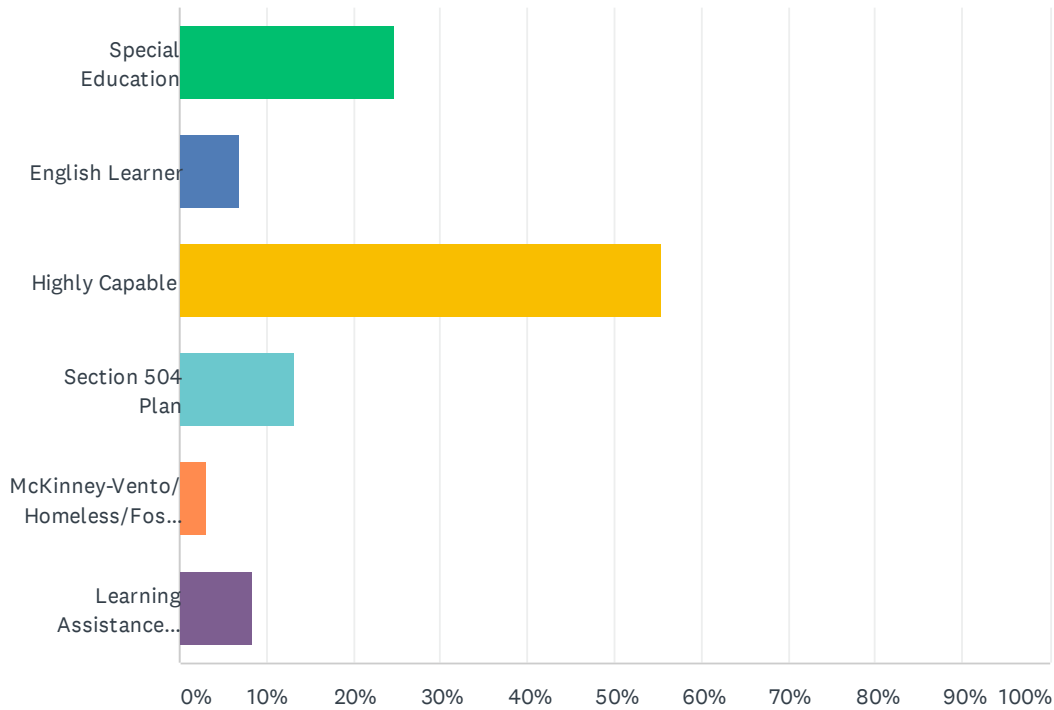
Answered: 359 Skipped: 1



ANSWER CHOICES	RESPONSES	
Briarcrest Elementary	11.98%	43
Brookside Elementary	11.70%	42
Cascade K-8 Community School	3.06%	11
Einstein Middle School	0.00%	0
Echo Lake Elementary	6.13%	22
Edwin Pratt Early Learning Center	0.00%	0
Home Education Exchange	0.56%	2
Highland Terrace Elementary	10.31%	37
Kellogg Middle School	0.00%	0
Lake Forest Park Elementary	11.70%	42
Meridian Park Elementary	13.65%	49
Parkwood Elementary	7.24%	26
Ridgecrest Elementary	11.98%	43
Shorecrest High School	0.28%	1
Shorewood High School	0.00%	0
Syre Elementary	11.42%	41
TOTAL		359

Q3 If your child is in a special program, please select all that apply.

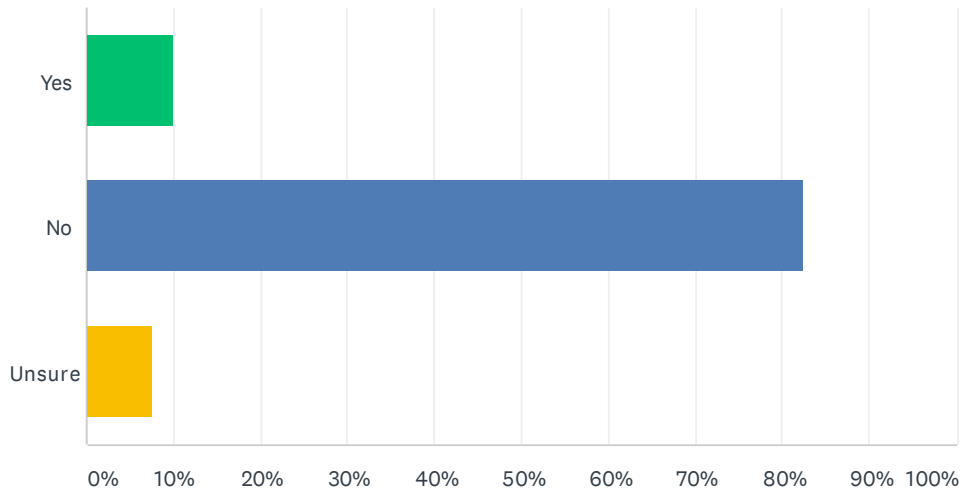
Answered: 130 Skipped: 230



ANSWER CHOICES	RESPONSES	
Special Education	24.62%	32
English Learner	6.92%	9
Highly Capable	55.38%	72
Section 504 Plan	13.08%	17
McKinney-Vento/Homeless/Foster Care	3.08%	4
Learning Assistance Program/Title I	8.46%	11
Total Respondents: 130		

Q4 Does your child qualify for free or reduced-price school meals?

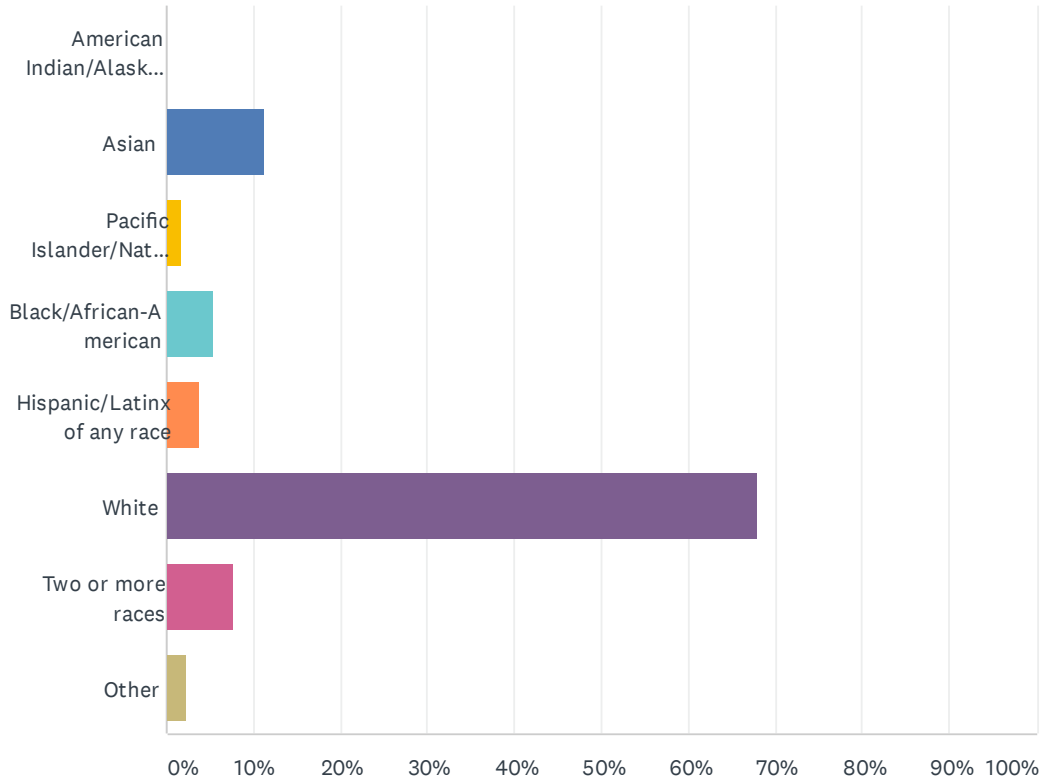
Answered: 358 Skipped: 2



ANSWER CHOICES	RESPONSES
Yes	10.06% 36
No	82.40% 295
Unsure	7.54% 27
TOTAL	358

Q5 What is your race/ethnic origin?

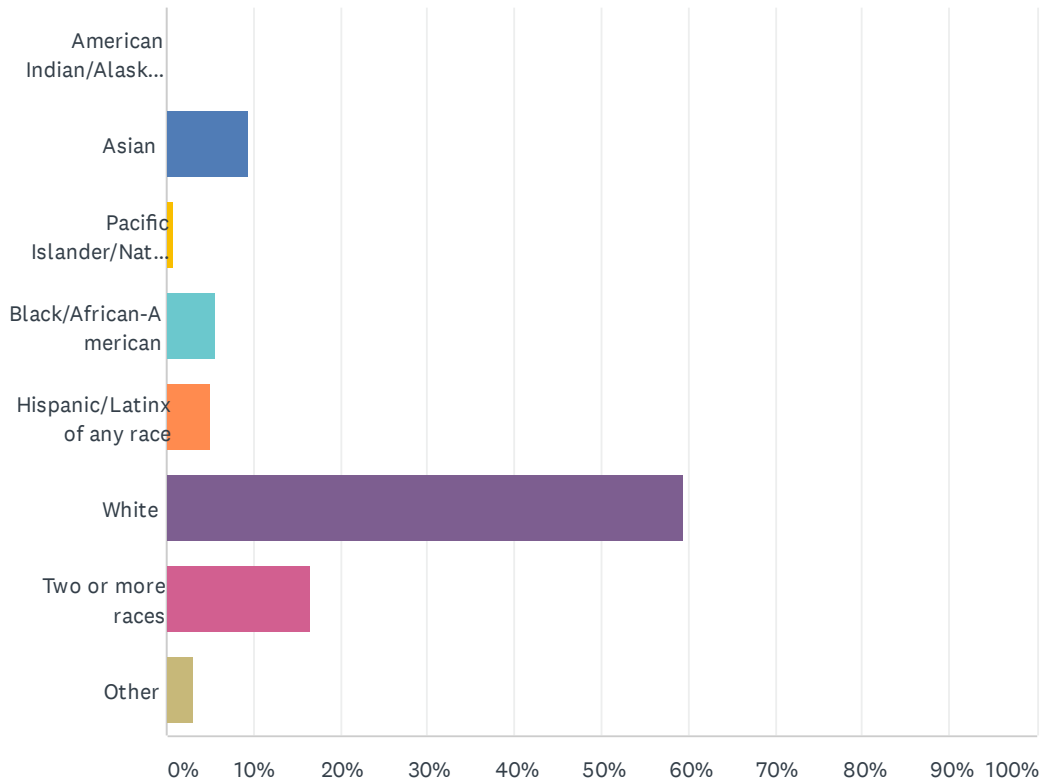
Answered: 352 Skipped: 8



ANSWER CHOICES	RESPONSES
American Indian/Alaskan Native	0.00% 0
Asian	11.36% 40
Pacific Islander/Native Hawaiian	1.70% 6
Black/African-American	5.40% 19
Hispanic/Latinx of any race	3.69% 13
White	67.90% 239
Two or more races	7.67% 27
Other	2.27% 8
TOTAL	352

Q6 What is your child's race/ethnic origin?

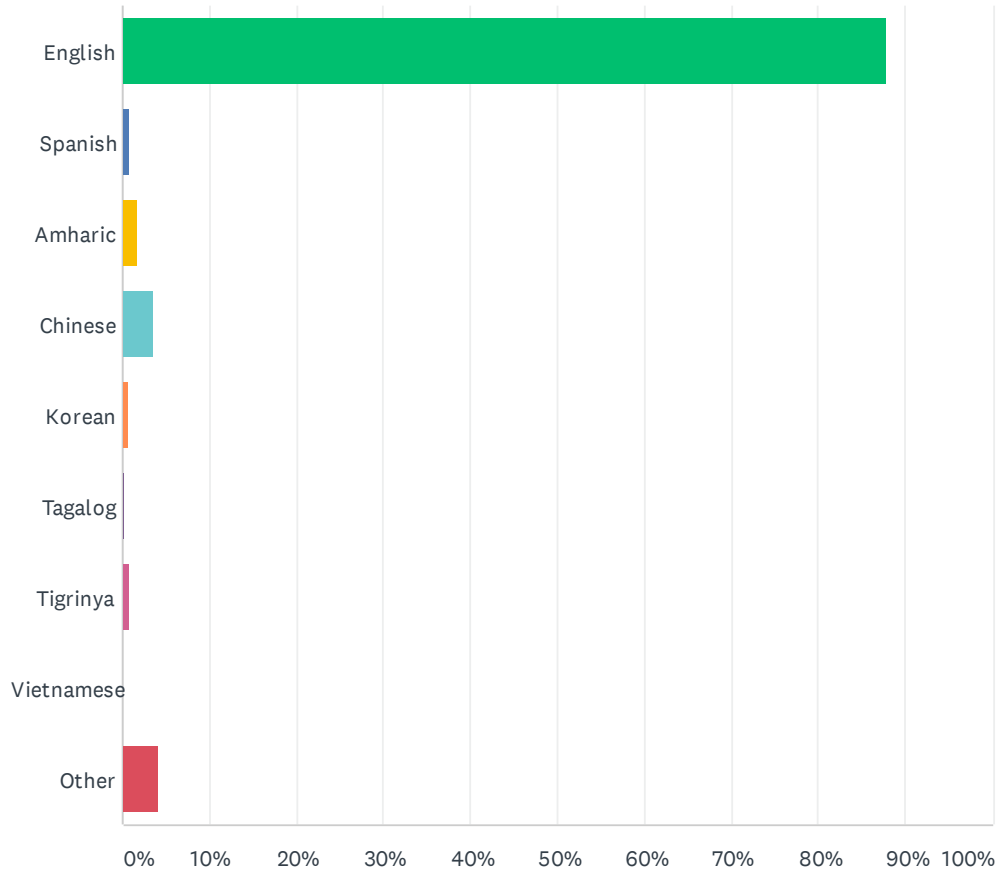
Answered: 352 Skipped: 8



ANSWER CHOICES	RESPONSES
American Indian/Alaskan Native	0.00% 0
Asian	9.38% 33
Pacific Islander/Native Hawaiian	0.85% 3
Black/African-American	5.68% 20
Hispanic/Latinx of any race	5.11% 18
White	59.38% 209
Two or more races	16.48% 58
Other	3.13% 11
TOTAL	352

Q7 What is your primary home language?

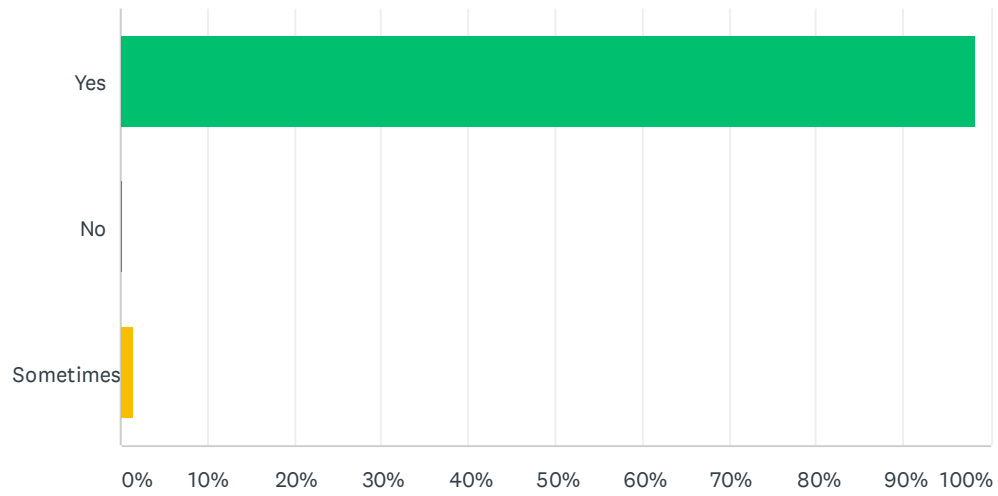
Answered: 356 Skipped: 4



ANSWER CHOICES	RESPONSES	
English	87.92%	313
Spanish	0.84%	3
Amharic	1.69%	6
Chinese	3.65%	13
Korean	0.56%	2
Tagalog	0.28%	1
Tigrinya	0.84%	3
Vietnamese	0.00%	0
Other	4.21%	15
TOTAL		356

Q8 Do you receive information from your child’s school and the school district in a language you understand?

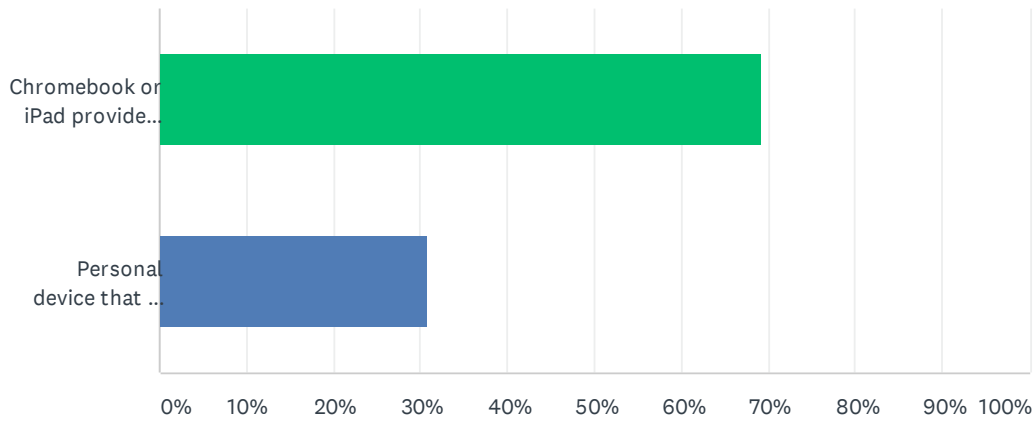
Answered: 359 Skipped: 1



ANSWER CHOICES		RESPONSES	
Yes		98.33%	353
No		0.28%	1
Sometimes		1.39%	5
TOTAL			359

Q9 Is your child using a school-issued or personal Chromebook or iPad for remote learning?

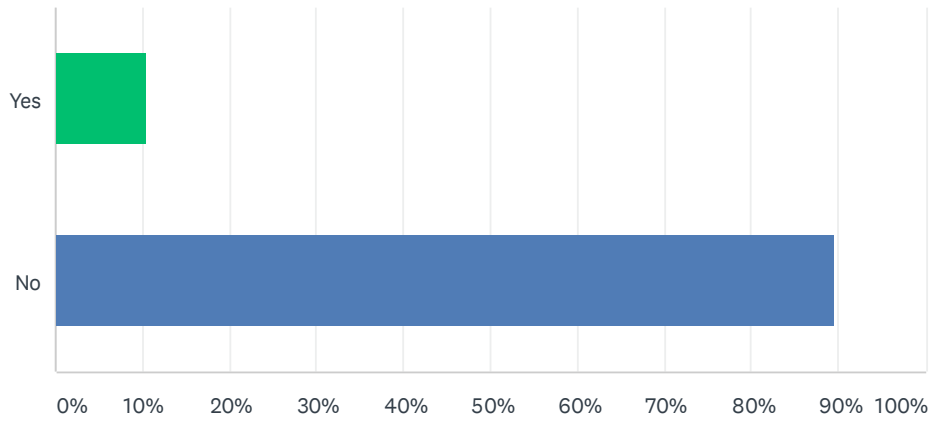
Answered: 360 Skipped: 0



ANSWER CHOICES	RESPONSES	
Chromebook or iPad provided by their school/district	69.17%	249
Personal device that we own	30.83%	111
TOTAL		360

Q10 Did you check out a WiFi hotspot from your school or district?

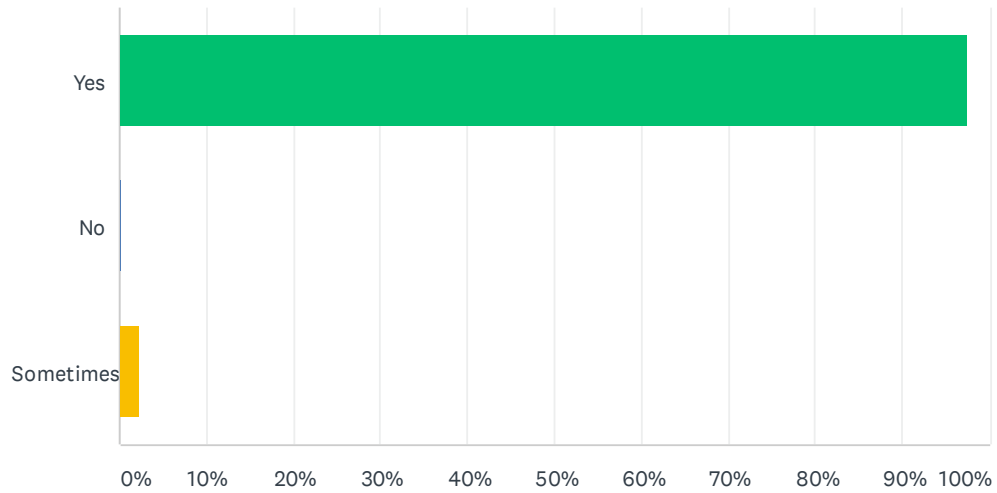
Answered: 360 Skipped: 0



ANSWER CHOICES	RESPONSES	
Yes	10.56%	38
No	89.44%	322
TOTAL		360

Q11 Is your child currently able to access the internet for remote learning?

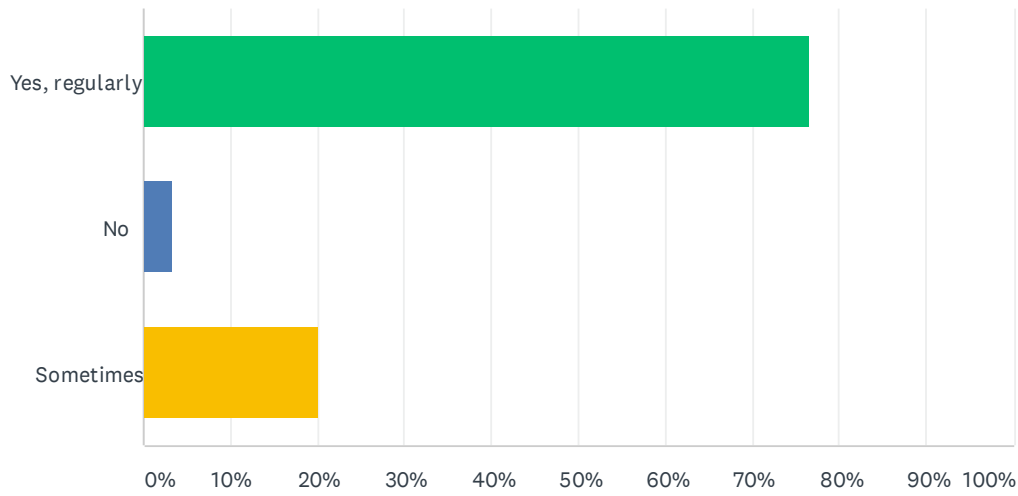
Answered: 359 Skipped: 1



ANSWER CHOICES	RESPONSES	
Yes	97.49%	350
No	0.28%	1
Sometimes	2.23%	8
TOTAL		359

Q12 Do you use the parent/guardian Canvas or Seesaw app or website to monitor/support your child’s schoolwork?

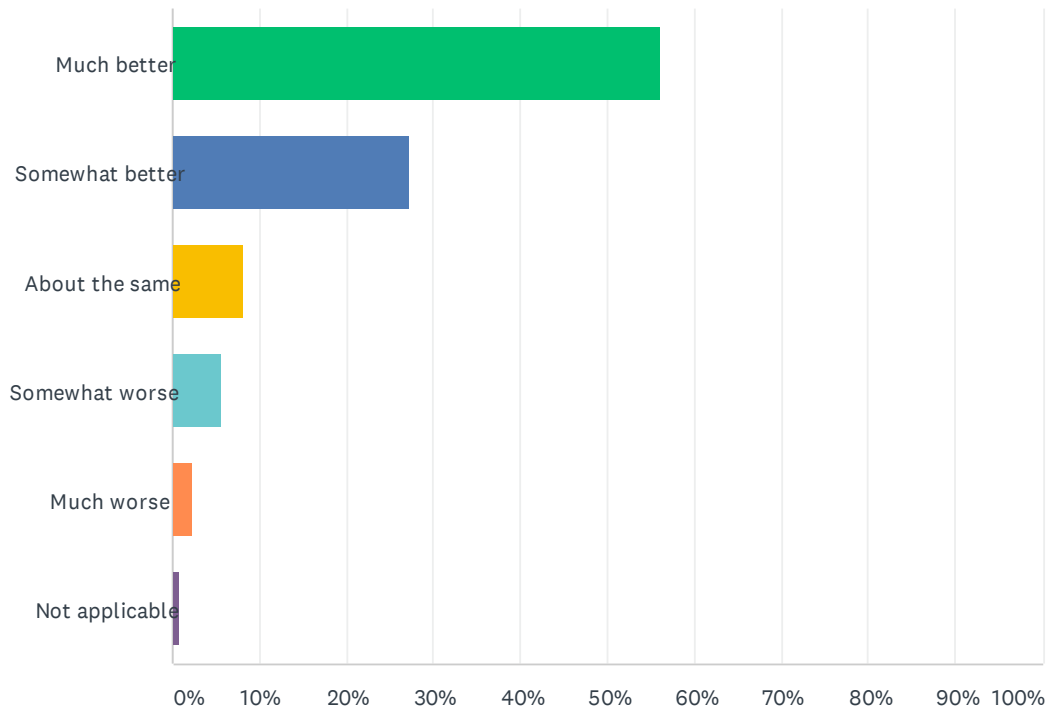
Answered: 359 Skipped: 1



ANSWER CHOICES	RESPONSES	
Yes, regularly	76.60%	275
No	3.34%	12
Sometimes	20.06%	72
TOTAL		359

Q13 Compared to your child’s remote learning experience in the spring, your child’s learning experience this fall has been:

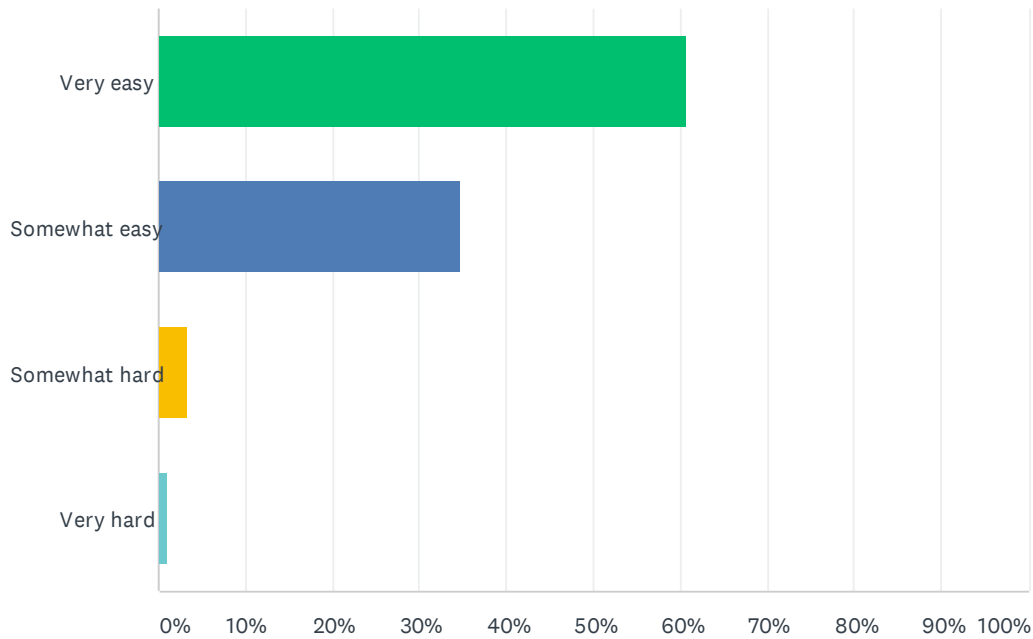
Answered: 359 Skipped: 1



ANSWER CHOICES	RESPONSES	
Much better	55.99%	201
Somewhat better	27.30%	98
About the same	8.08%	29
Somewhat worse	5.57%	20
Much worse	2.23%	8
Not applicable	0.84%	3
TOTAL		359

Q14 How easy or hard has it been for your child to find their class links, such as ClassLink, Canvas, Seesaw or Zoom?

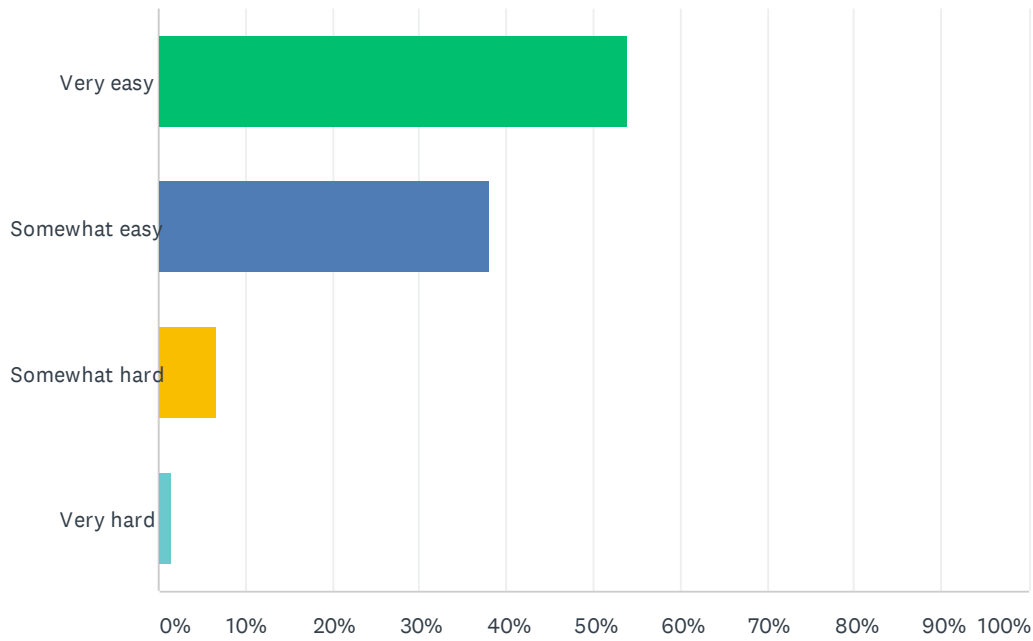
Answered: 359 Skipped: 1



ANSWER CHOICES	RESPONSES	
Very easy	60.72%	218
Somewhat easy	34.82%	125
Somewhat hard	3.34%	12
Very hard	1.11%	4
TOTAL		359

Q15 How easy or hard has it been for your child to find their class assignments?

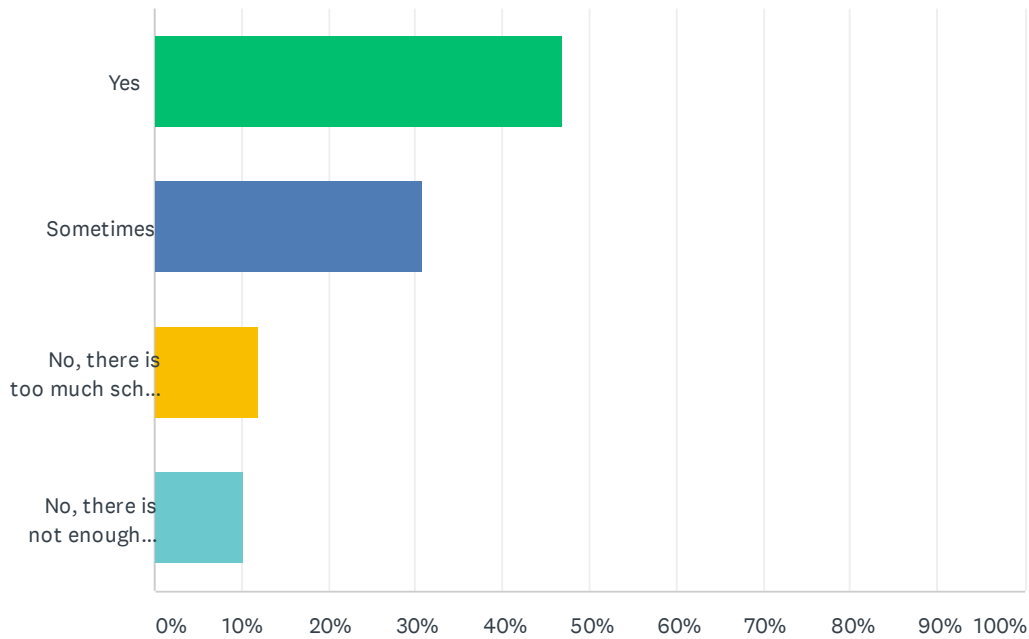
Answered: 358 Skipped: 2



ANSWER CHOICES	RESPONSES	
Very easy	53.91%	193
Somewhat easy	37.99%	136
Somewhat hard	6.70%	24
Very hard	1.40%	5
TOTAL		358

Q16 Do you feel your child has an appropriate level of school work in the current remote learning model?

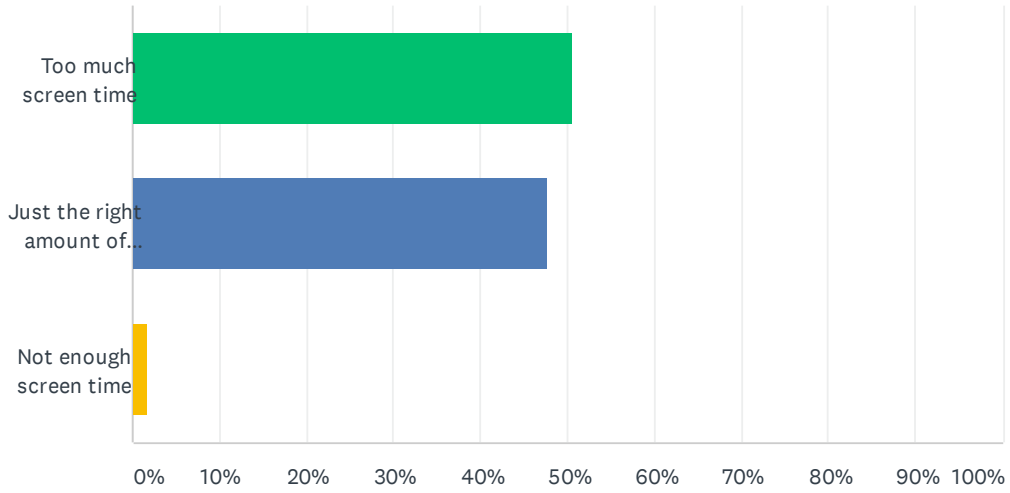
Answered: 360 Skipped: 0



ANSWER CHOICES	RESPONSES	
Yes	46.94%	169
Sometimes	30.83%	111
No, there is too much school work	11.94%	43
No, there is not enough school work	10.28%	37
TOTAL		360

Q17 My child's remote learning schedule requires:

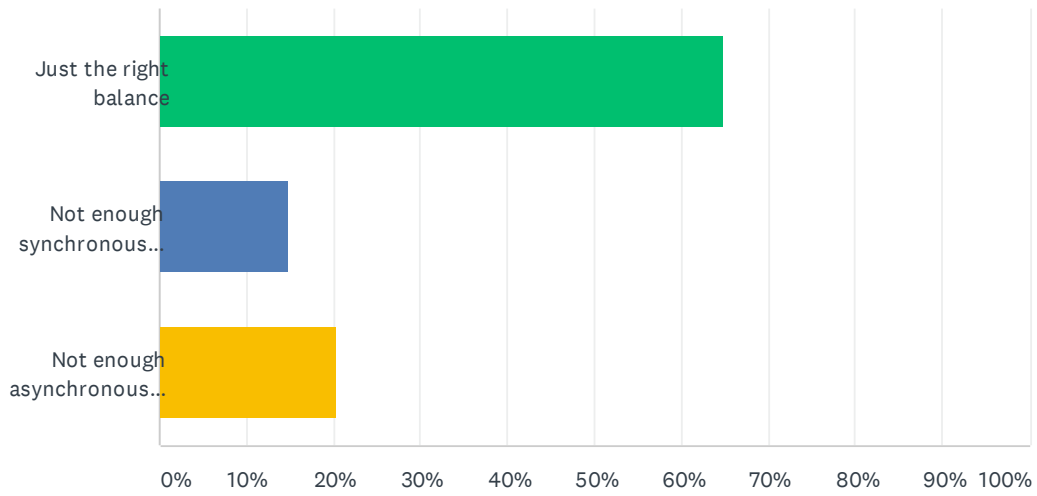
Answered: 355 Skipped: 5



ANSWER CHOICES	RESPONSES	
Too much screen time	50.70%	180
Just the right amount of screen time	47.61%	169
Not enough screen time	1.69%	6
TOTAL		355

Q18 I feel my child’s mix of synchronous (teacher-led) and asynchronous (teacher-directed) time is:

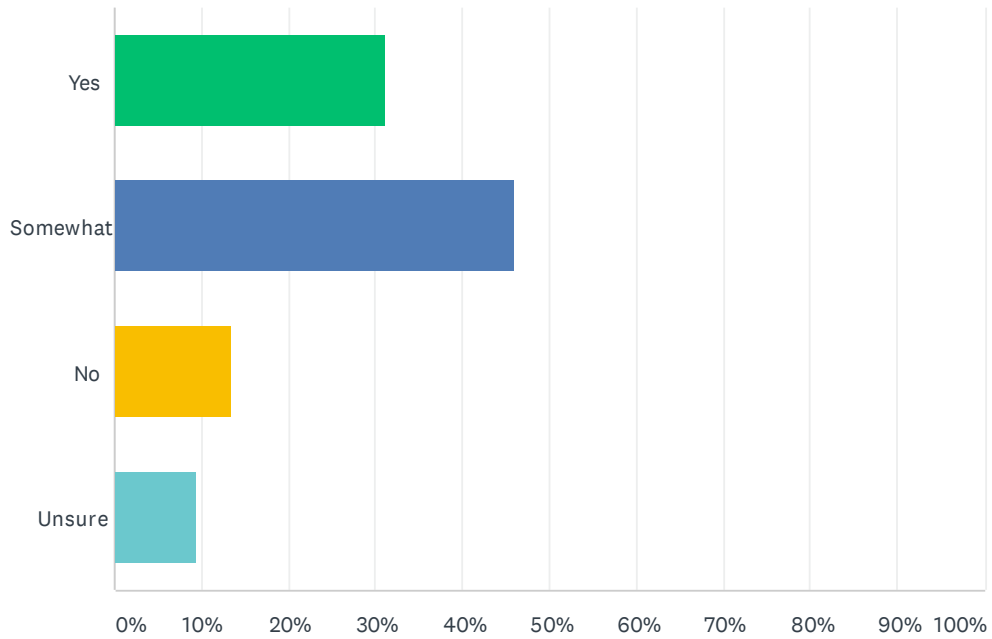
Answered: 351 Skipped: 9



ANSWER CHOICES	RESPONSES	
Just the right balance	64.96%	228
Not enough synchronous time	14.81%	52
Not enough asynchronous time	20.23%	71
TOTAL		351

Q19 I feel my child is progressing in their learning:

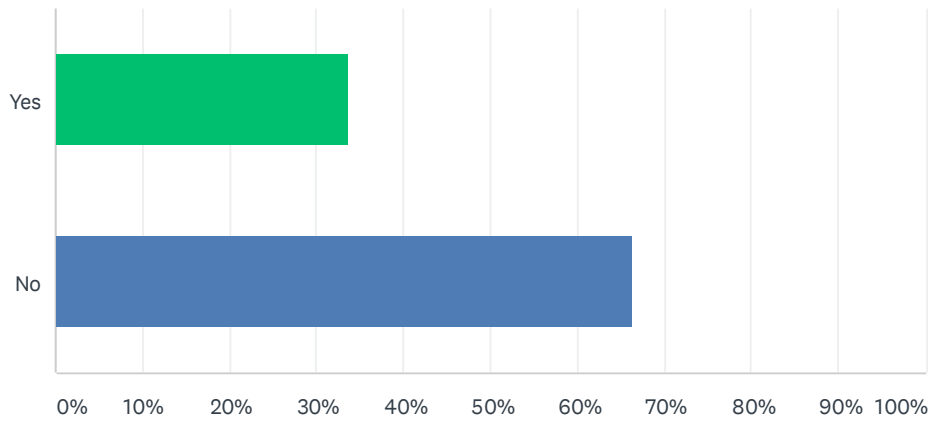
Answered: 360 Skipped: 0



ANSWER CHOICES	RESPONSES	
Yes	31.11%	112
Somewhat	46.11%	166
No	13.33%	48
Unsure	9.44%	34
TOTAL		360

Q20 Have you experienced any technology issues that have prevented your child from accessing their class or learning tools for a period of time?

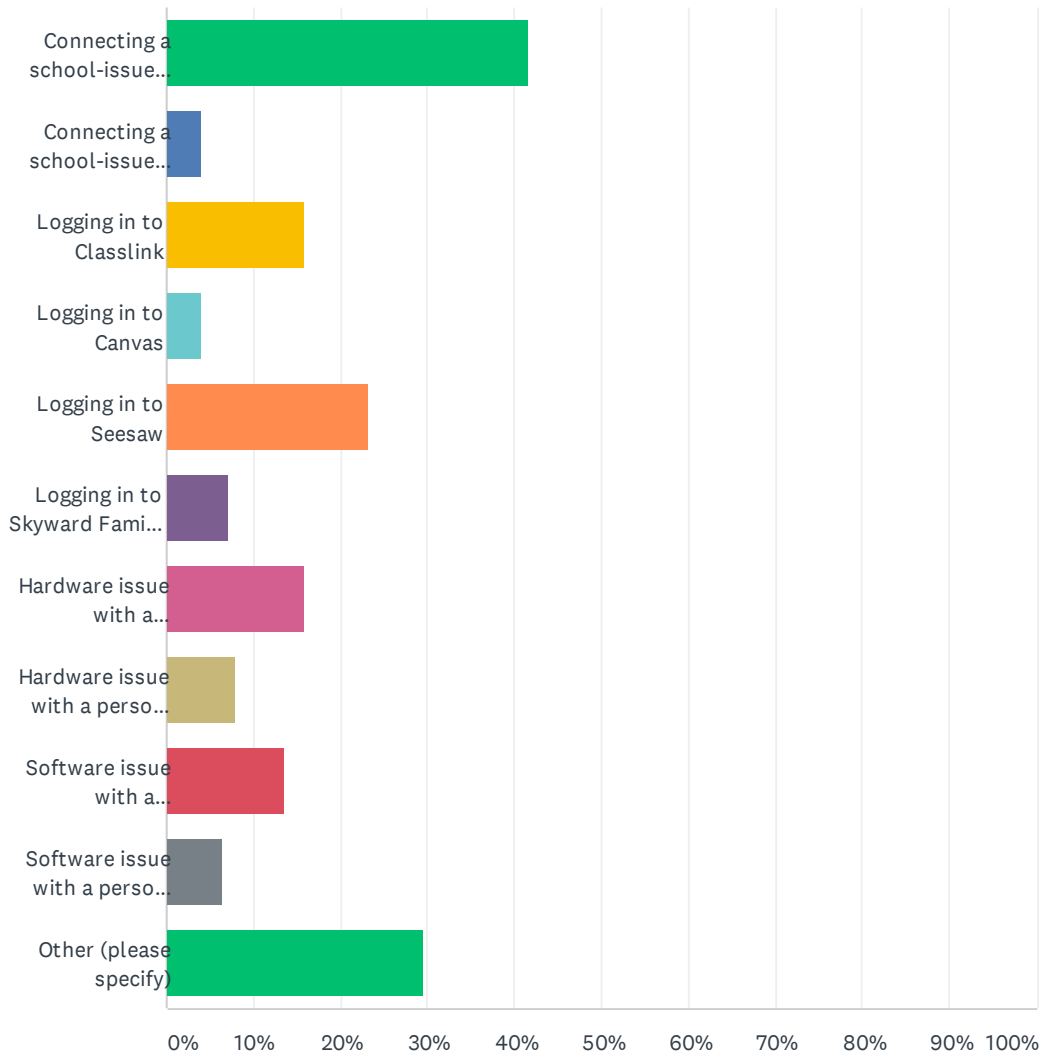
Answered: 360 Skipped: 0



ANSWER CHOICES	RESPONSES	
Yes	33.61%	121
No	66.39%	239
TOTAL		360

Q21 If you answered YES to the previous question, please indicate the type/s of technology issues you or your child has experienced: (select all that apply)

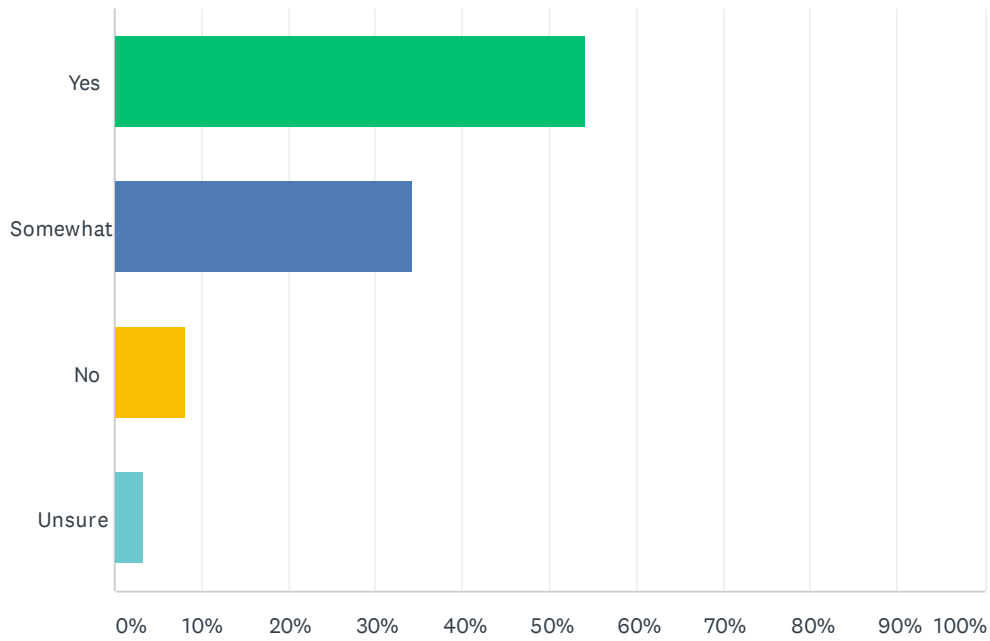
Answered: 125 Skipped: 235



ANSWER CHOICES	RESPONSES	
Connecting a school-issued Chromebook/iPad to home internet	41.60%	52
Connecting a school-issued Chromebook/iPad to a school-issued wifi hotspot	4.00%	5
Logging in to Classlink	16.00%	20
Logging in to Canvas	4.00%	5
Logging in to Seesaw	23.20%	29
Logging in to Skyward Family Access	7.20%	9
Hardware issue with a school-issued Chromebook/iPad	16.00%	20
Hardware issue with a personal computer/device owned by the student or family	8.00%	10
Software issue with a school-issued Chromebook/iPad	13.60%	17
Software issue with a personal computer/device owned by the student or family	6.40%	8
Other (please specify)	29.60%	37
Total Respondents: 125		

Q22 As a parent/guardian, I am provided enough information to support my child with remote learning:

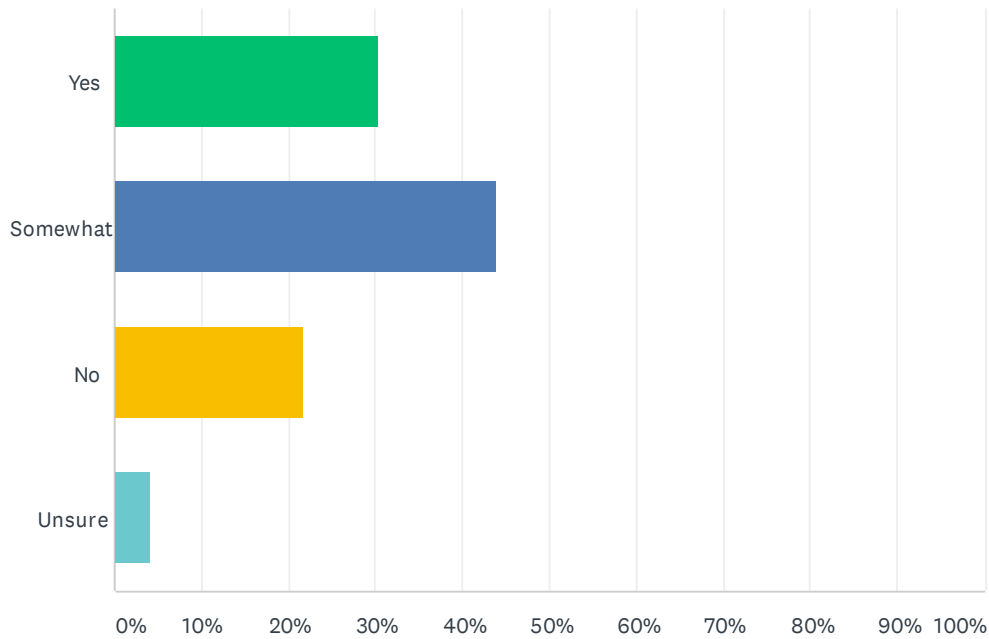
Answered: 358 Skipped: 2



ANSWER CHOICES	RESPONSES	
Yes	54.19%	194
Somewhat	34.36%	123
No	8.10%	29
Unsure	3.35%	12
TOTAL		358

Q23 Do you feel your child’s social and emotional needs are being supported by their school during this period of remote learning?

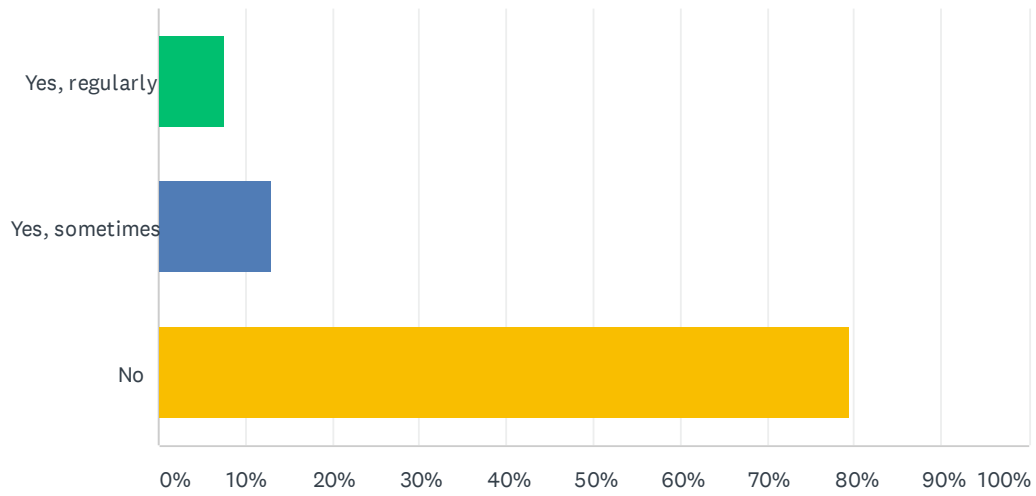
Answered: 360 Skipped: 0



ANSWER CHOICES	RESPONSES	
Yes	30.28%	109
Somewhat	43.89%	158
No	21.67%	78
Unsure	4.17%	15
TOTAL		360

Q24 Has your family accessed school meals during remote learning this fall?

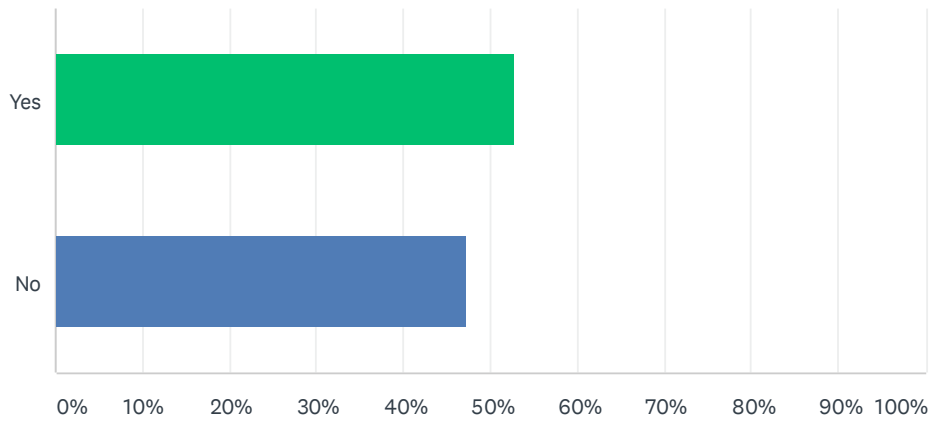
Answered: 360 Skipped: 0



ANSWER CHOICES	RESPONSES
Yes, regularly	7.50% 27
Yes, sometimes	13.06% 47
No	79.44% 286
TOTAL	360

Q25 Did you attend or watch a recording of one of our Family Academy webinars at the beginning of the school year?

Answered: 359 Skipped: 1



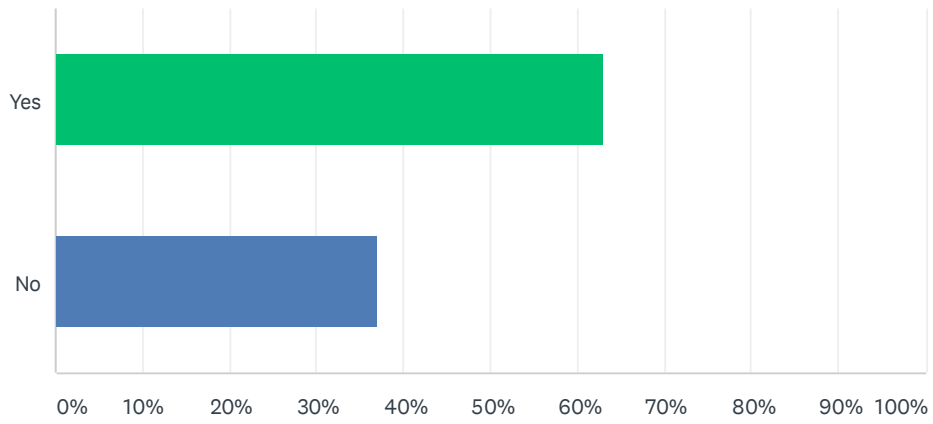
ANSWER CHOICES	RESPONSES	
Yes	52.65%	189
No	47.35%	170
TOTAL		359

Q26 If there is a topic you would like to see covered at a future Family Academy, please include it here.

Answered: 36 Skipped: 324

Q27 Have you accessed the Remote Learning Resources webpage on your school or district website?

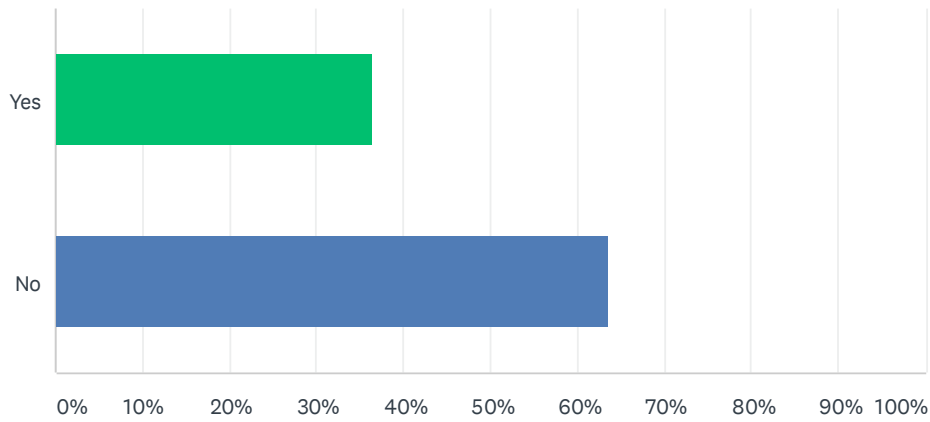
Answered: 360 Skipped: 0



ANSWER CHOICES	RESPONSES	
Yes	63.06%	227
No	36.94%	133
TOTAL		360

Q28 Have you contacted your school regarding any needs your family may have?

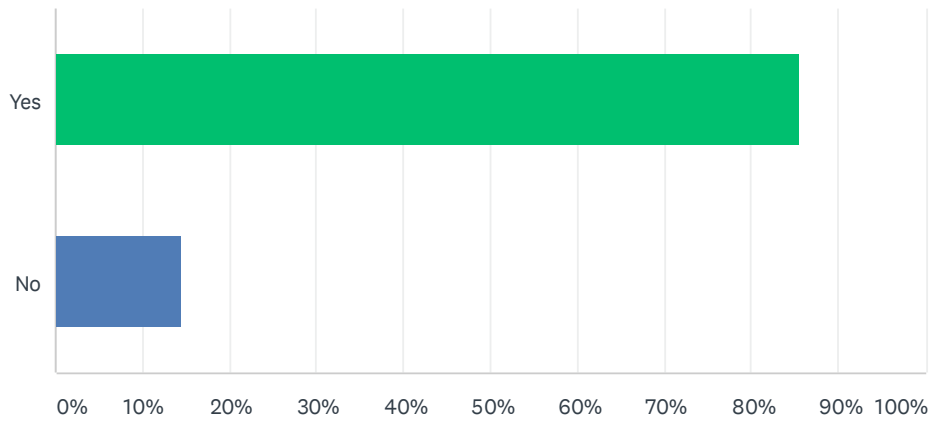
Answered: 358 Skipped: 2



ANSWER CHOICES	RESPONSES	
Yes	36.31%	130
No	63.69%	228
TOTAL		358

Q29 Do you know who to contact at your school if you need resources or support?

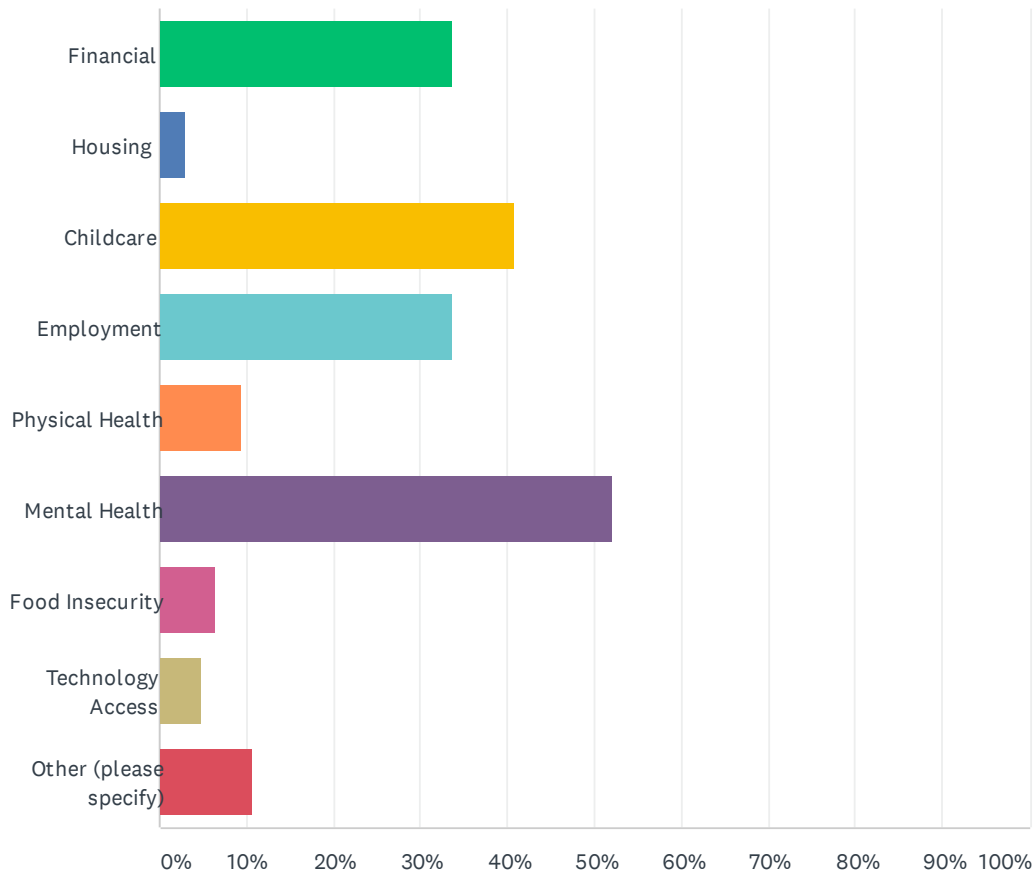
Answered: 359 Skipped: 1



ANSWER CHOICES	RESPONSES	
Yes	85.52%	307
No	14.48%	52
TOTAL		359

Q30 If your family is currently experiencing hardship due to the COVID-19 pandemic, what are those challenges? (select all that apply)

Answered: 169 Skipped: 191



ANSWER CHOICES	RESPONSES	
Financial	33.73%	57
Housing	2.96%	5
Childcare	40.83%	69
Employment	33.73%	57
Physical Health	9.47%	16
Mental Health	52.07%	88
Food Insecurity	6.51%	11
Technology Access	4.73%	8
Other (please specify)	10.65%	18
Total Respondents: 169		