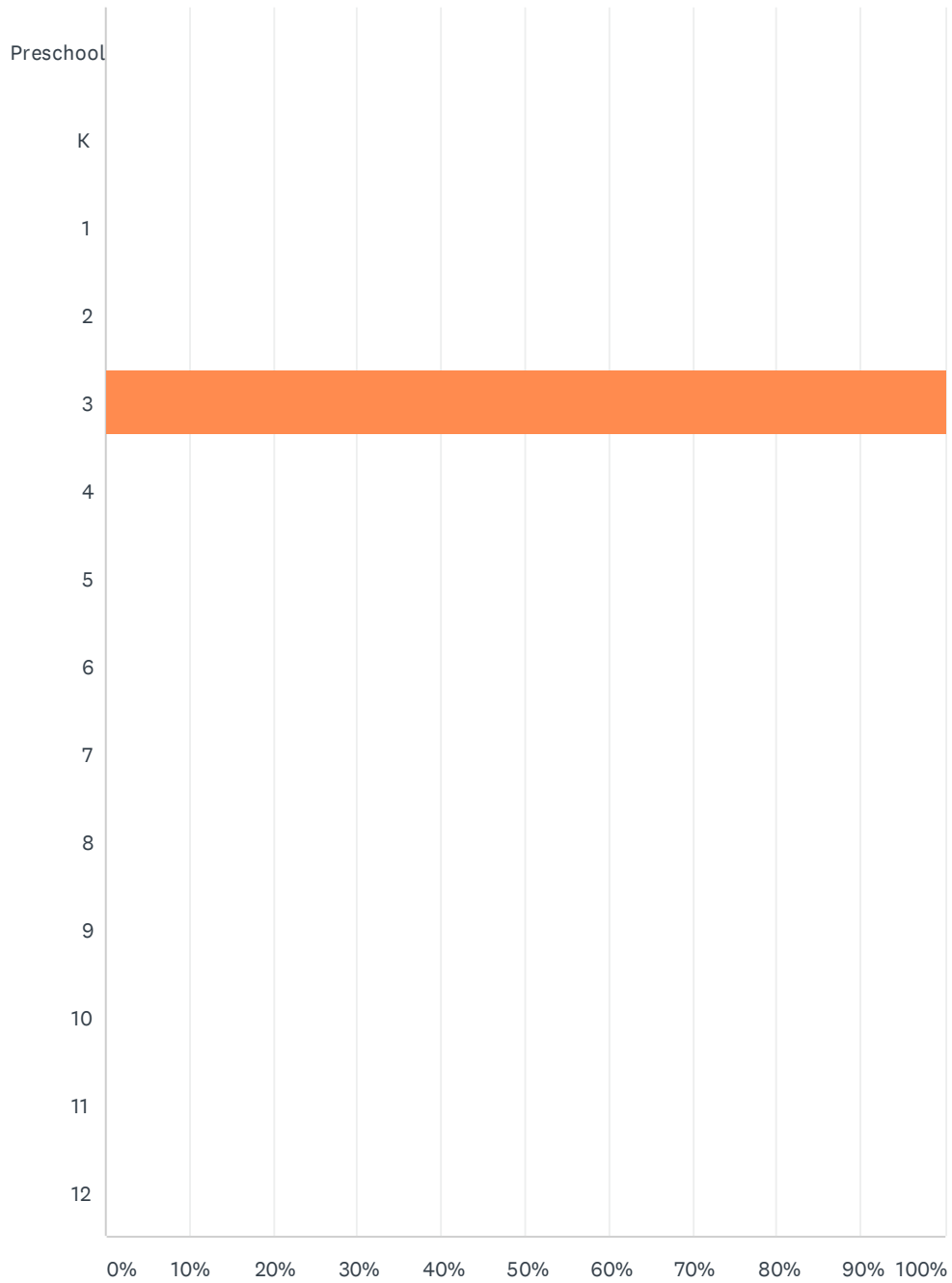


# Q1 Please select your child's grade level:

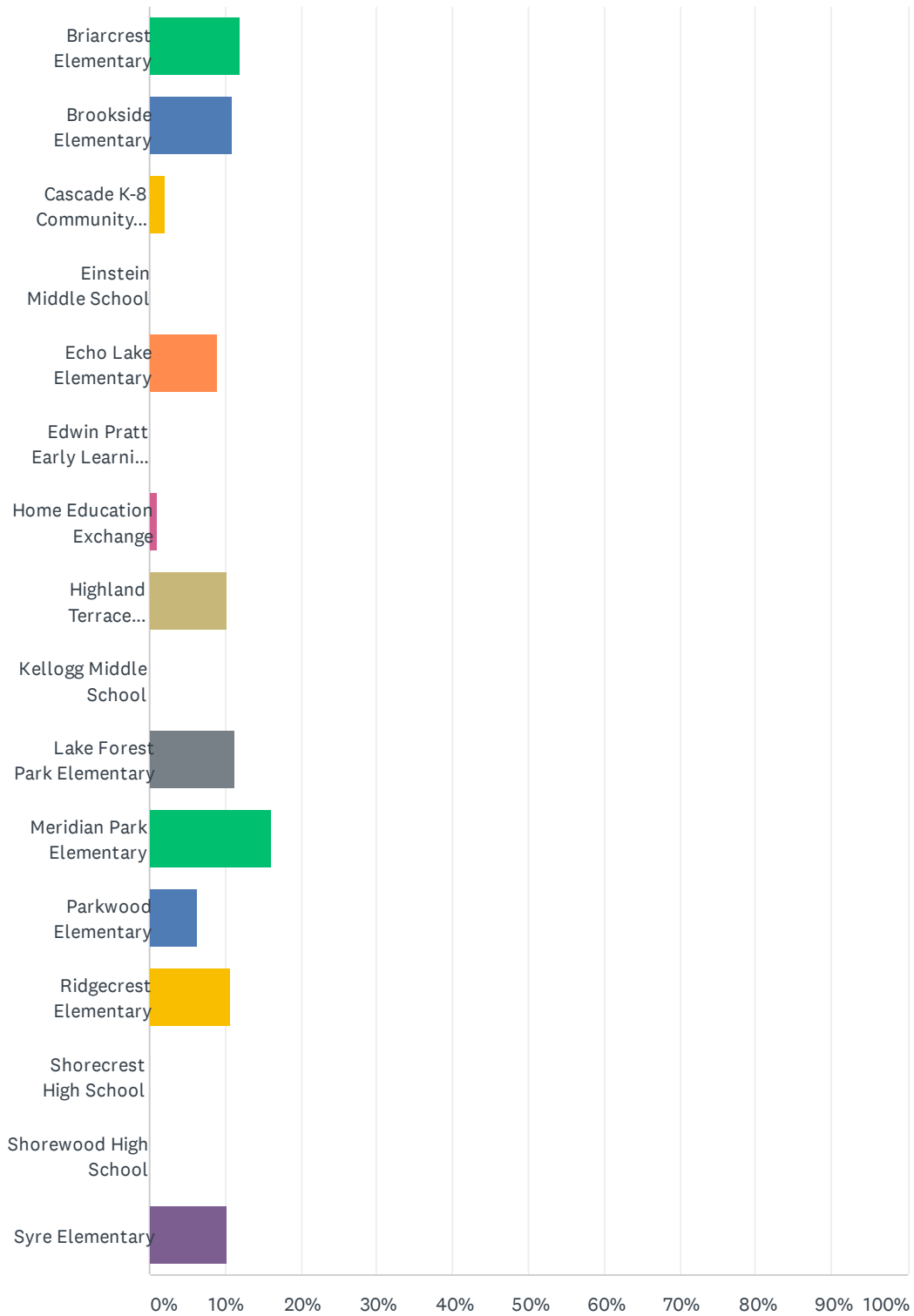
Answered: 378 Skipped: 0



ANSWER CHOICES	RESPONSES	
Preschool	0.00%	0
K	0.00%	0
1	0.00%	0
2	0.00%	0
3	100.00%	378
4	0.00%	0
5	0.00%	0
6	0.00%	0
7	0.00%	0
8	0.00%	0
9	0.00%	0
10	0.00%	0
11	0.00%	0
12	0.00%	0
TOTAL		378

## Q2 Which school does your child attend?

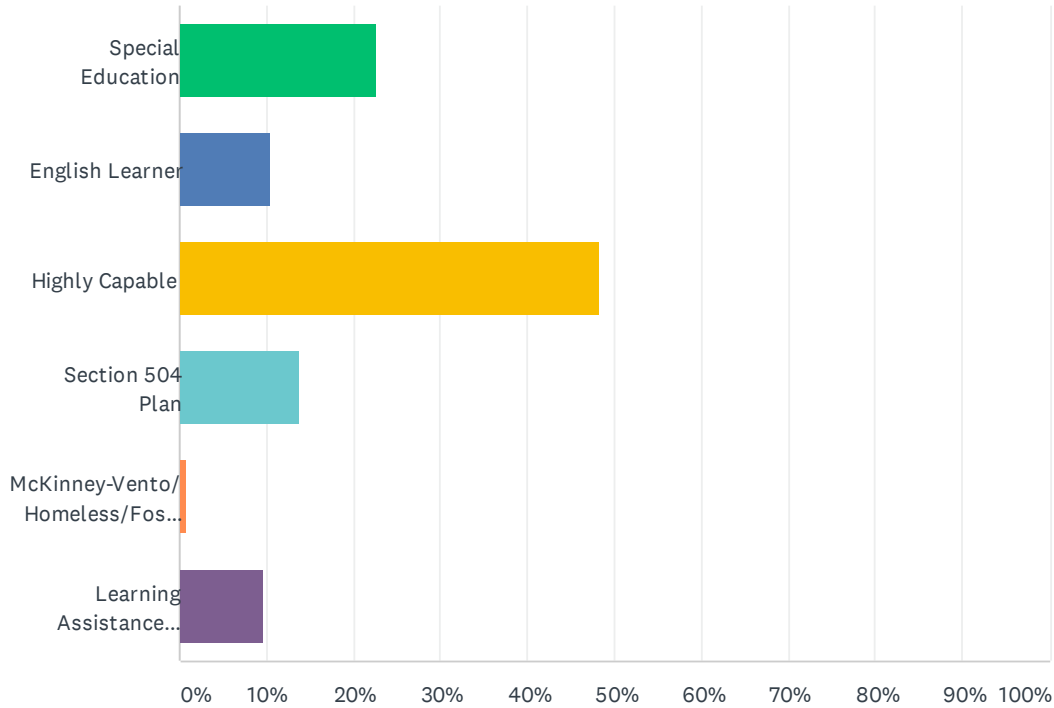
Answered: 378 Skipped: 0



ANSWER CHOICES	RESPONSES	
Briarcrest Elementary	11.90%	45
Brookside Elementary	10.85%	41
Cascade K-8 Community School	2.12%	8
Einstein Middle School	0.00%	0
Echo Lake Elementary	8.99%	34
Edwin Pratt Early Learning Center	0.00%	0
Home Education Exchange	1.06%	4
Highland Terrace Elementary	10.32%	39
Kellogg Middle School	0.00%	0
Lake Forest Park Elementary	11.38%	43
Meridian Park Elementary	16.14%	61
Parkwood Elementary	6.35%	24
Ridgecrest Elementary	10.58%	40
Shorecrest High School	0.00%	0
Shorewood High School	0.00%	0
Syre Elementary	10.32%	39
<b>TOTAL</b>		<b>378</b>

### Q3 If your child is in a special program, please select all that apply.

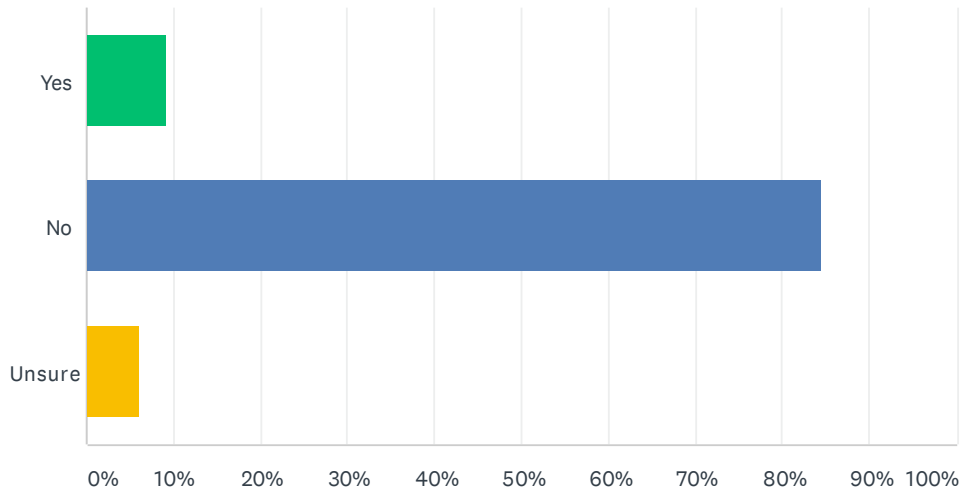
Answered: 124 Skipped: 254



ANSWER CHOICES	RESPONSES	
Special Education	22.58%	28
English Learner	10.48%	13
Highly Capable	48.39%	60
Section 504 Plan	13.71%	17
McKinney-Vento/Homeless/Foster Care	0.81%	1
Learning Assistance Program/Title I	9.68%	12
Total Respondents: 124		

### Q4 Does your child qualify for free or reduced-price school meals?

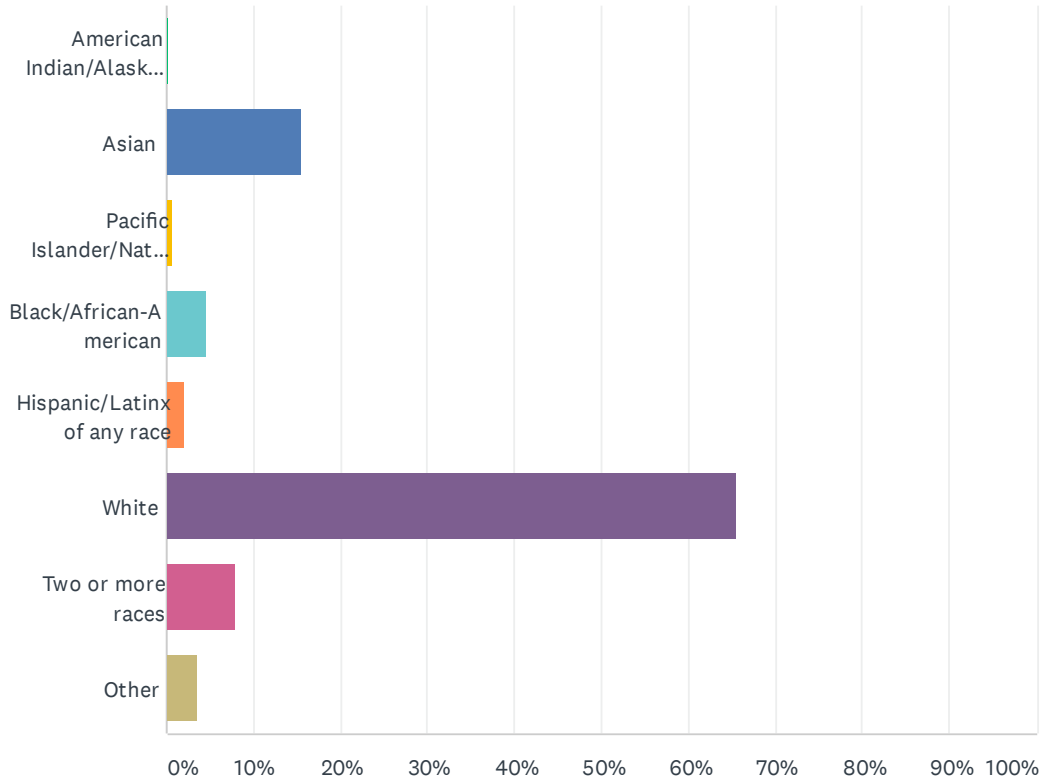
Answered: 376 Skipped: 2



ANSWER CHOICES	RESPONSES
Yes	9.31% 35
No	84.57% 318
Unsure	6.12% 23
TOTAL	376

### Q5 What is your race/ethnic origin?

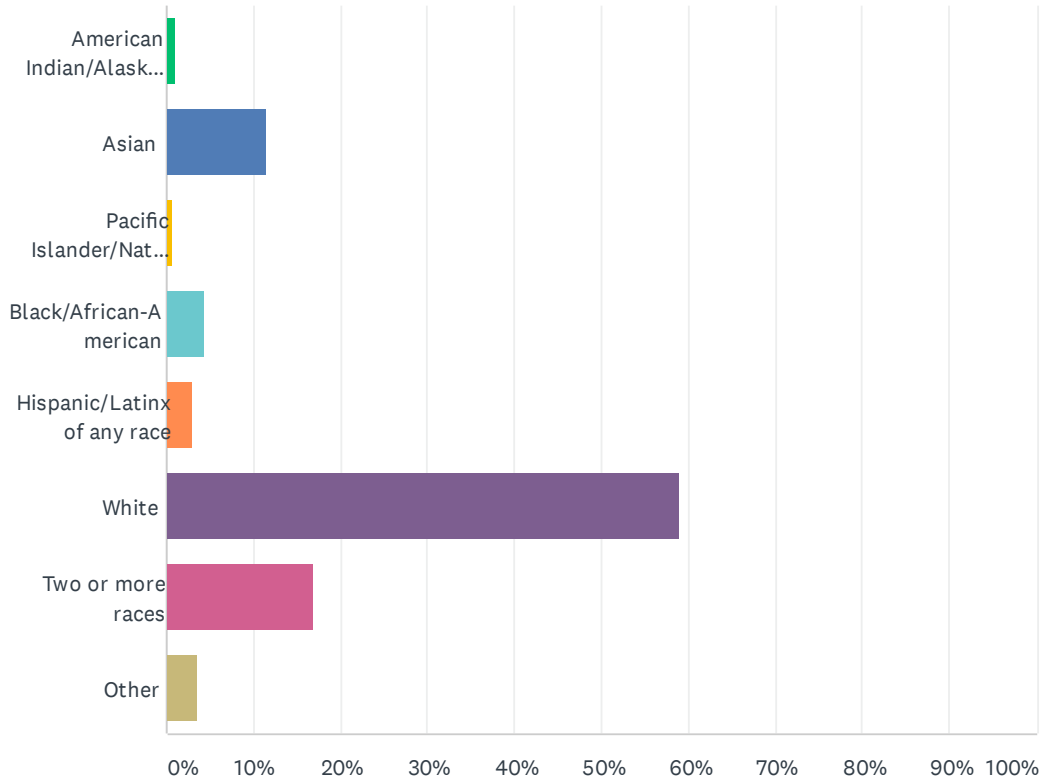
Answered: 367 Skipped: 11



ANSWER CHOICES	RESPONSES
American Indian/Alaskan Native	0.27% 1
Asian	15.53% 57
Pacific Islander/Native Hawaiian	0.54% 2
Black/African-American	4.63% 17
Hispanic/Latinx of any race	2.18% 8
White	65.40% 240
Two or more races	7.90% 29
Other	3.54% 13
<b>TOTAL</b>	<b>367</b>

## Q6 What is your child's race/ethnic origin?

Answered: 366 Skipped: 12

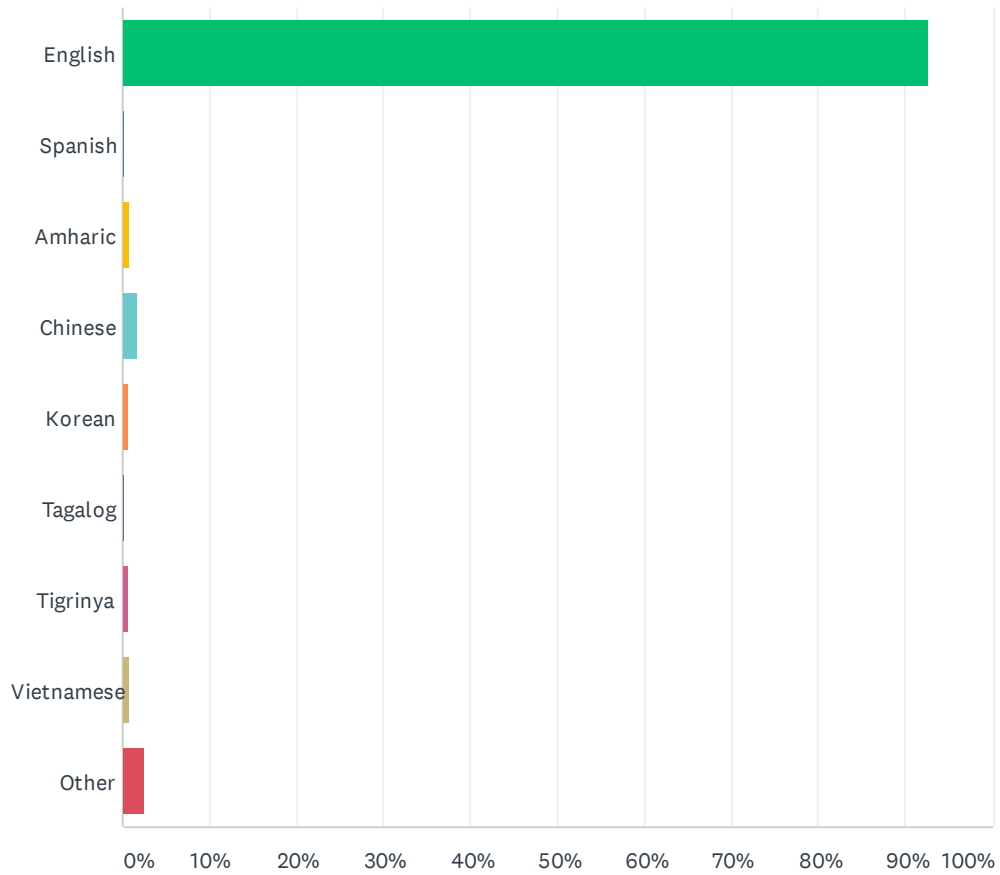


ANSWER CHOICES	RESPONSES
American Indian/Alaskan Native	1.09% 4
Asian	11.48% 42
Pacific Islander/Native Hawaiian	0.55% 2
Black/African-American	4.37% 16
Hispanic/Latinx of any race	3.01% 11
White	59.02% 216
Two or more races	16.94% 62
Other	3.55% 13
<b>TOTAL</b>	<b>366</b>



### Q7 What is your primary home language?

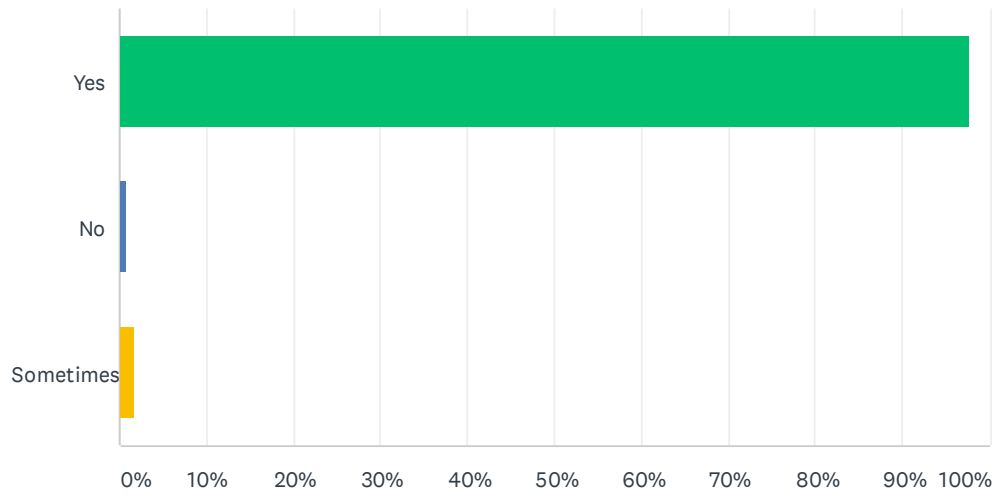
Answered: 373 Skipped: 5



ANSWER CHOICES	RESPONSES	
English	92.76%	346
Spanish	0.27%	1
Amharic	0.80%	3
Chinese	1.61%	6
Korean	0.54%	2
Tagalog	0.27%	1
Tigrinya	0.54%	2
Vietnamese	0.80%	3
Other	2.41%	9
<b>TOTAL</b>		<b>373</b>

### Q8 Do you receive information from your child’s school and the school district in a language you understand?

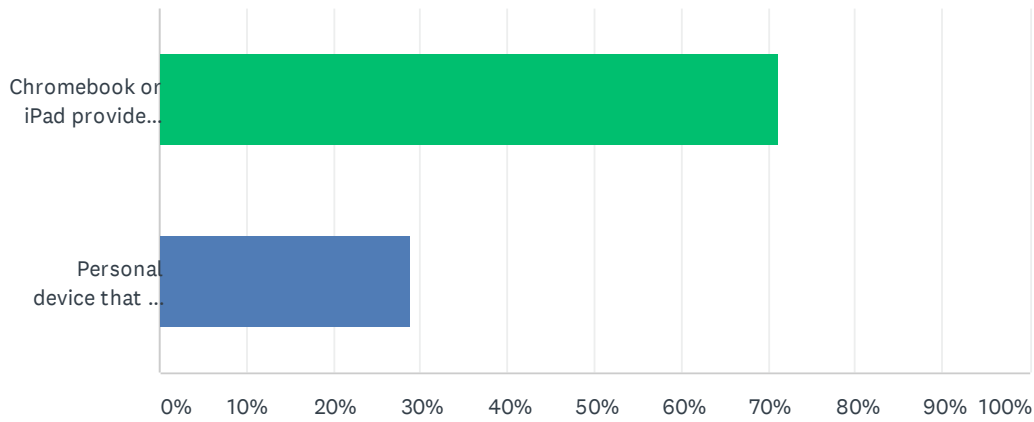
Answered: 377 Skipped: 1



ANSWER CHOICES	RESPONSES	
Yes	97.61%	368
No	0.80%	3
Sometimes	1.59%	6
TOTAL		377

## Q9 Is your child using a school-issued or personal Chromebook or iPad for remote learning?

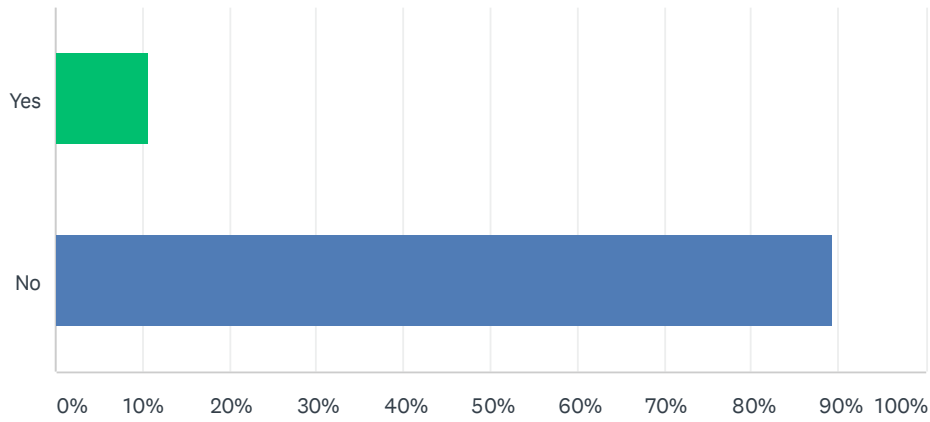
Answered: 377 Skipped: 1



ANSWER CHOICES	RESPONSES	
Chromebook or iPad provided by their school/district	71.09%	268
Personal device that we own	28.91%	109
TOTAL		377

### Q10 Did you check out a WiFi hotspot from your school or district?

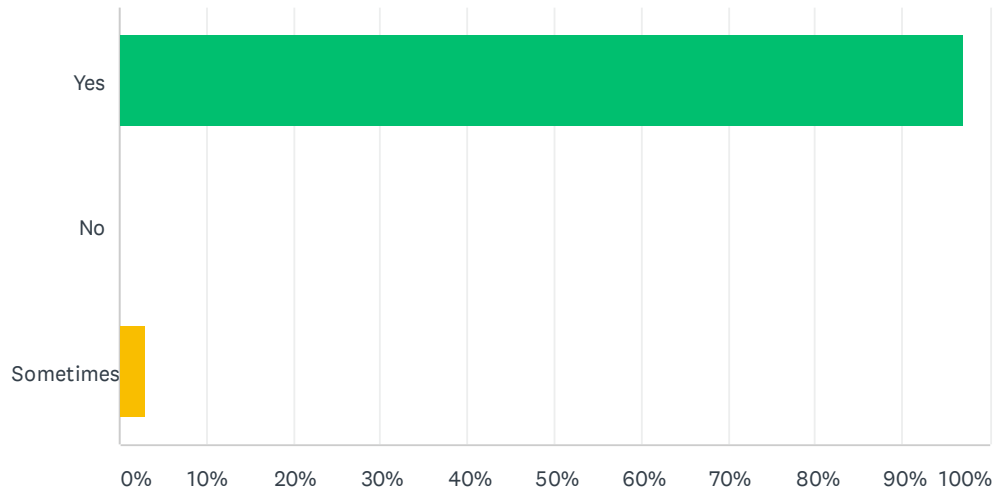
Answered: 377 Skipped: 1



ANSWER CHOICES	RESPONSES
Yes	10.61% 40
No	89.39% 337
TOTAL	377

# Q11 Is your child currently able to access the internet for remote learning?

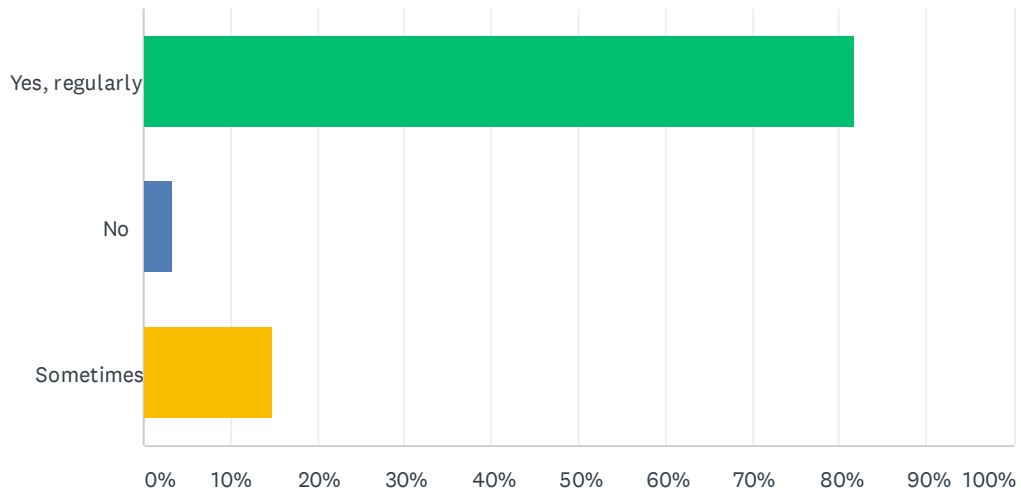
Answered: 378 Skipped: 0



ANSWER CHOICES	RESPONSES	
Yes	97.09%	367
No	0.00%	0
Sometimes	2.91%	11
<b>TOTAL</b>		<b>378</b>

## Q12 Do you use the parent/guardian Canvas or Seesaw app or website to monitor/support your child’s schoolwork?

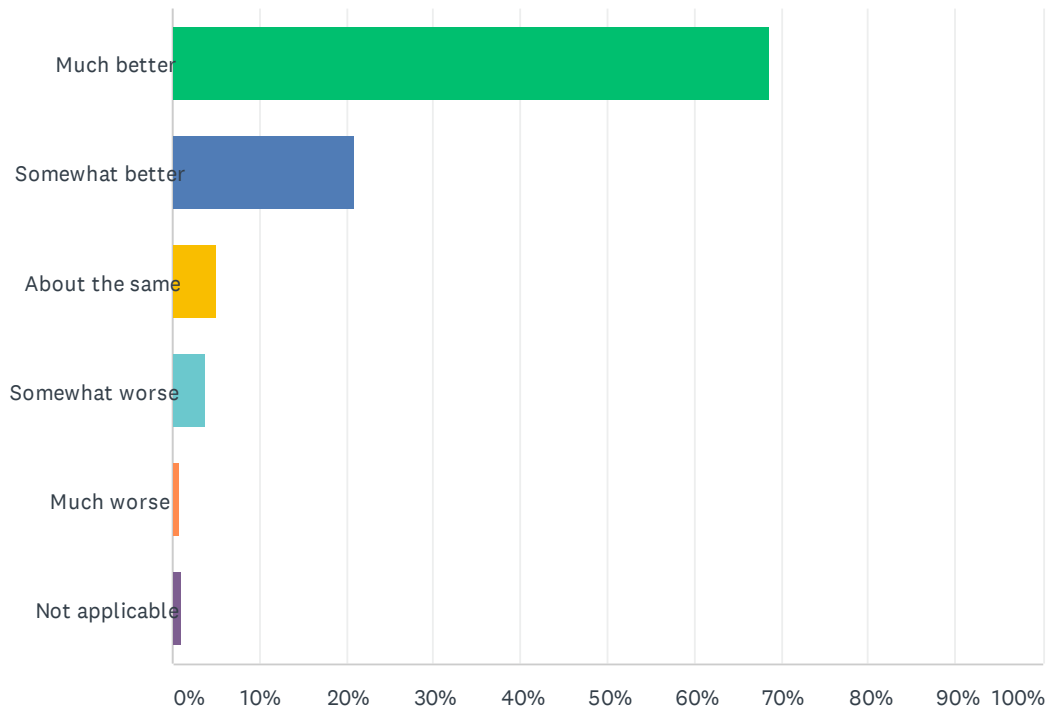
Answered: 378 Skipped: 0



ANSWER CHOICES	RESPONSES	
Yes, regularly	81.75%	309
No	3.44%	13
Sometimes	14.81%	56
TOTAL		378

### Q13 Compared to your child’s remote learning experience in the spring, your child’s learning experience this fall has been:

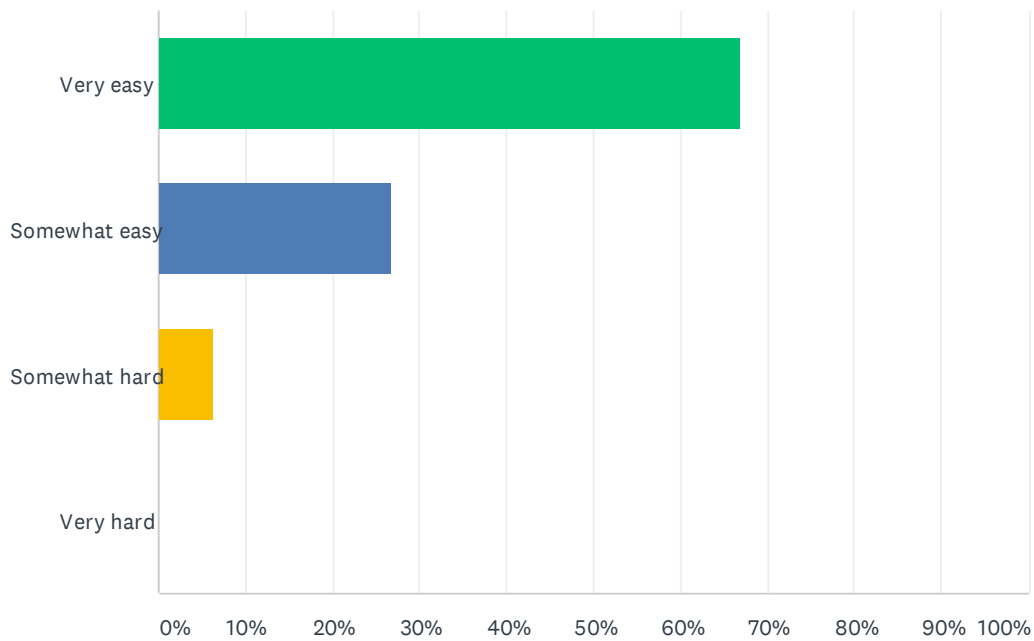
Answered: 378 Skipped: 0



ANSWER CHOICES	RESPONSES	
Much better	68.52%	259
Somewhat better	20.90%	79
About the same	5.03%	19
Somewhat worse	3.70%	14
Much worse	0.79%	3
Not applicable	1.06%	4
<b>TOTAL</b>		<b>378</b>

### Q14 How easy or hard has it been for your child to find their class links, such as ClassLink, Canvas, Seesaw or Zoom?

Answered: 377 Skipped: 1

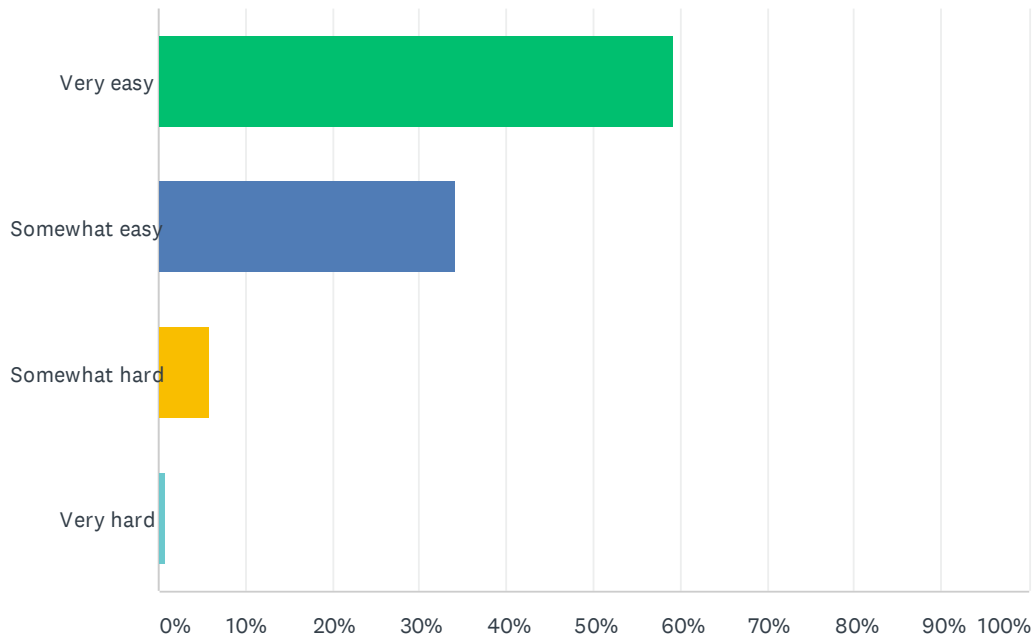


ANSWER CHOICES	RESPONSES	
Very easy	66.84%	252
Somewhat easy	26.79%	101
Somewhat hard	6.37%	24
Very hard	0.00%	0
<b>TOTAL</b>		<b>377</b>



## Q15 How easy or hard has it been for your child to find their class assignments?

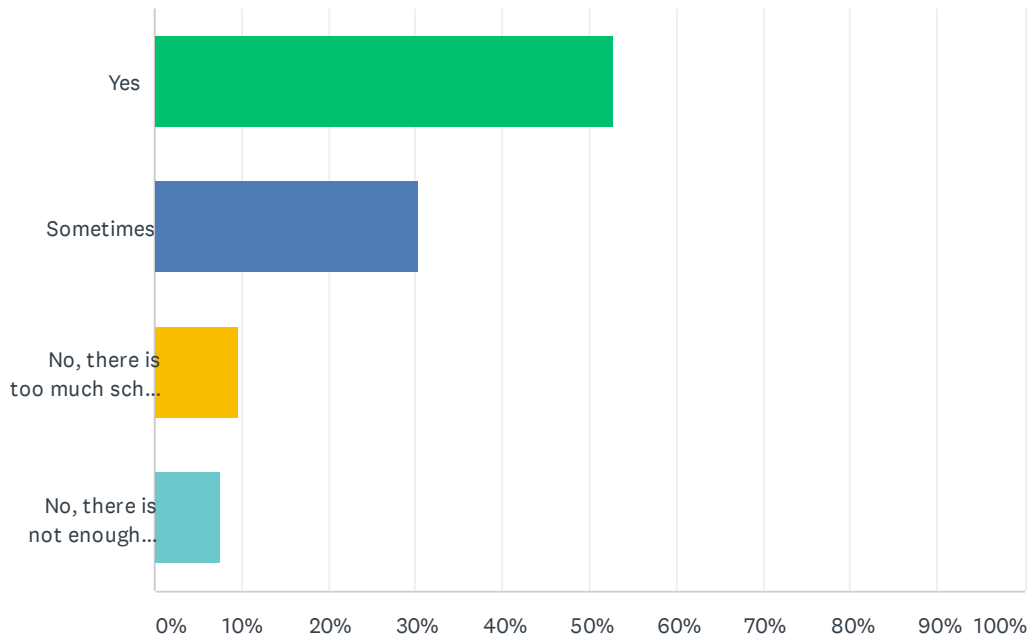
Answered: 378 Skipped: 0



ANSWER CHOICES	RESPONSES	
Very easy	59.26%	224
Somewhat easy	34.13%	129
Somewhat hard	5.82%	22
Very hard	0.79%	3
<b>TOTAL</b>		<b>378</b>

### Q16 Do you feel your child has an appropriate level of school work in the current remote learning model?

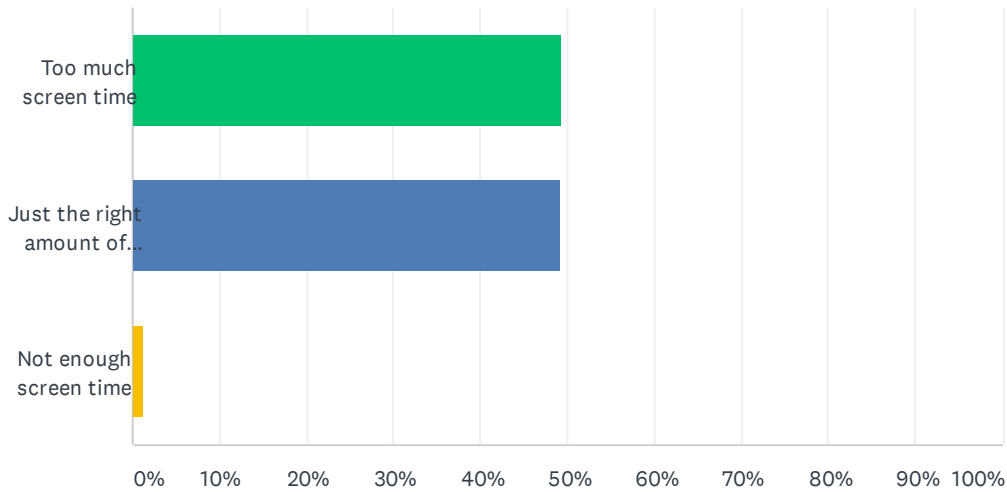
Answered: 376 Skipped: 2



ANSWER CHOICES	RESPONSES	
Yes	52.66%	198
Sometimes	30.32%	114
No, there is too much school work	9.57%	36
No, there is not enough school work	7.45%	28
<b>TOTAL</b>		<b>376</b>

### Q17 My child's remote learning schedule requires:

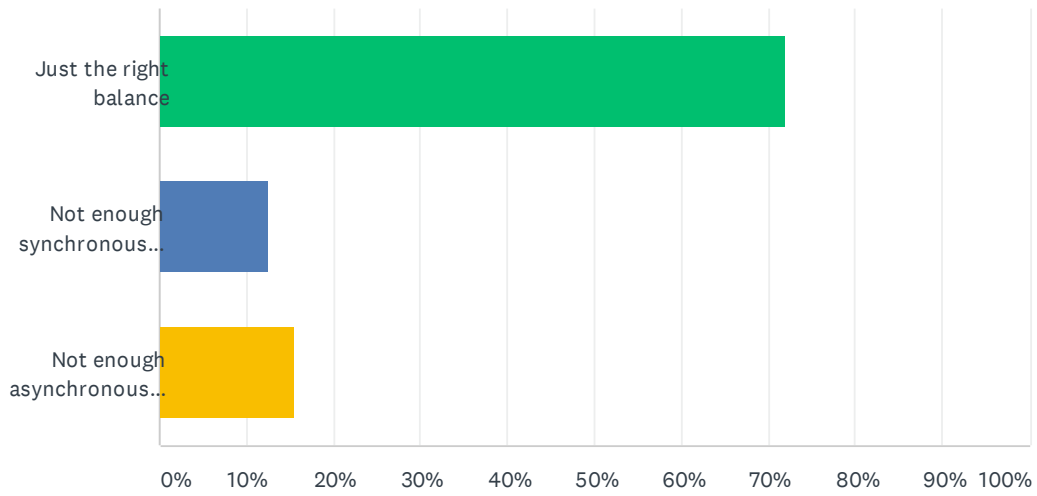
Answered: 376 Skipped: 2



ANSWER CHOICES	RESPONSES	
Too much screen time	49.47%	186
Just the right amount of screen time	49.20%	185
Not enough screen time	1.33%	5
TOTAL		376

### Q18 I feel my child’s mix of synchronous (teacher-led) and asynchronous (teacher-directed) time is:

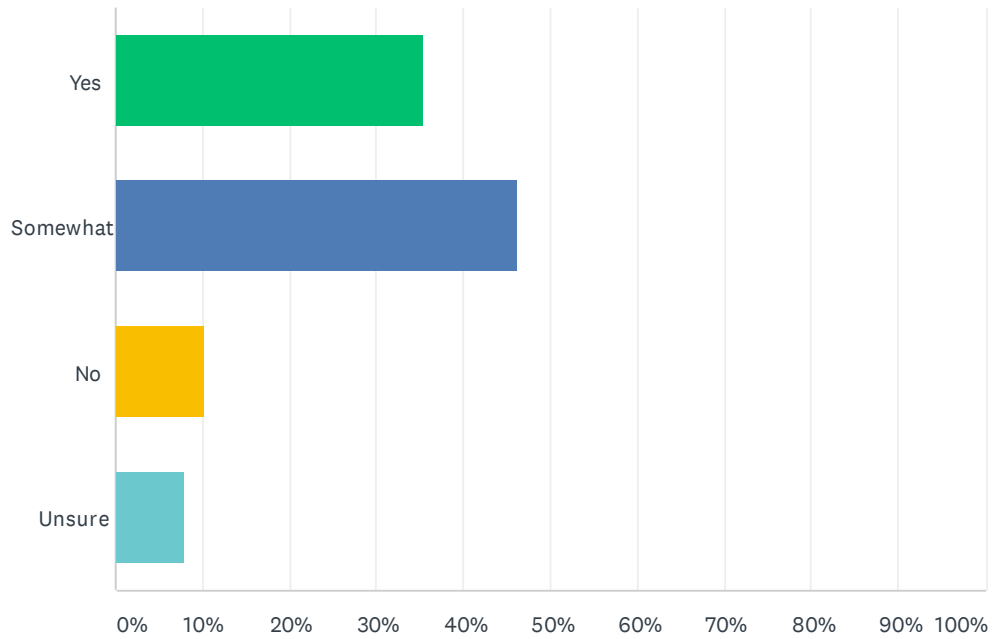
Answered: 368 Skipped: 10



ANSWER CHOICES	RESPONSES	
Just the right balance	72.01%	265
Not enough synchronous time	12.50%	46
Not enough asynchronous time	15.49%	57
TOTAL		368

### Q19 I feel my child is progressing in their learning:

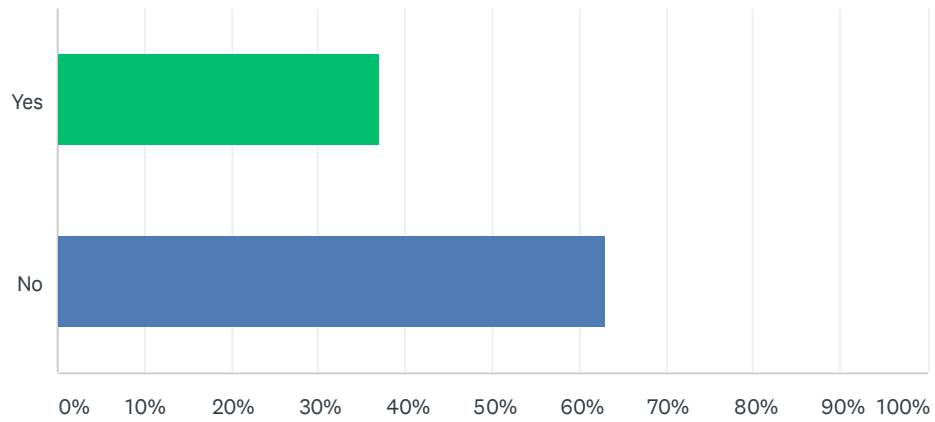
Answered: 378 Skipped: 0



ANSWER CHOICES	RESPONSES	
Yes	35.45%	134
Somewhat	46.30%	175
No	10.32%	39
Unsure	7.94%	30
<b>TOTAL</b>		<b>378</b>

## Q20 Have you experienced any technology issues that have prevented your child from accessing their class or learning tools for a period of time?

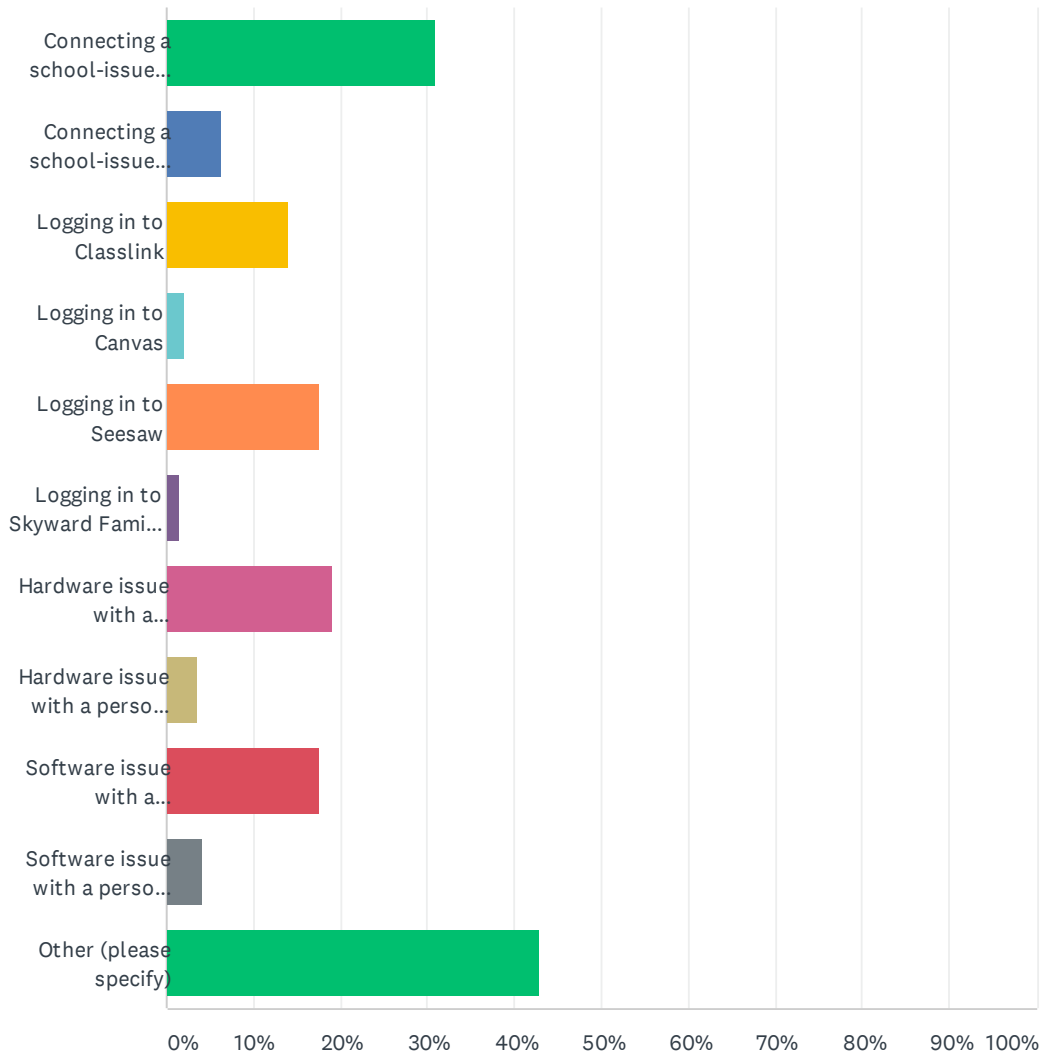
Answered: 378 Skipped: 0



ANSWER CHOICES	RESPONSES	
Yes	37.04%	140
No	62.96%	238
TOTAL		378

### Q21 If you answered YES to the previous question, please indicate the type/s of technology issues you or your child has experienced: (select all that apply)

Answered: 142 Skipped: 236

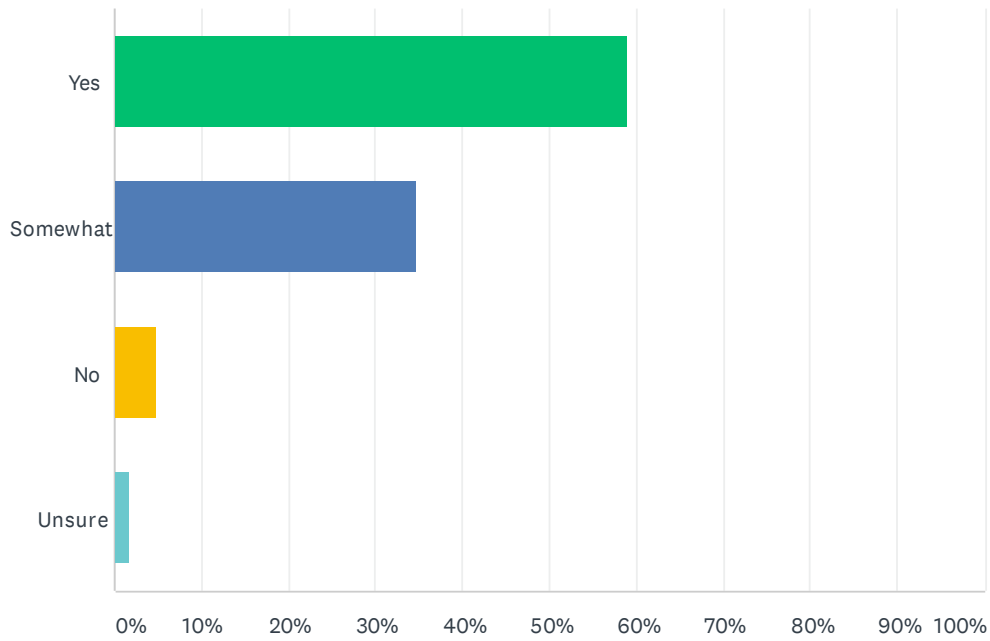


ANSWER CHOICES	RESPONSES	
Connecting a school-issued Chromebook/iPad to home internet	30.99%	44
Connecting a school-issued Chromebook/iPad to a school-issued wifi hotspot	6.34%	9
Logging in to Classlink	14.08%	20
Logging in to Canvas	2.11%	3
Logging in to Seesaw	17.61%	25
Logging in to Skyward Family Access	1.41%	2
Hardware issue with a school-issued Chromebook/iPad	19.01%	27
Hardware issue with a personal computer/device owned by the student or family	3.52%	5
Software issue with a school-issued Chromebook/iPad	17.61%	25
Software issue with a personal computer/device owned by the student or family	4.23%	6
Other (please specify)	42.96%	61
Total Respondents: 142		



## Q22 As a parent/guardian, I am provided enough information to support my child with remote learning:

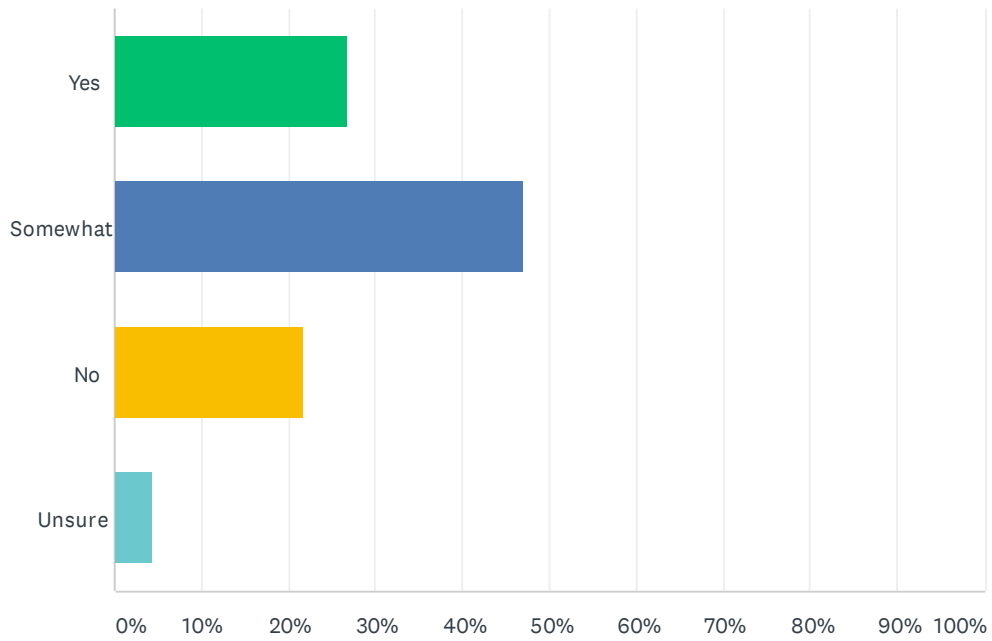
Answered: 378 Skipped: 0



ANSWER CHOICES	RESPONSES	
Yes	58.99%	223
Somewhat	34.66%	131
No	4.76%	18
Unsure	1.59%	6
<b>TOTAL</b>		<b>378</b>

## Q23 Do you feel your child’s social and emotional needs are being supported by their school during this period of remote learning?

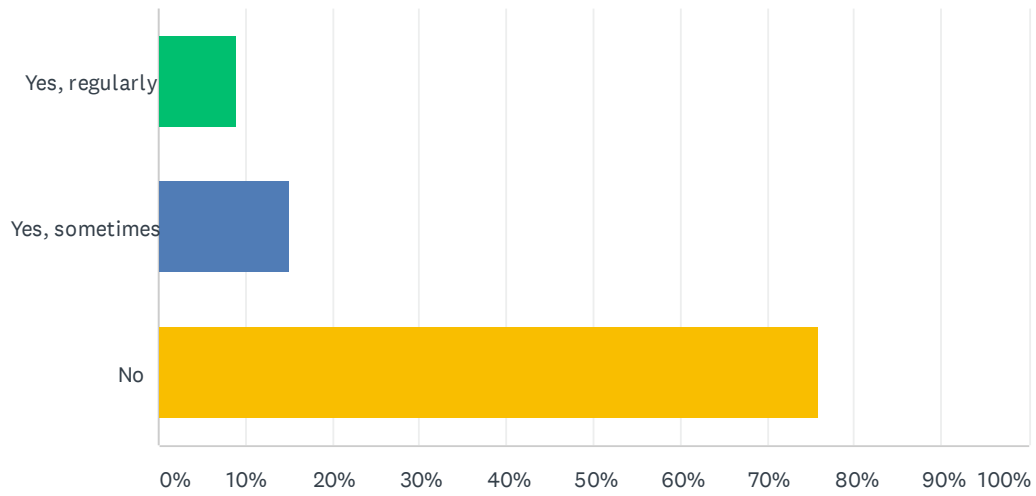
Answered: 378 Skipped: 0



ANSWER CHOICES	RESPONSES	
Yes	26.72%	101
Somewhat	47.09%	178
No	21.69%	82
Unsure	4.50%	17
<b>TOTAL</b>		<b>378</b>

## Q24 Has your family accessed school meals during remote learning this fall?

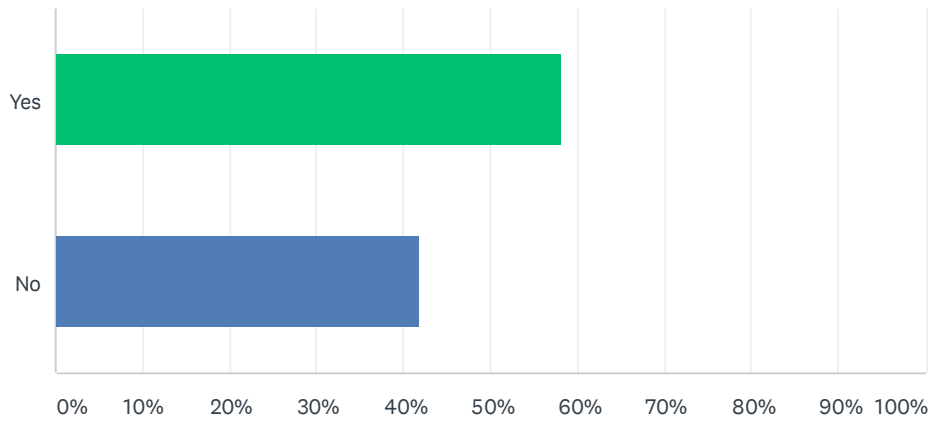
Answered: 377 Skipped: 1



ANSWER CHOICES		RESPONSES	
Yes, regularly		9.02%	34
Yes, sometimes		15.12%	57
No		75.86%	286
TOTAL			377

### Q25 Did you attend or watch a recording of one of our Family Academy webinars at the beginning of the school year?

Answered: 377 Skipped: 1



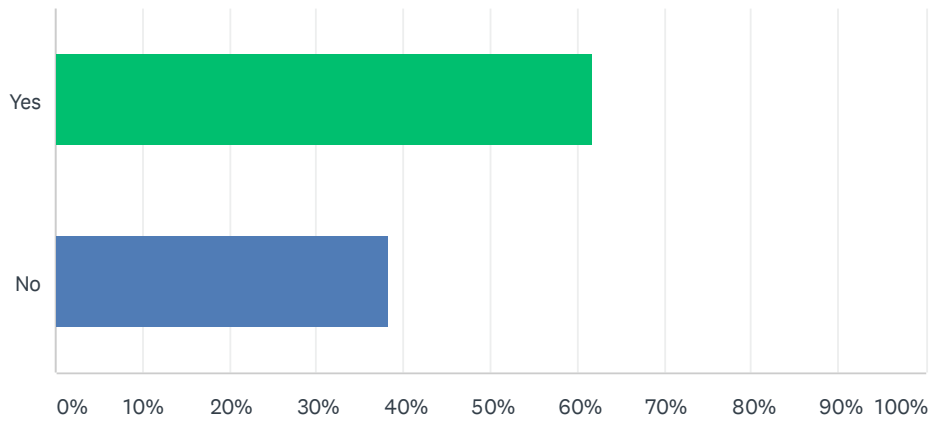
ANSWER CHOICES	RESPONSES	
Yes	58.09%	219
No	41.91%	158
TOTAL		377

**Q26 If there is a topic you would like to see covered at a future Family Academy, please include it here.**

Answered: 42 Skipped: 336

## Q27 Have you accessed the Remote Learning Resources webpage on your school or district website?

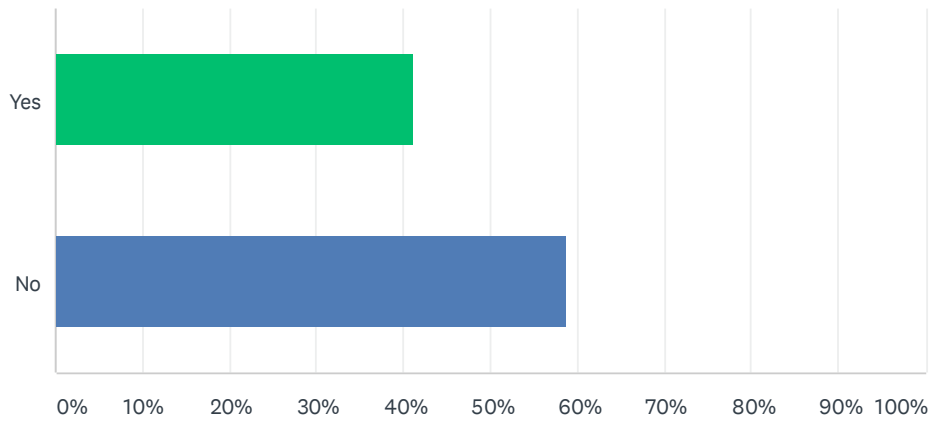
Answered: 377 Skipped: 1



ANSWER CHOICES	RESPONSES	
Yes	61.80%	233
No	38.20%	144
TOTAL		377

# Q28 Have you contacted your school regarding any needs your family may have?

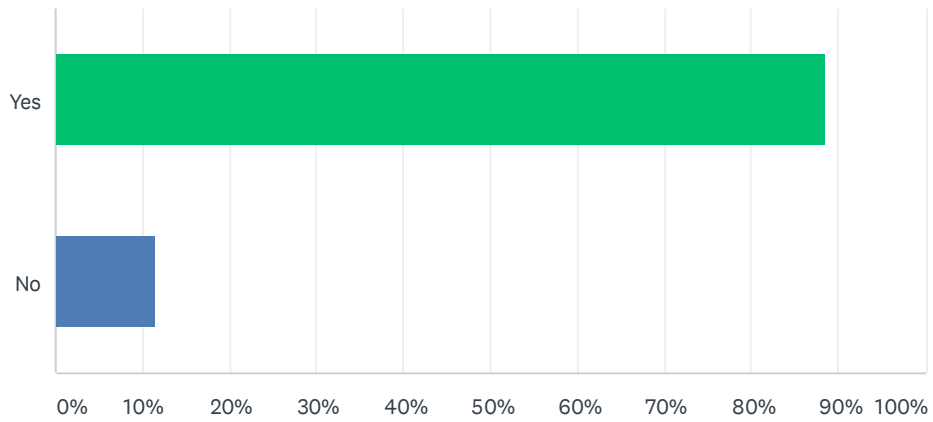
Answered: 378 Skipped: 0



ANSWER CHOICES	RESPONSES	
Yes	41.27%	156
No	58.73%	222
TOTAL		378

## Q29 Do you know who to contact at your school if you need resources or support?

Answered: 375 Skipped: 3

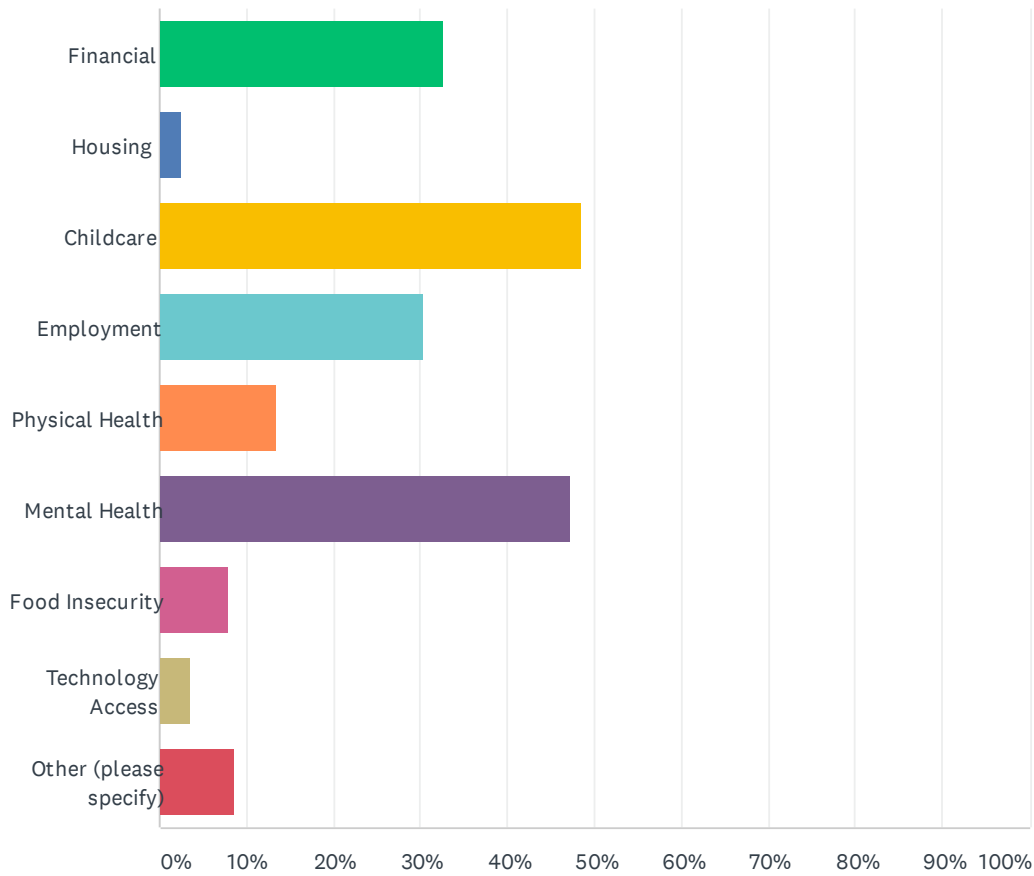


ANSWER CHOICES	RESPONSES	
Yes	88.53%	332
No	11.47%	43
TOTAL		375



### Q30 If your family is currently experiencing hardship due to the COVID-19 pandemic, what are those challenges? (select all that apply)

Answered: 165 Skipped: 213



ANSWER CHOICES	RESPONSES	
Financial	32.73%	54
Housing	2.42%	4
Childcare	48.48%	80
Employment	30.30%	50
Physical Health	13.33%	22
Mental Health	47.27%	78
Food Insecurity	7.88%	13
Technology Access	3.64%	6
Other (please specify)	8.48%	14
Total Respondents: 165		