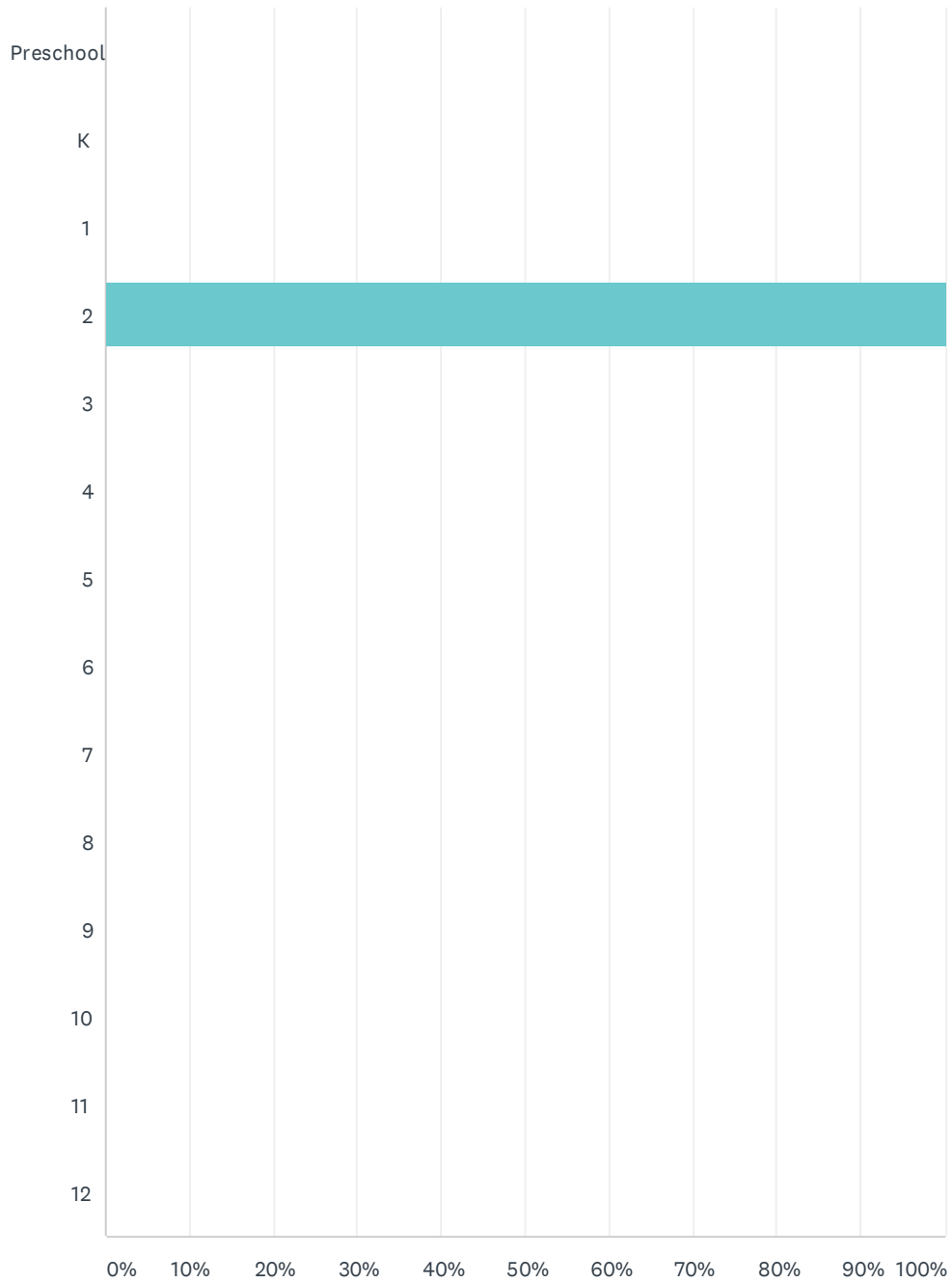


# Q1 Please select your child's grade level:

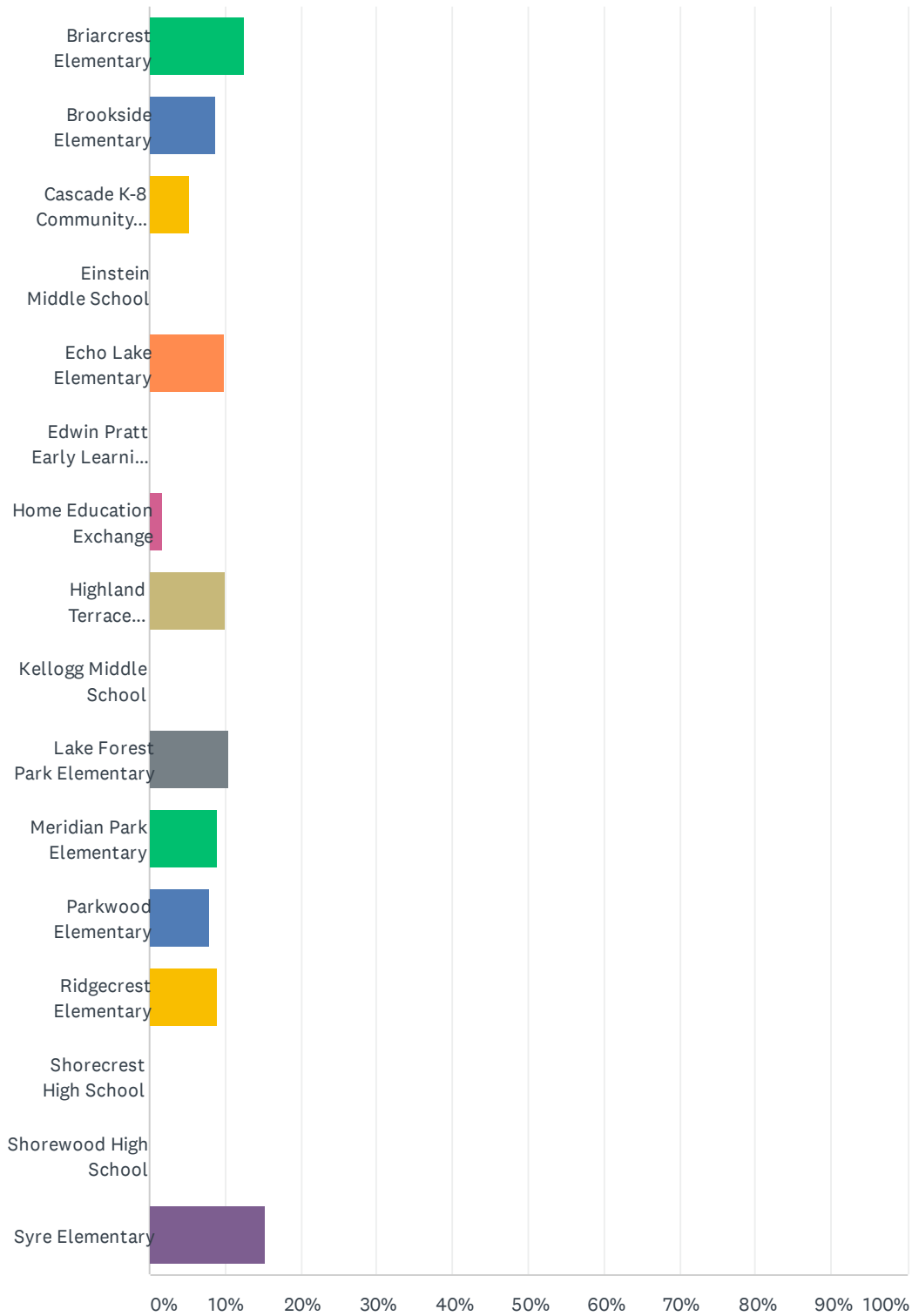
Answered: 366 Skipped: 0



ANSWER CHOICES	RESPONSES	
Preschool	0.00%	0
K	0.00%	0
1	0.00%	0
2	100.00%	366
3	0.00%	0
4	0.00%	0
5	0.00%	0
6	0.00%	0
7	0.00%	0
8	0.00%	0
9	0.00%	0
10	0.00%	0
11	0.00%	0
12	0.00%	0
TOTAL		366

## Q2 Which school does your child attend?

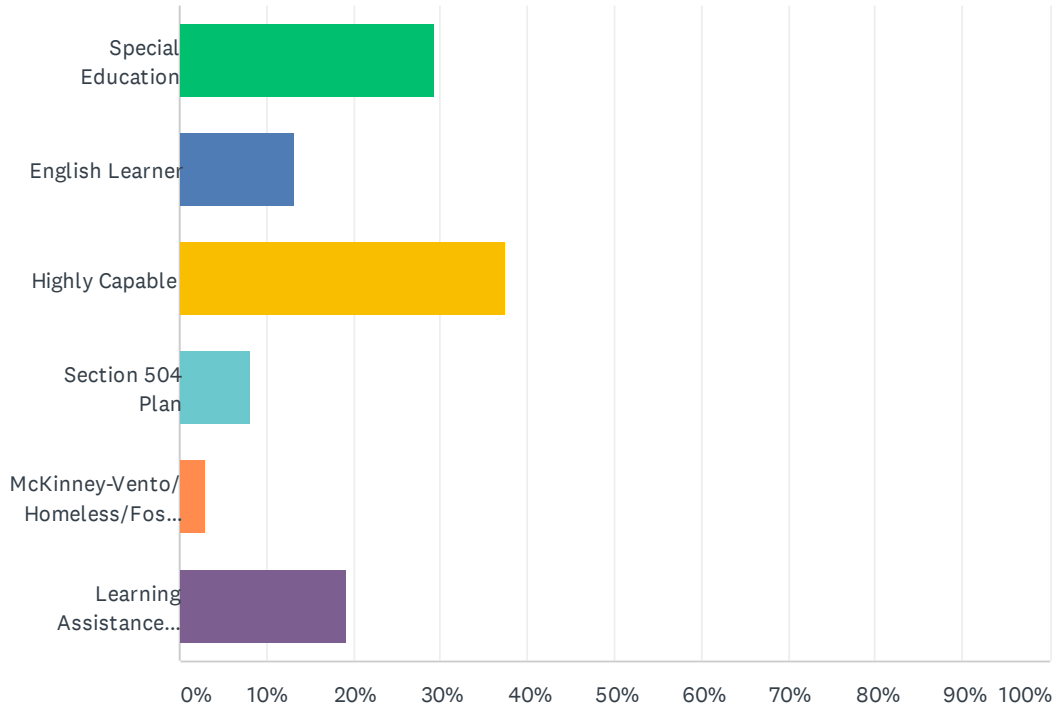
Answered: 365 Skipped: 1



ANSWER CHOICES	RESPONSES	
Briarcrest Elementary	12.60%	46
Brookside Elementary	8.77%	32
Cascade K-8 Community School	5.21%	19
Einstein Middle School	0.00%	0
Echo Lake Elementary	9.86%	36
Edwin Pratt Early Learning Center	0.00%	0
Home Education Exchange	1.64%	6
Highland Terrace Elementary	10.14%	37
Kellogg Middle School	0.00%	0
Lake Forest Park Elementary	10.41%	38
Meridian Park Elementary	9.04%	33
Parkwood Elementary	7.95%	29
Ridgecrest Elementary	9.04%	33
Shorecrest High School	0.00%	0
Shorewood High School	0.00%	0
Syre Elementary	15.34%	56
<b>TOTAL</b>		<b>365</b>

### Q3 If your child is in a special program, please select all that apply.

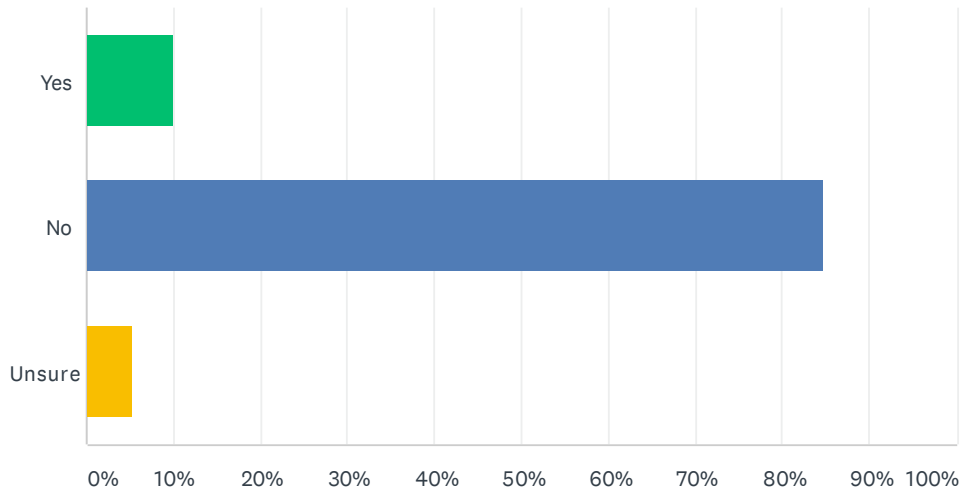
Answered: 99 Skipped: 267



ANSWER CHOICES	RESPONSES	
Special Education	29.29%	29
English Learner	13.13%	13
Highly Capable	37.37%	37
Section 504 Plan	8.08%	8
McKinney-Vento/Homeless/Foster Care	3.03%	3
Learning Assistance Program/Title I	19.19%	19
Total Respondents: 99		

### Q4 Does your child qualify for free or reduced-price school meals?

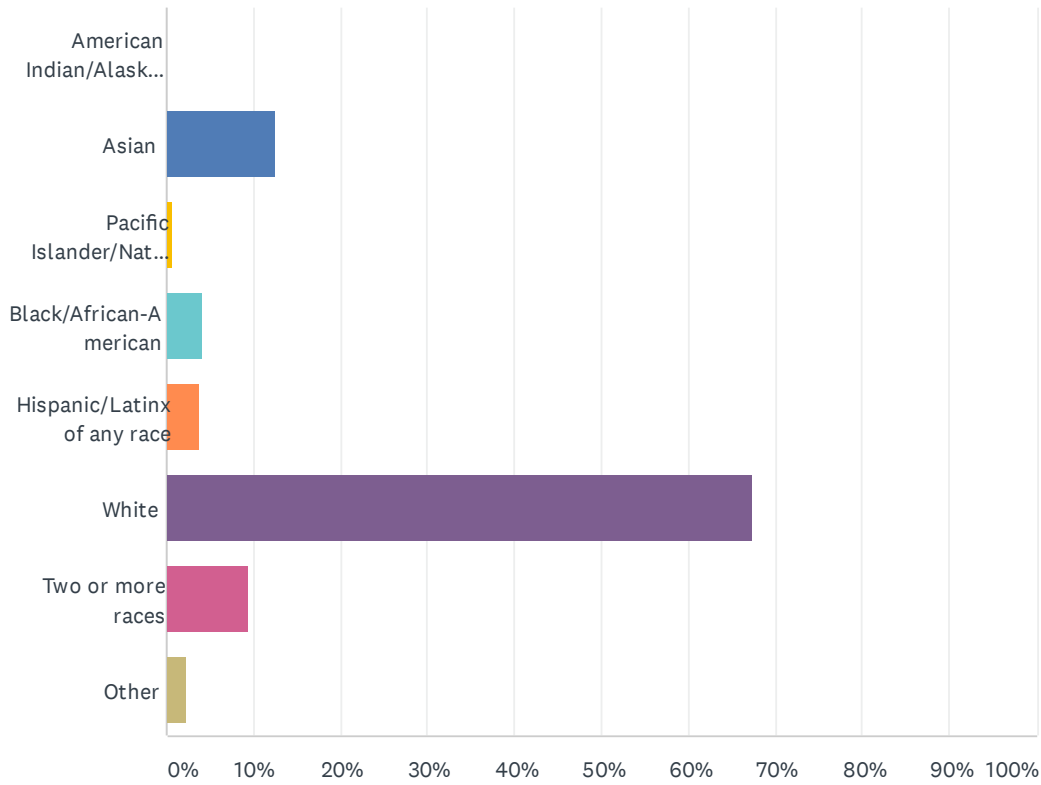
Answered: 362 Skipped: 4



ANSWER CHOICES	RESPONSES	
Yes	9.94%	36
No	84.81%	307
Unsure	5.25%	19
TOTAL		362

### Q5 What is your race/ethnic origin?

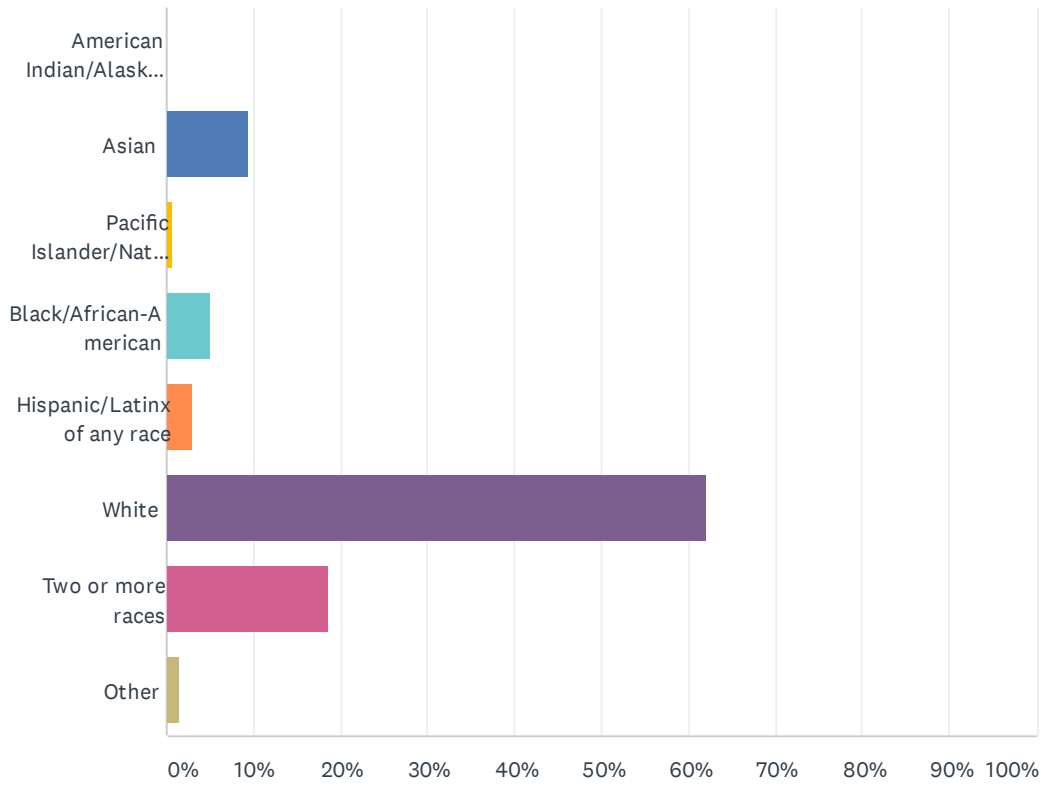
Answered: 353 Skipped: 13



ANSWER CHOICES	RESPONSES
American Indian/Alaskan Native	0.00% 0
Asian	12.46% 44
Pacific Islander/Native Hawaiian	0.57% 2
Black/African-American	4.25% 15
Hispanic/Latinx of any race	3.68% 13
White	67.42% 238
Two or more races	9.35% 33
Other	2.27% 8
<b>TOTAL</b>	<b>353</b>

## Q6 What is your child's race/ethnic origin?

Answered: 353 Skipped: 13

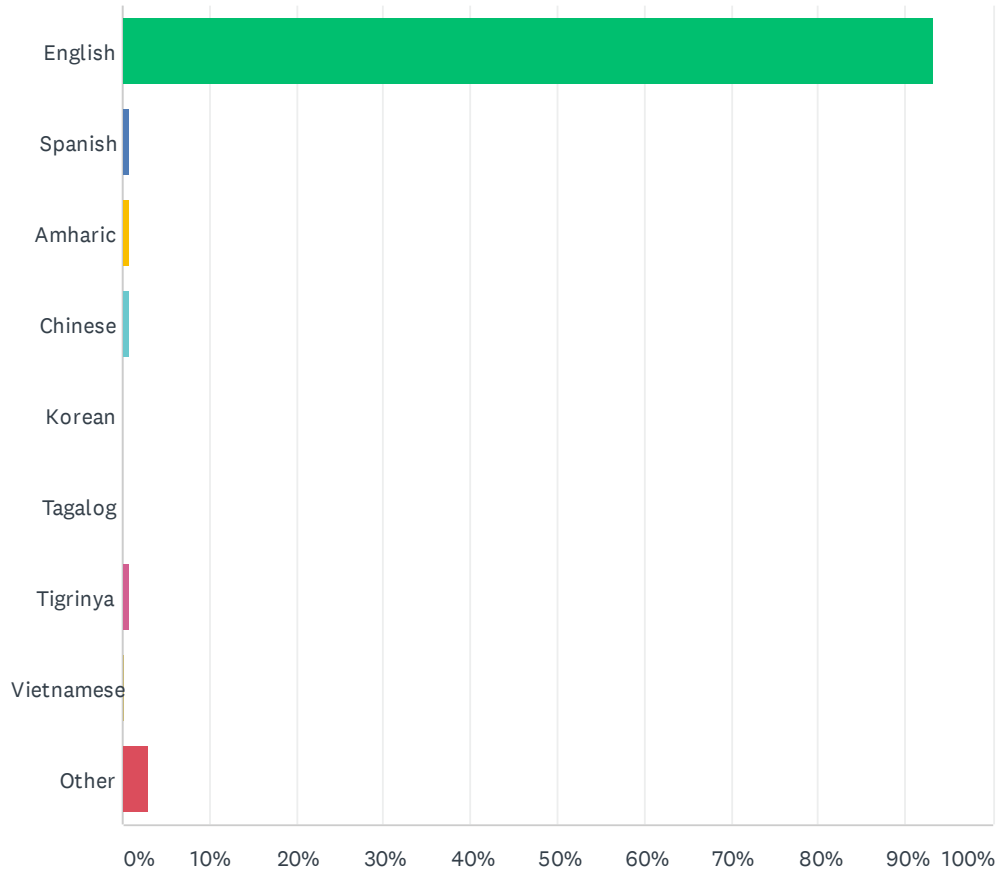


ANSWER CHOICES	RESPONSES
American Indian/Alaskan Native	0.00% 0
Asian	9.35% 33
Pacific Islander/Native Hawaiian	0.57% 2
Black/African-American	5.10% 18
Hispanic/Latinx of any race	2.83% 10
White	62.04% 219
Two or more races	18.70% 66
Other	1.42% 5
<b>TOTAL</b>	<b>353</b>



## Q7 What is your primary home language?

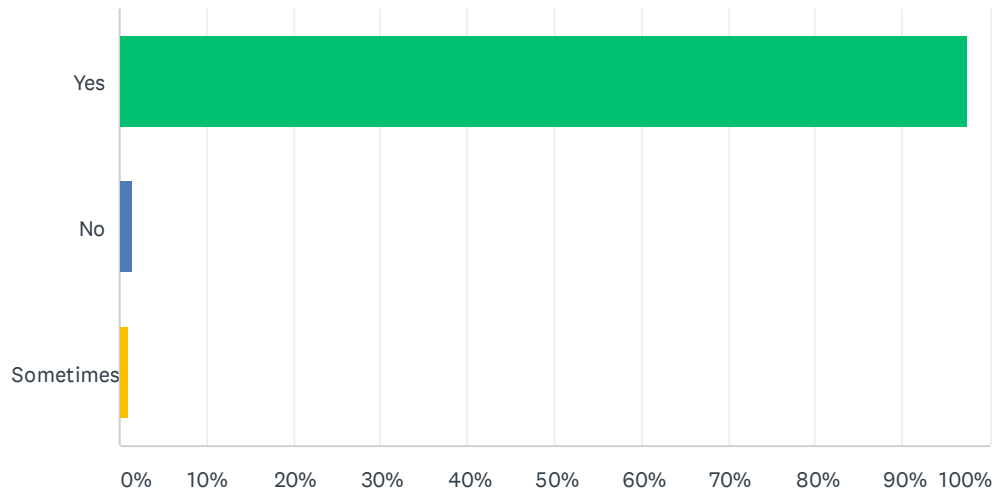
Answered: 363 Skipped: 3



ANSWER CHOICES	RESPONSES	
English	93.39%	339
Spanish	0.83%	3
Amharic	0.83%	3
Chinese	0.83%	3
Korean	0.00%	0
Tagalog	0.00%	0
Tigrinya	0.83%	3
Vietnamese	0.28%	1
Other	3.03%	11
<b>TOTAL</b>		<b>363</b>

### Q8 Do you receive information from your child’s school and the school district in a language you understand?

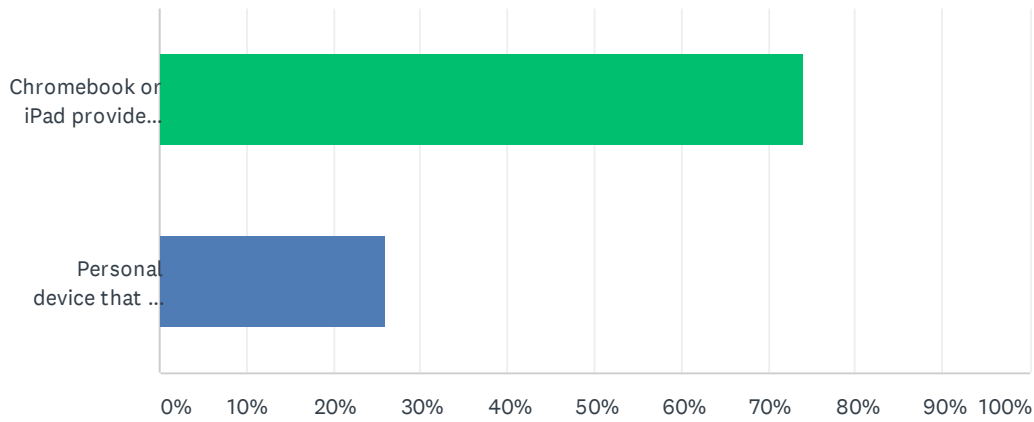
Answered: 365 Skipped: 1



ANSWER CHOICES	RESPONSES	
Yes	97.53%	356
No	1.37%	5
Sometimes	1.10%	4
TOTAL		365

## Q9 Is your child using a school-issued or personal Chromebook or iPad for remote learning?

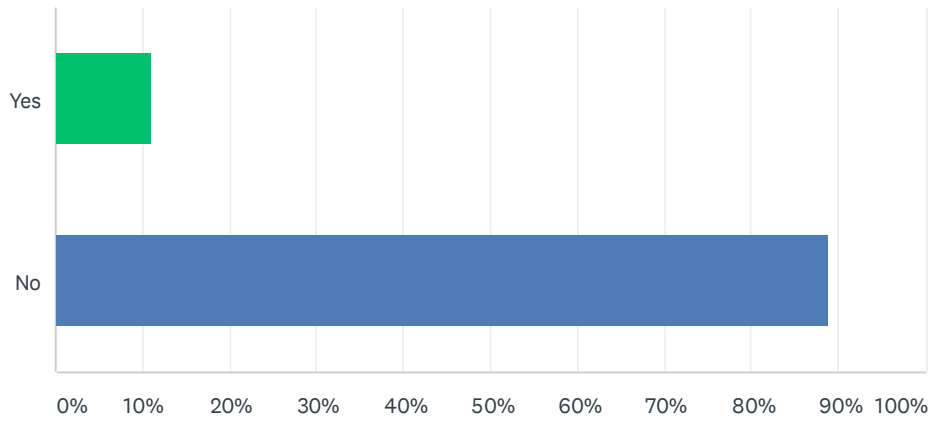
Answered: 365 Skipped: 1



ANSWER CHOICES	RESPONSES	
Chromebook or iPad provided by their school/district	73.97%	270
Personal device that we own	26.03%	95
TOTAL		365

### Q10 Did you check out a WiFi hotspot from your school or district?

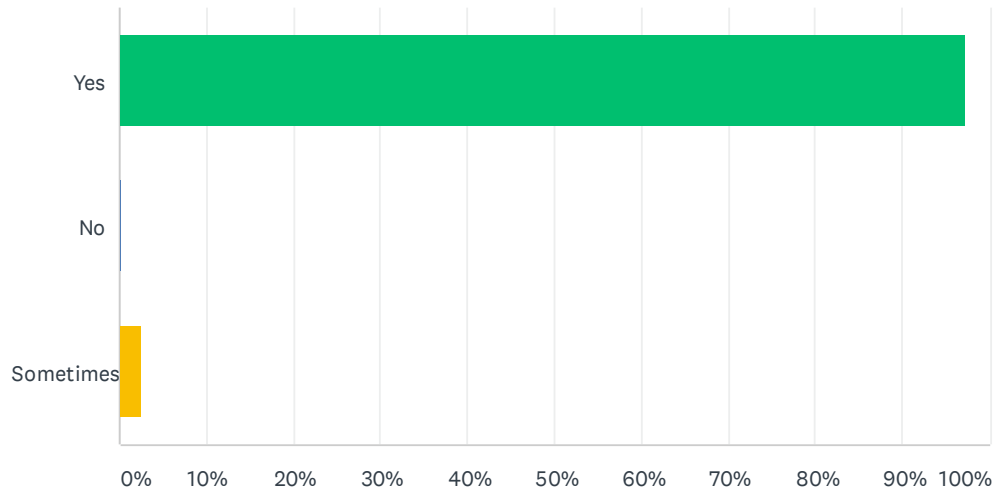
Answered: 364 Skipped: 2



ANSWER CHOICES	RESPONSES	
Yes	10.99%	40
No	89.01%	324
TOTAL		364

# Q11 Is your child currently able to access the internet for remote learning?

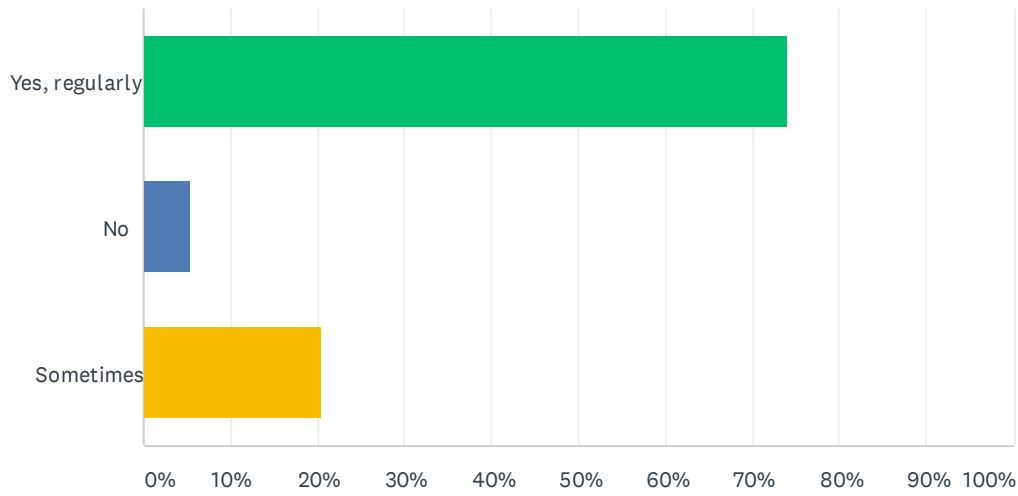
Answered: 366 Skipped: 0



ANSWER CHOICES	RESPONSES	
Yes	97.27%	356
No	0.27%	1
Sometimes	2.46%	9
TOTAL		366

## Q12 Do you use the parent/guardian Canvas or Seesaw app or website to monitor/support your child’s schoolwork?

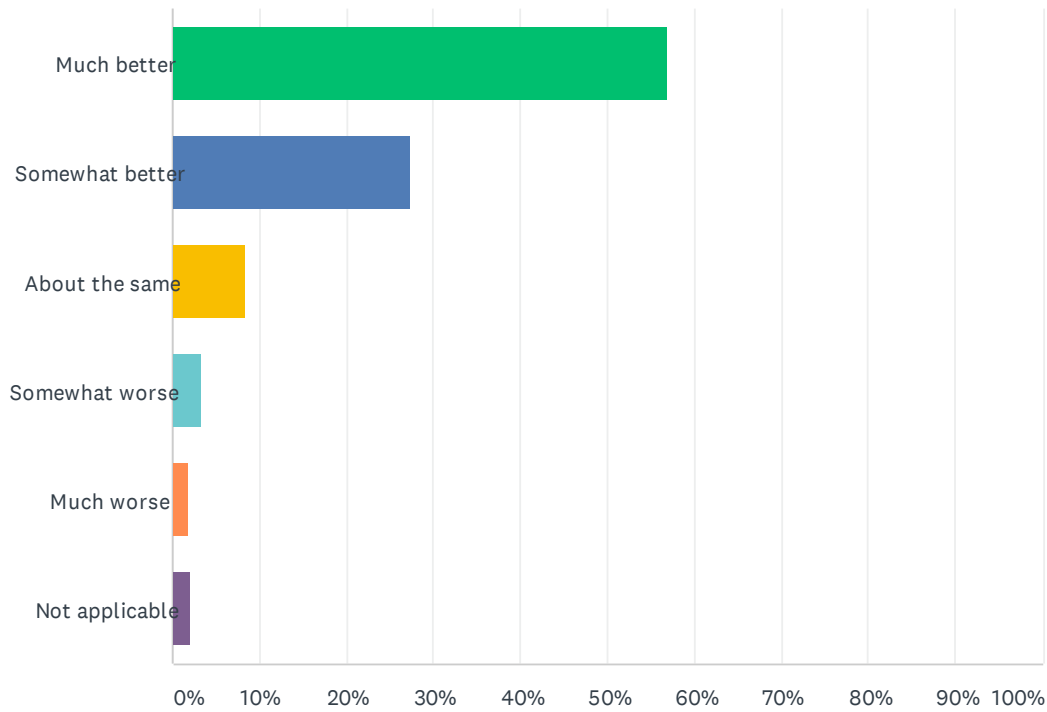
Answered: 365 Skipped: 1



ANSWER CHOICES		RESPONSES	
Yes, regularly		73.97%	270
No		5.48%	20
Sometimes		20.55%	75
TOTAL			365

### Q13 Compared to your child’s remote learning experience in the spring, your child’s learning experience this fall has been:

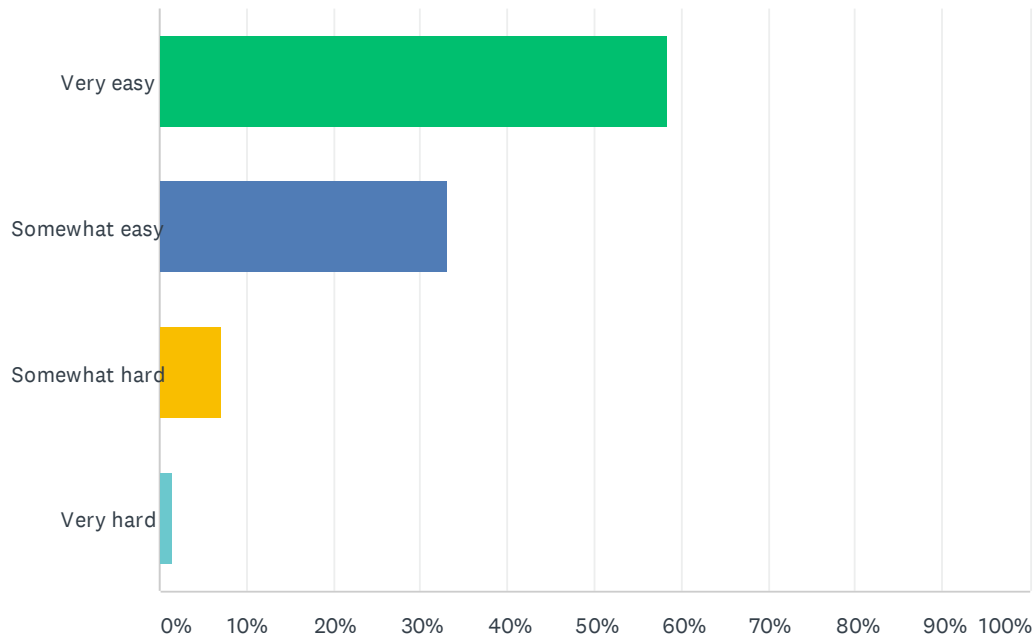
Answered: 366 Skipped: 0



ANSWER CHOICES	RESPONSES	
Much better	56.83%	208
Somewhat better	27.32%	100
About the same	8.47%	31
Somewhat worse	3.28%	12
Much worse	1.91%	7
Not applicable	2.19%	8
<b>TOTAL</b>		<b>366</b>

### Q14 How easy or hard has it been for your child to find their class links, such as ClassLink, Canvas, Seesaw or Zoom?

Answered: 366 Skipped: 0

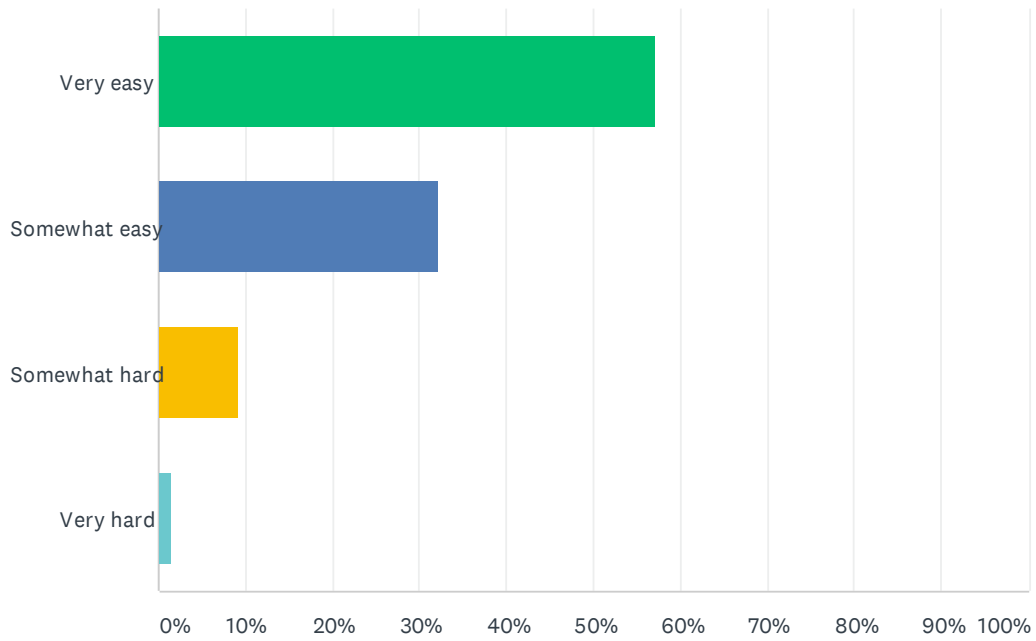


ANSWER CHOICES	RESPONSES	
Very easy	58.47%	214
Somewhat easy	33.06%	121
Somewhat hard	7.10%	26
Very hard	1.37%	5
<b>TOTAL</b>		<b>366</b>



## Q15 How easy or hard has it been for your child to find their class assignments?

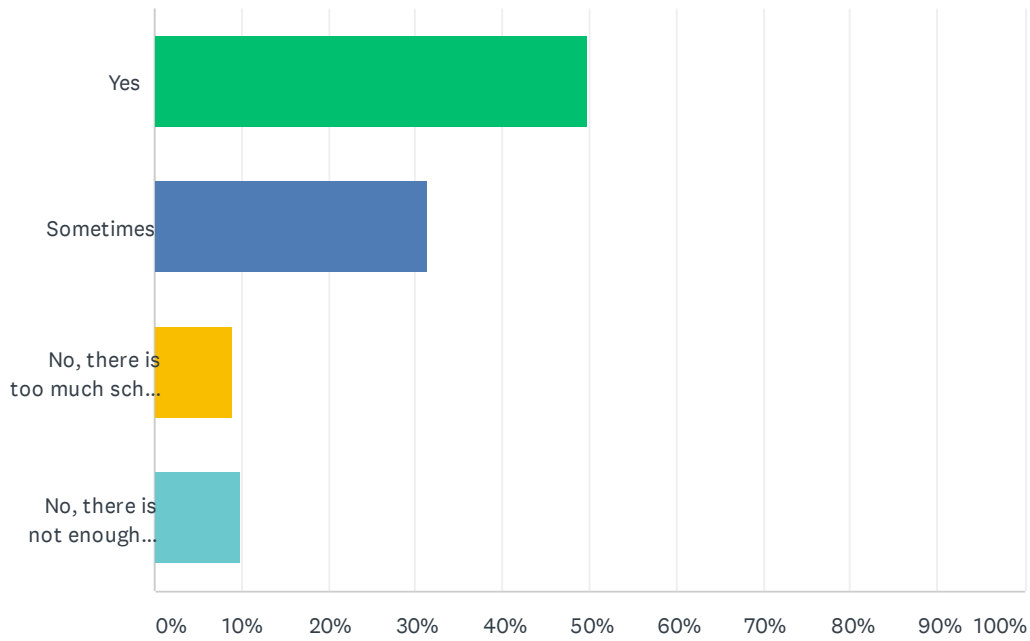
Answered: 366 Skipped: 0



ANSWER CHOICES	RESPONSES	
Very easy	57.10%	209
Somewhat easy	32.24%	118
Somewhat hard	9.29%	34
Very hard	1.37%	5
<b>TOTAL</b>		<b>366</b>

### Q16 Do you feel your child has an appropriate level of school work in the current remote learning model?

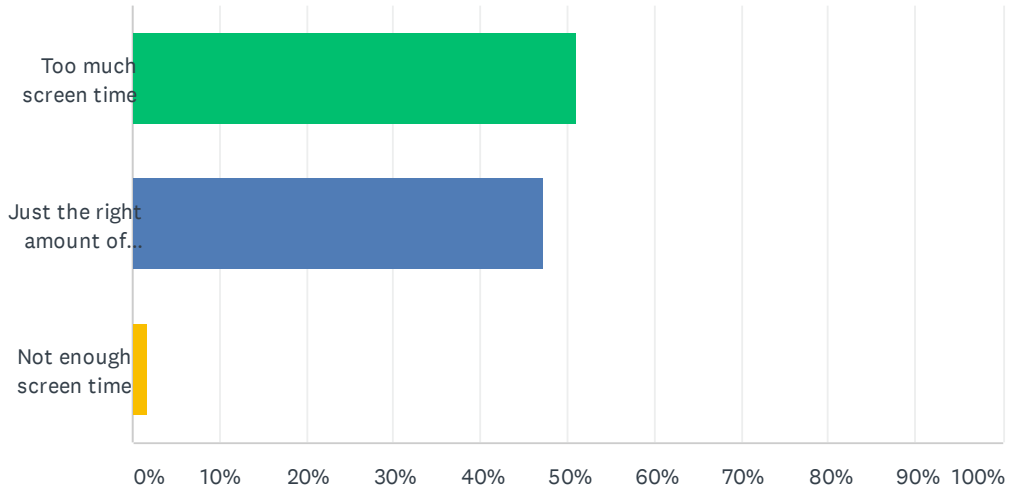
Answered: 366 Skipped: 0



ANSWER CHOICES	RESPONSES	
Yes	49.73%	182
Sometimes	31.42%	115
No, there is too much school work	9.02%	33
No, there is not enough school work	9.84%	36
<b>TOTAL</b>		<b>366</b>

### Q17 My child's remote learning schedule requires:

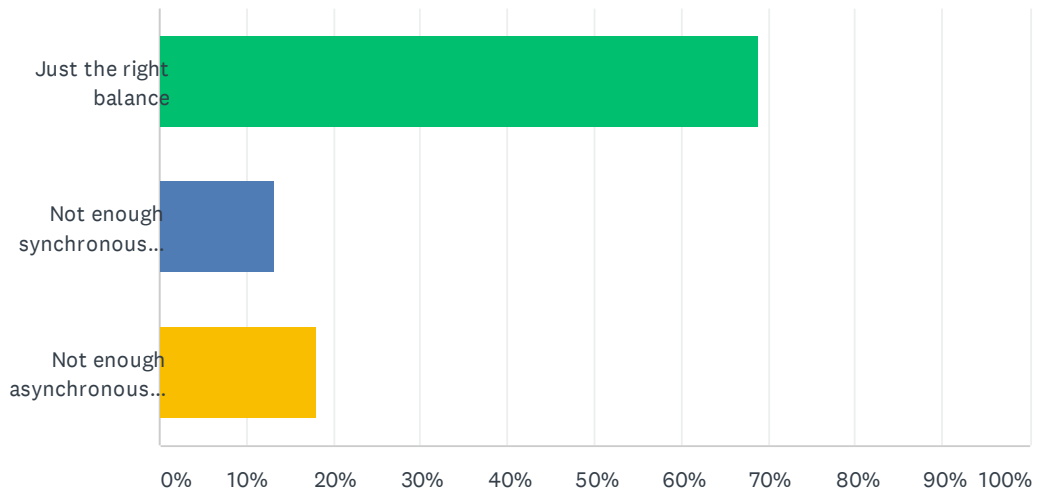
Answered: 362 Skipped: 4



ANSWER CHOICES	RESPONSES	
Too much screen time	51.10%	185
Just the right amount of screen time	47.24%	171
Not enough screen time	1.66%	6
TOTAL		362

### Q18 I feel my child’s mix of synchronous (teacher-led) and asynchronous (teacher-directed) time is:

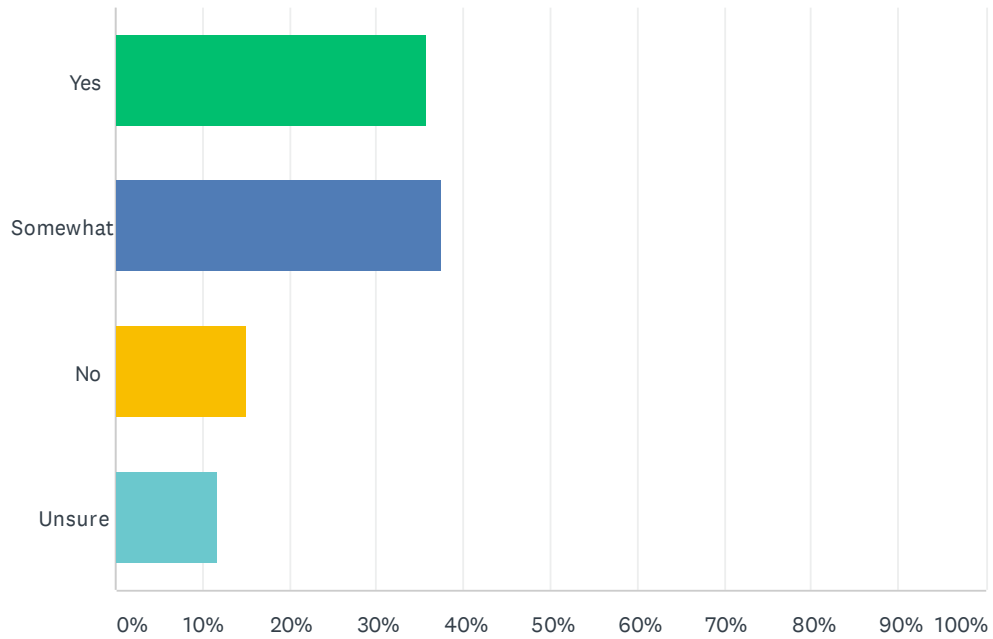
Answered: 344 Skipped: 22



ANSWER CHOICES	RESPONSES
Just the right balance	68.90% 237
Not enough synchronous time	13.08% 45
Not enough asynchronous time	18.02% 62
TOTAL	344

### Q19 I feel my child is progressing in their learning:

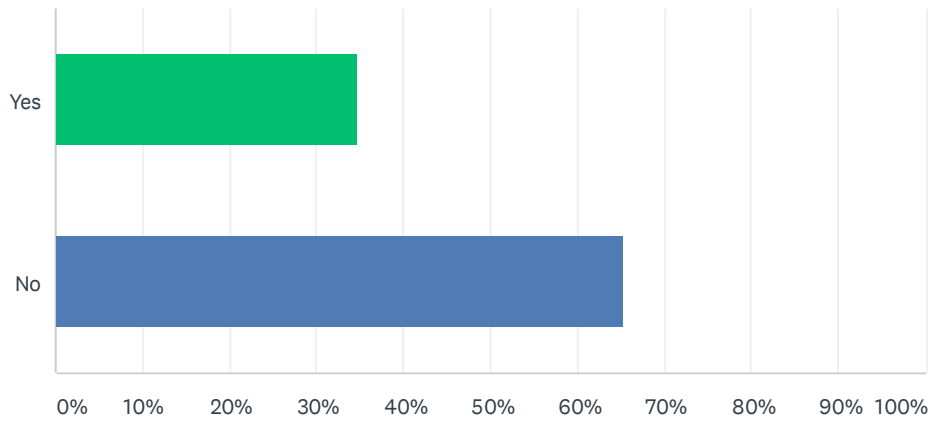
Answered: 366 Skipped: 0



ANSWER CHOICES	RESPONSES	
Yes	35.79%	131
Somewhat	37.43%	137
No	15.03%	55
Unsure	11.75%	43
<b>TOTAL</b>		<b>366</b>

## Q20 Have you experienced any technology issues that have prevented your child from accessing their class or learning tools for a period of time?

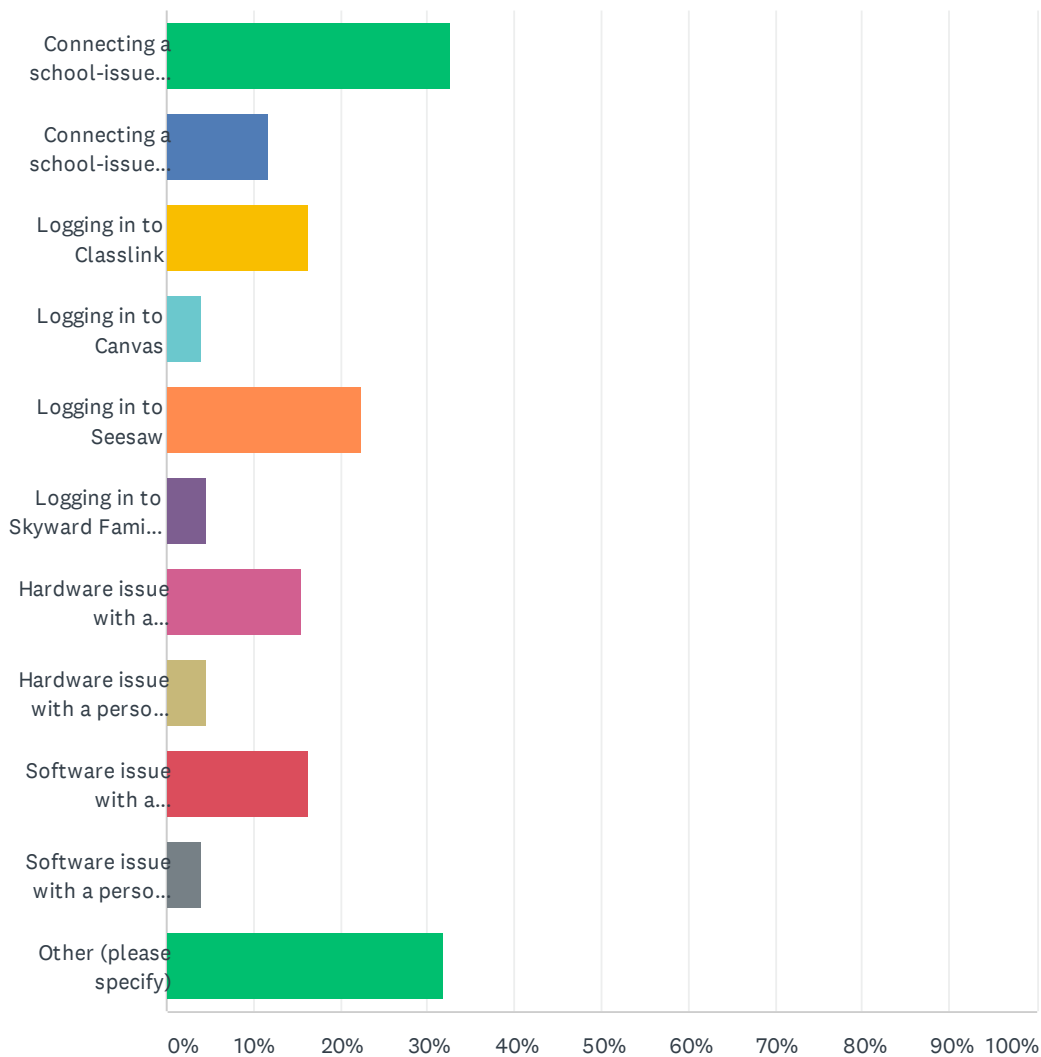
Answered: 365 Skipped: 1



ANSWER CHOICES		RESPONSES	
Yes		34.79%	127
No		65.21%	238
TOTAL			365

### Q21 If you answered YES to the previous question, please indicate the type/s of technology issues you or your child has experienced: (select all that apply)

Answered: 129 Skipped: 237

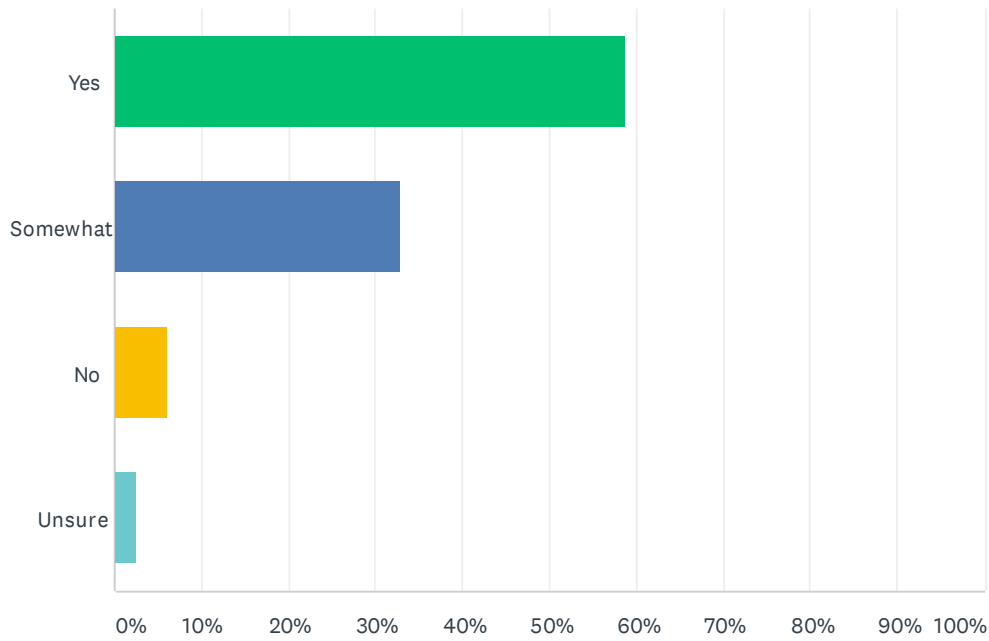


ANSWER CHOICES	RESPONSES	
Connecting a school-issued Chromebook/iPad to home internet	32.56%	42
Connecting a school-issued Chromebook/iPad to a school-issued wifi hotspot	11.63%	15
Logging in to Classlink	16.28%	21
Logging in to Canvas	3.88%	5
Logging in to Seesaw	22.48%	29
Logging in to Skyward Family Access	4.65%	6
Hardware issue with a school-issued Chromebook/iPad	15.50%	20
Hardware issue with a personal computer/device owned by the student or family	4.65%	6
Software issue with a school-issued Chromebook/iPad	16.28%	21
Software issue with a personal computer/device owned by the student or family	3.88%	5
Other (please specify)	31.78%	41
Total Respondents: 129		



## Q22 As a parent/guardian, I am provided enough information to support my child with remote learning:

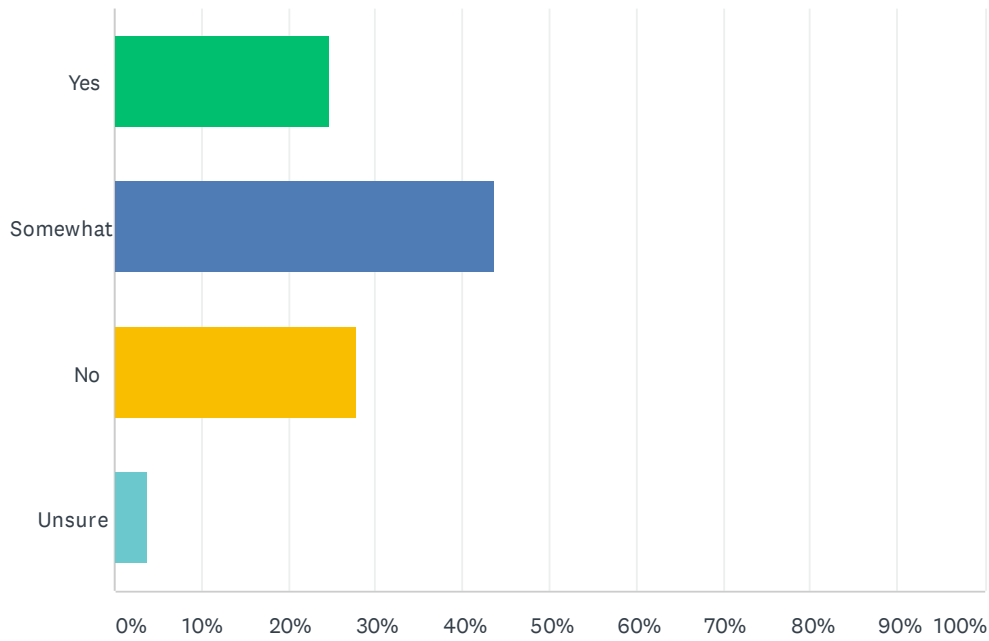
Answered: 366 Skipped: 0



ANSWER CHOICES	RESPONSES	
Yes	58.74%	215
Somewhat	32.79%	120
No	6.01%	22
Unsure	2.46%	9
<b>TOTAL</b>		<b>366</b>

## Q23 Do you feel your child’s social and emotional needs are being supported by their school during this period of remote learning?

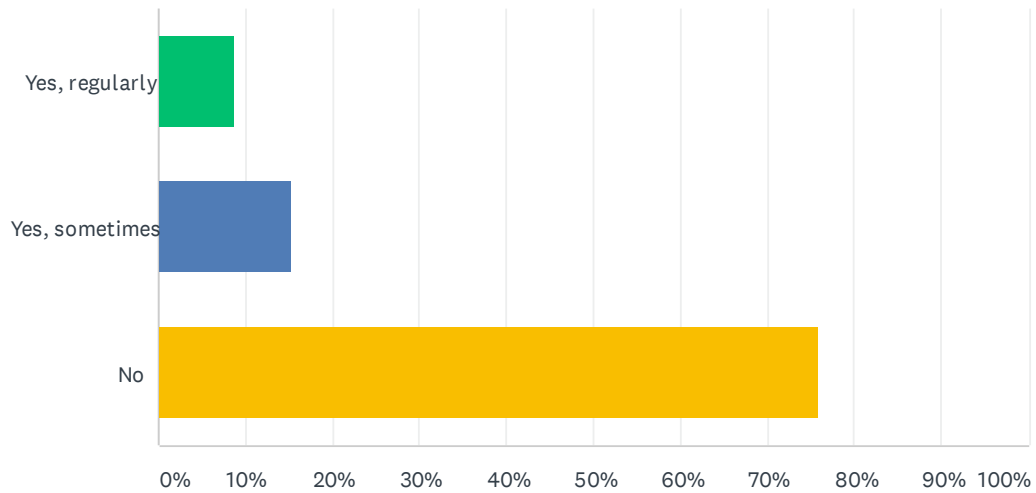
Answered: 366 Skipped: 0



ANSWER CHOICES	RESPONSES	
Yes	24.59%	90
Somewhat	43.72%	160
No	27.87%	102
Unsure	3.83%	14
<b>TOTAL</b>		<b>366</b>

## Q24 Has your family accessed school meals during remote learning this fall?

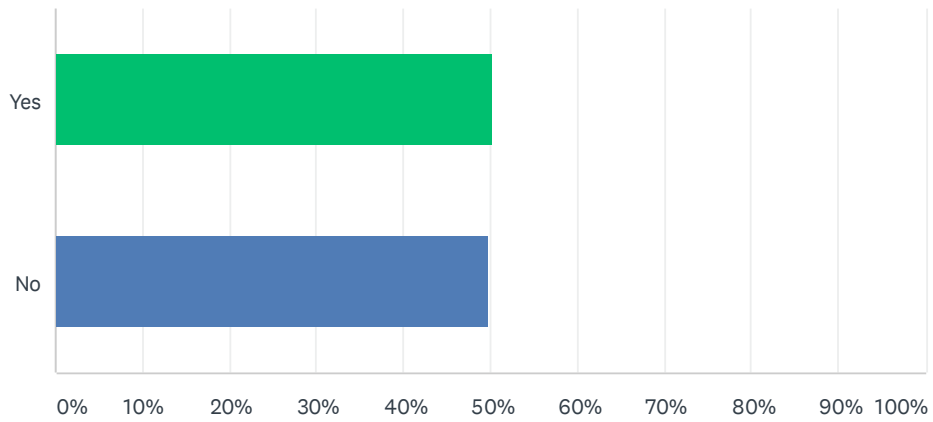
Answered: 365 Skipped: 1



ANSWER CHOICES	RESPONSES	
Yes, regularly	8.77%	32
Yes, sometimes	15.34%	56
No	75.89%	277
<b>TOTAL</b>		<b>365</b>

## Q25 Did you attend or watch a recording of one of our Family Academy webinars at the beginning of the school year?

Answered: 364 Skipped: 2



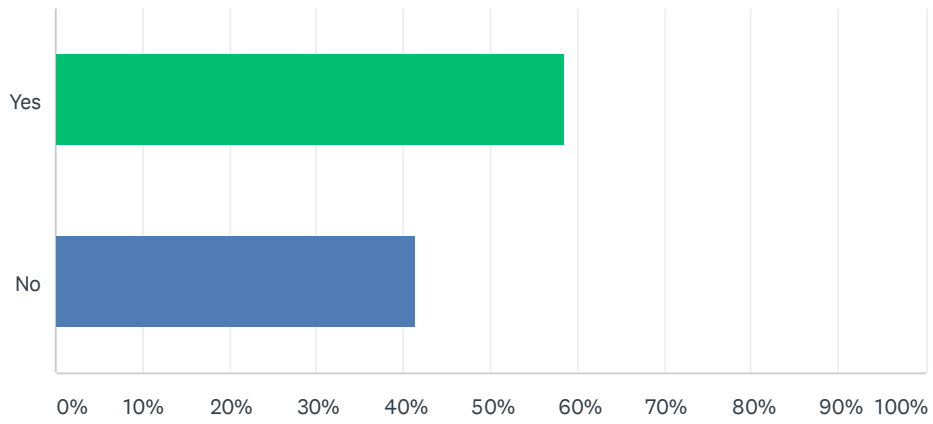
ANSWER CHOICES	RESPONSES	
Yes	50.27%	183
No	49.73%	181
TOTAL		364

**Q26** If there is a topic you would like to see covered at a future Family Academy, please include it here.

Answered: 34 Skipped: 332

### Q27 Have you accessed the Remote Learning Resources webpage on your school or district website?

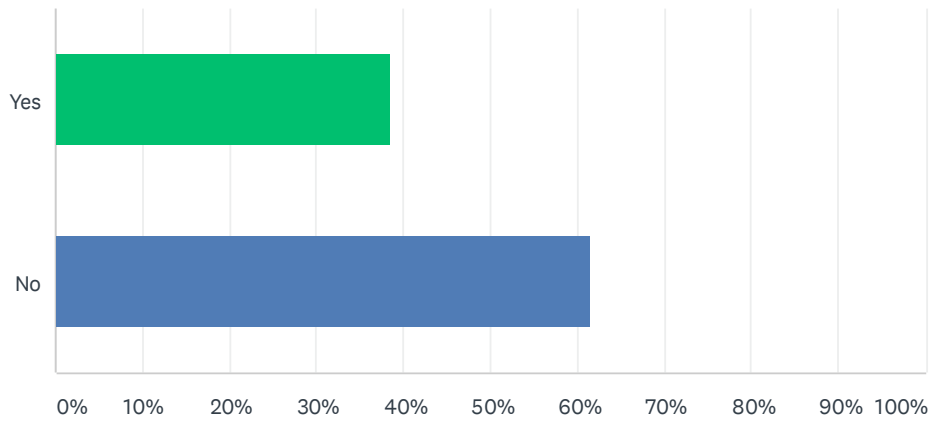
Answered: 360 Skipped: 6



ANSWER CHOICES	RESPONSES	
Yes	58.61%	211
No	41.39%	149
TOTAL		360

# Q28 Have you contacted your school regarding any needs your family may have?

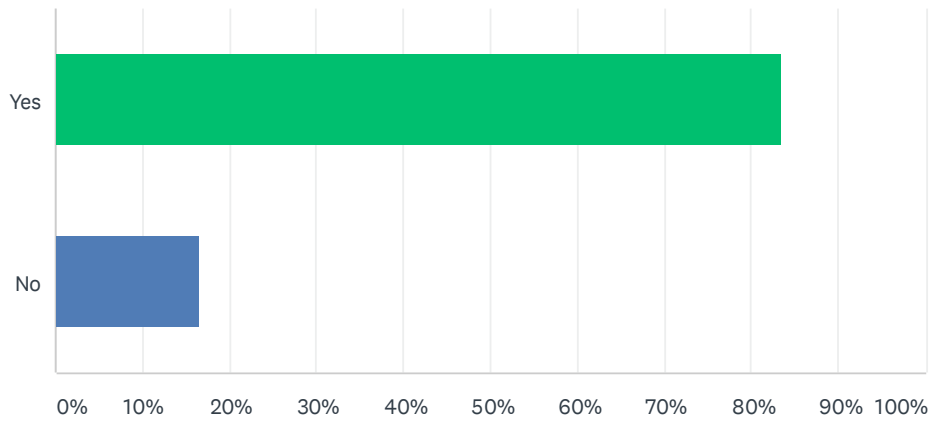
Answered: 364 Skipped: 2



ANSWER CHOICES	RESPONSES	
Yes	38.46%	140
No	61.54%	224
TOTAL		364

# Q29 Do you know who to contact at your school if you need resources or support?

Answered: 364 Skipped: 2

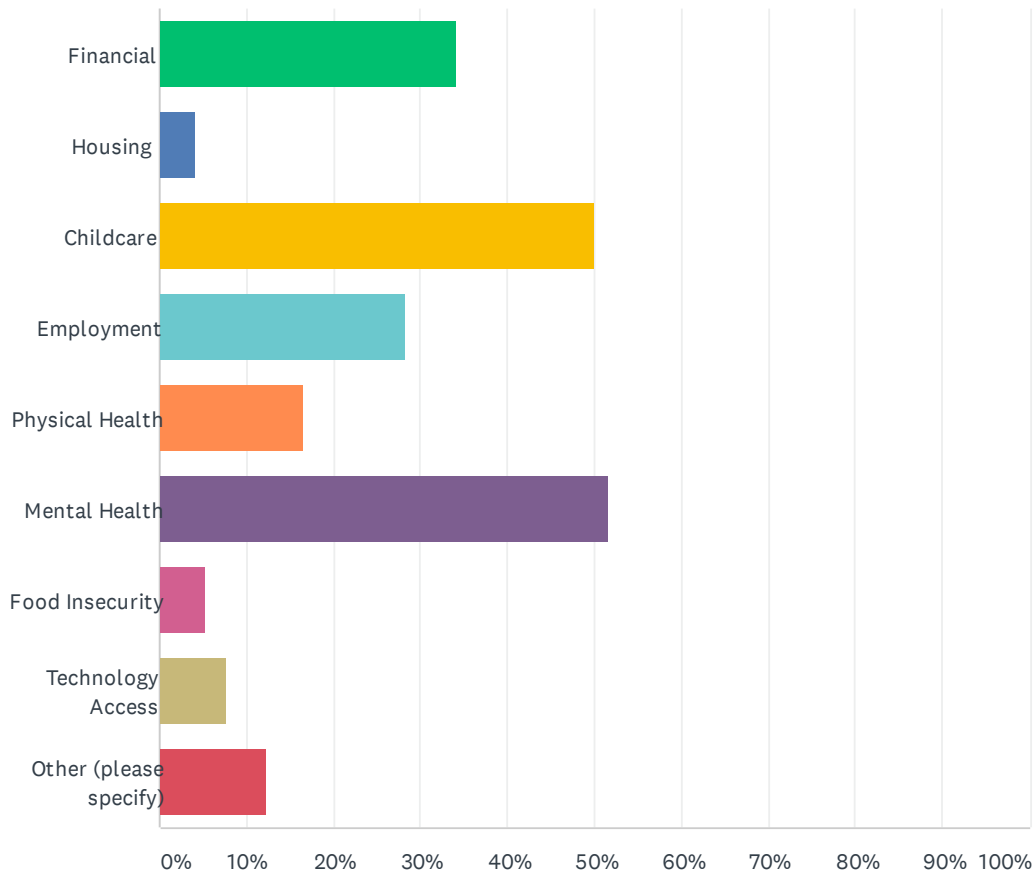


ANSWER CHOICES	RESPONSES	
Yes	83.52%	304
No	16.48%	60
TOTAL		364



### Q30 If your family is currently experiencing hardship due to the COVID-19 pandemic, what are those challenges? (select all that apply)

Answered: 170 Skipped: 196



ANSWER CHOICES	RESPONSES	
Financial	34.12%	58
Housing	4.12%	7
Childcare	50.00%	85
Employment	28.24%	48
Physical Health	16.47%	28
Mental Health	51.76%	88
Food Insecurity	5.29%	9
Technology Access	7.65%	13
Other (please specify)	12.35%	21
Total Respondents: 170		