


Q1 Please select your child's grade level:

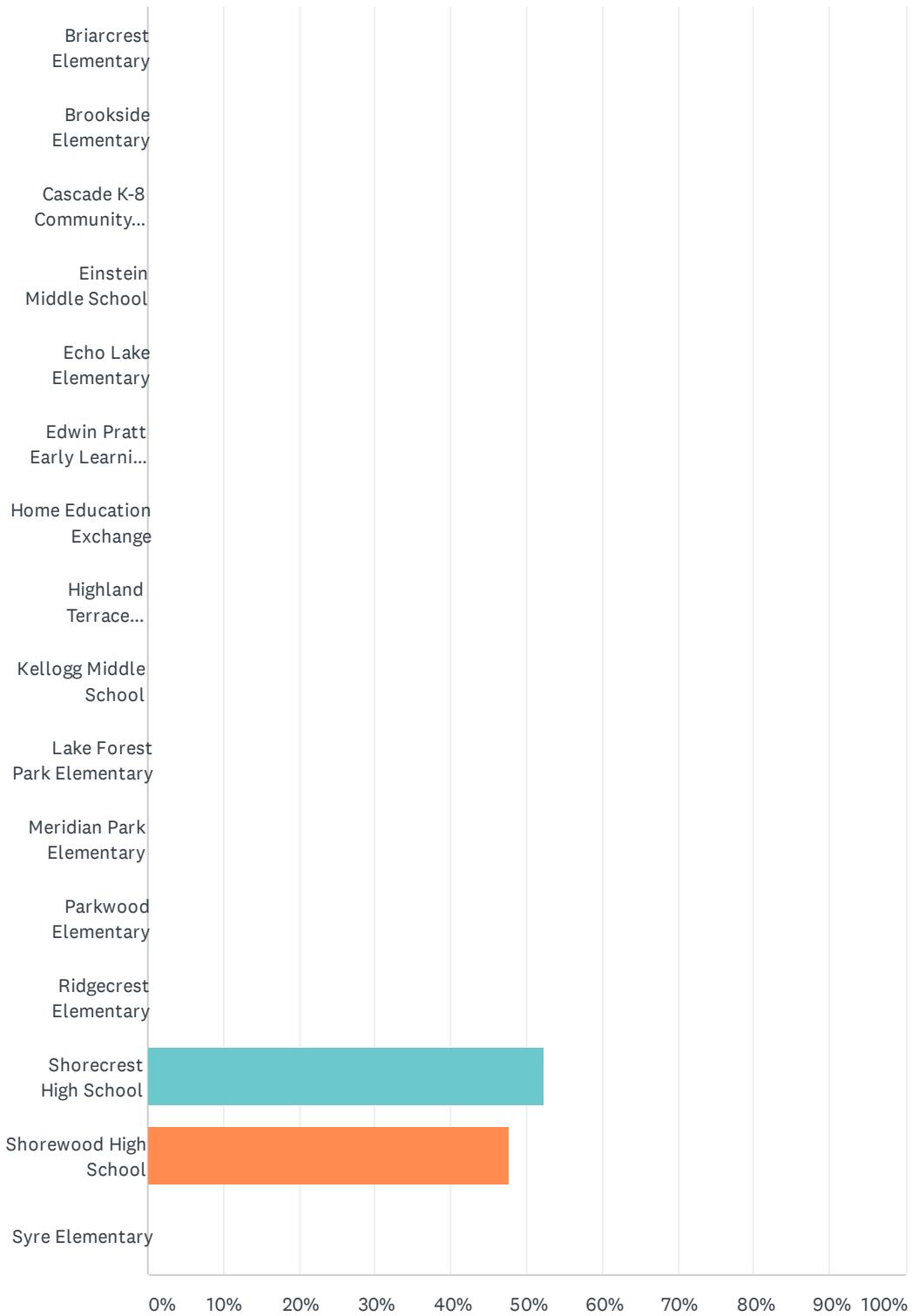
Answered: 223 Skipped: 0



ANSWER CHOICES	RESPONSES	
Preschool	0.00%	0
K	0.00%	0
1	0.00%	0
2	0.00%	0
3	0.00%	0
4	0.00%	0
5	0.00%	0
6	0.00%	0
7	0.00%	0
8	0.00%	0
9	0.00%	0
10	0.00%	0
11	0.00%	0
12	100.00%	223
TOTAL		223

Q2 Which school does your child attend?

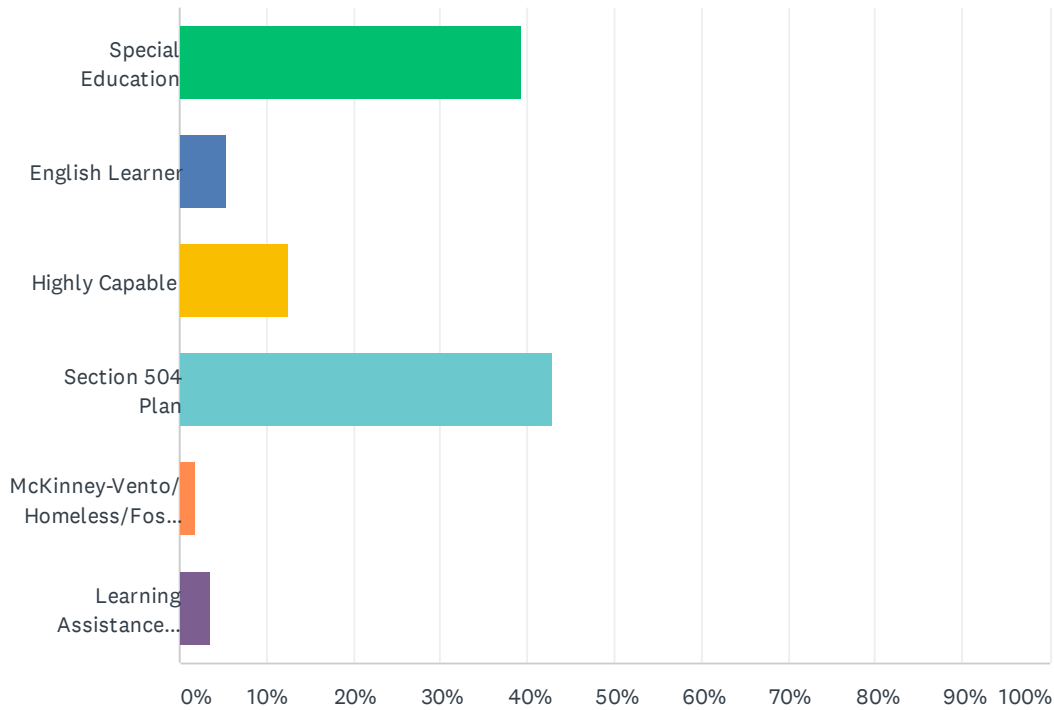
Answered: 222 Skipped: 1



ANSWER CHOICES	RESPONSES	
Briarcrest Elementary	0.00%	0
Brookside Elementary	0.00%	0
Cascade K-8 Community School	0.00%	0
Einstein Middle School	0.00%	0
Echo Lake Elementary	0.00%	0
Edwin Pratt Early Learning Center	0.00%	0
Home Education Exchange	0.00%	0
Highland Terrace Elementary	0.00%	0
Kellogg Middle School	0.00%	0
Lake Forest Park Elementary	0.00%	0
Meridian Park Elementary	0.00%	0
Parkwood Elementary	0.00%	0
Ridgecrest Elementary	0.00%	0
Shorecrest High School	52.25%	116
Shorewood High School	47.75%	106
Syre Elementary	0.00%	0
TOTAL		222

Q3 If your child is in a special program, please select all that apply.

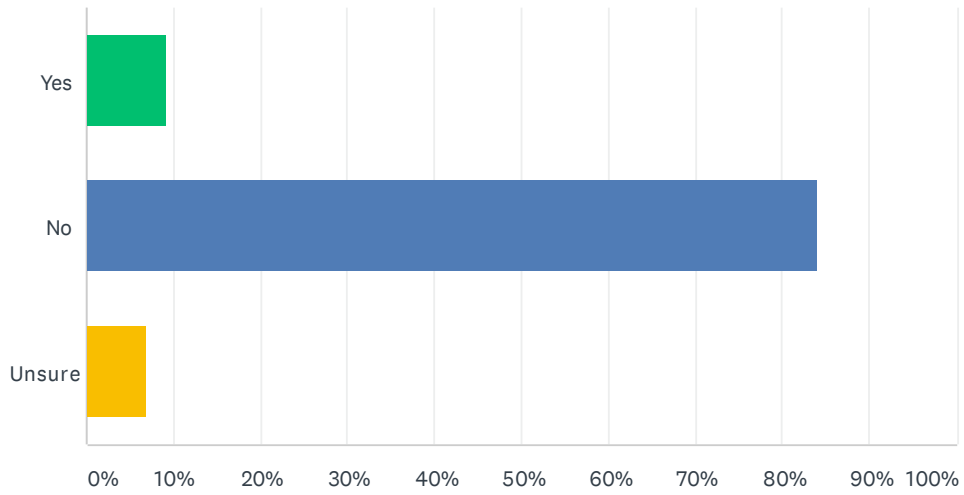
Answered: 56 Skipped: 167



ANSWER CHOICES	RESPONSES	
Special Education	39.29%	22
English Learner	5.36%	3
Highly Capable	12.50%	7
Section 504 Plan	42.86%	24
McKinney-Vento/Homeless/Foster Care	1.79%	1
Learning Assistance Program/Title I	3.57%	2
Total Respondents: 56		

Q4 Does your child qualify for free or reduced-price school meals?

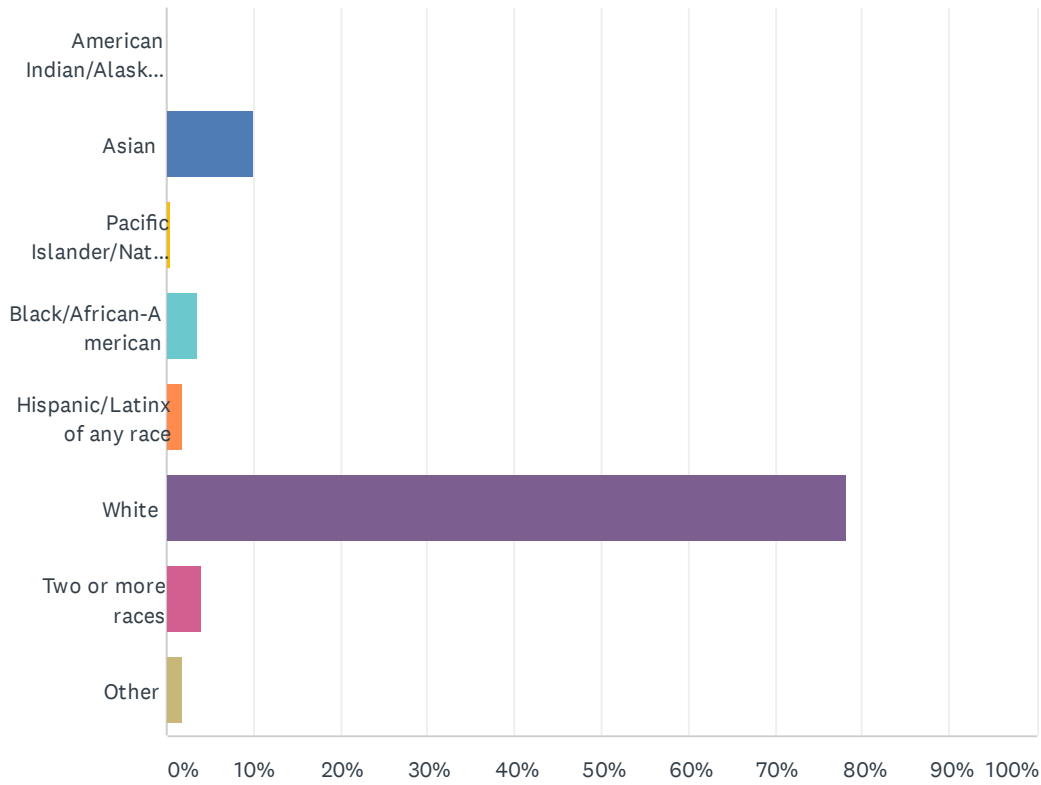
Answered: 219 Skipped: 4



ANSWER CHOICES	RESPONSES	
Yes	9.13%	20
No	84.02%	184
Unsure	6.85%	15
TOTAL		219

Q5 What is your race/ethnic origin?

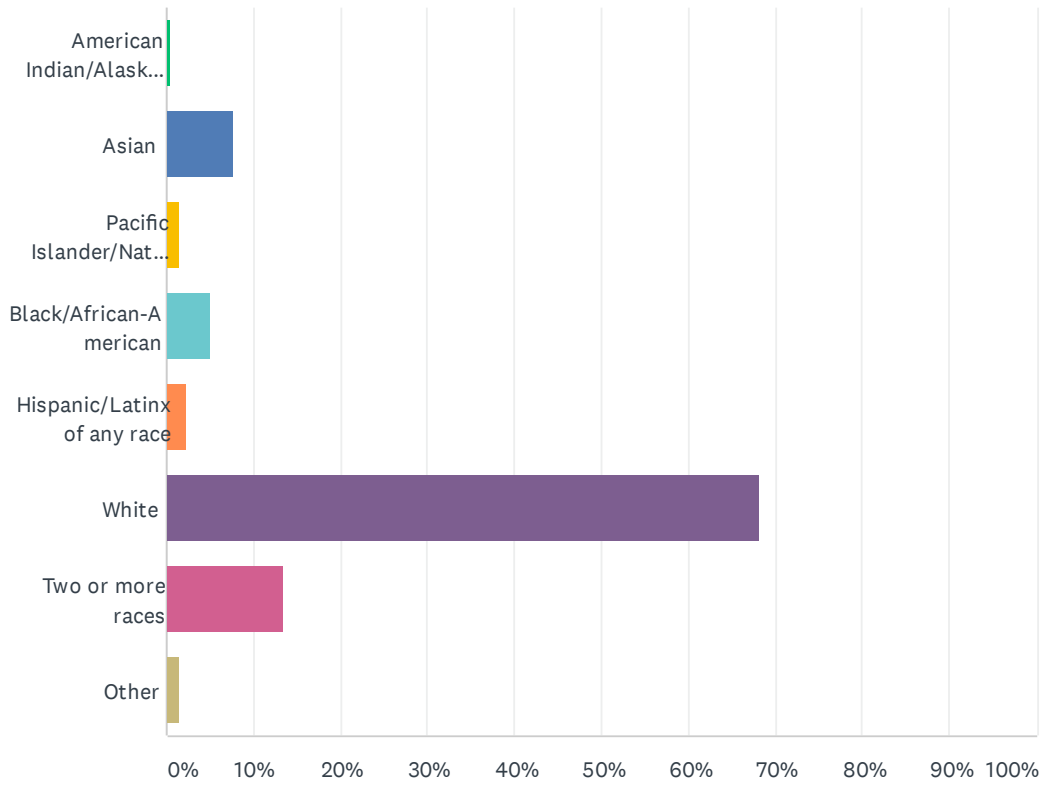
Answered: 221 Skipped: 2



ANSWER CHOICES	RESPONSES
American Indian/Alaskan Native	0.00% 0
Asian	9.95% 22
Pacific Islander/Native Hawaiian	0.45% 1
Black/African-American	3.62% 8
Hispanic/Latinx of any race	1.81% 4
White	78.28% 173
Two or more races	4.07% 9
Other	1.81% 4
TOTAL	221

Q6 What is your child's race/ethnic origin?

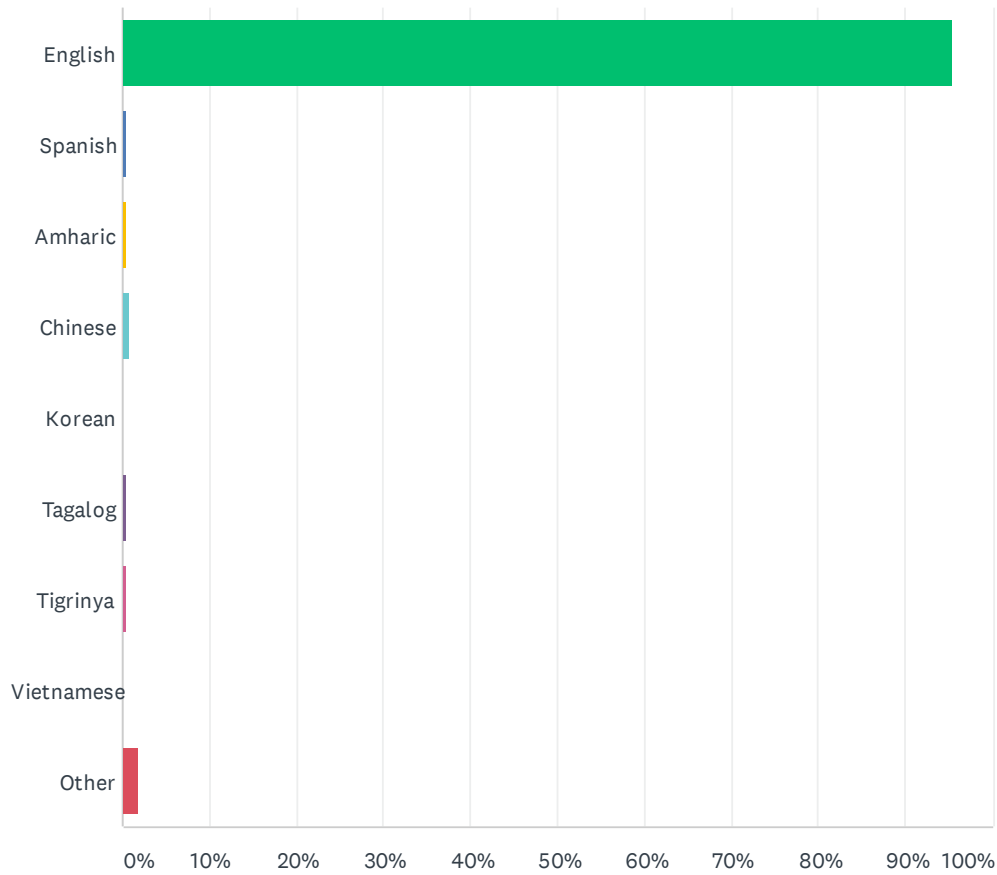
Answered: 217 Skipped: 6



ANSWER CHOICES	RESPONSES
American Indian/Alaskan Native	0.46% 1
Asian	7.83% 17
Pacific Islander/Native Hawaiian	1.38% 3
Black/African-American	5.07% 11
Hispanic/Latinx of any race	2.30% 5
White	68.20% 148
Two or more races	13.36% 29
Other	1.38% 3
TOTAL	217

Q7 What is your primary home language?

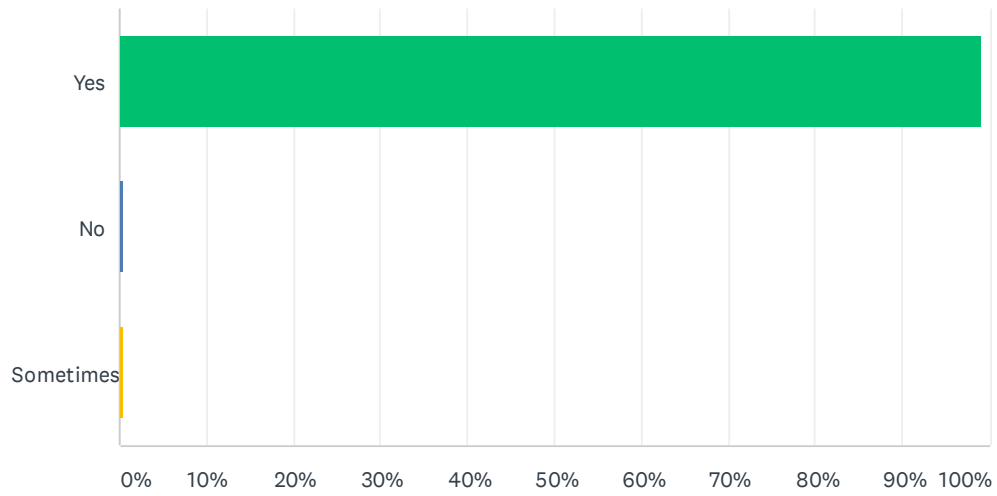
Answered: 222 Skipped: 1



ANSWER CHOICES	RESPONSES	
English	95.50%	212
Spanish	0.45%	1
Amharic	0.45%	1
Chinese	0.90%	2
Korean	0.00%	0
Tagalog	0.45%	1
Tigrinya	0.45%	1
Vietnamese	0.00%	0
Other	1.80%	4
TOTAL		222

Q8 Do you receive information from your child’s school and the school district in a language you understand?

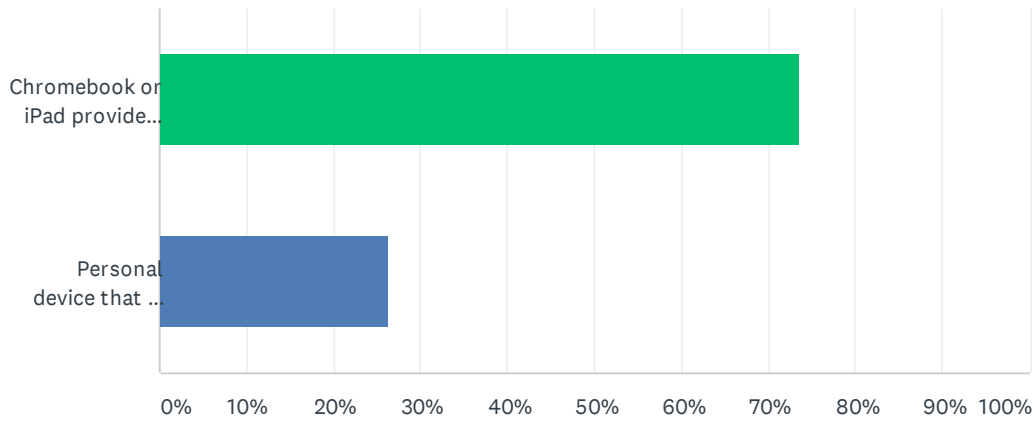
Answered: 220 Skipped: 3



ANSWER CHOICES	RESPONSES	
Yes	99.09%	218
No	0.45%	1
Sometimes	0.45%	1
TOTAL		220

Q9 Is your child using a school-issued or personal Chromebook or iPad for remote learning?

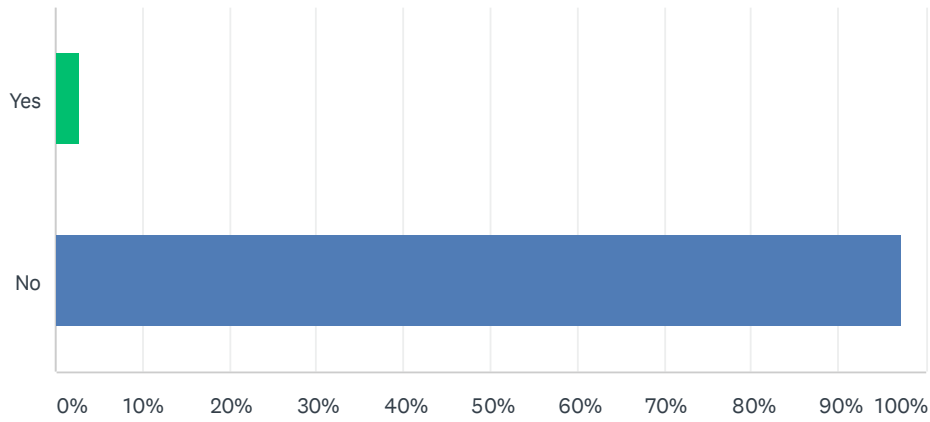
Answered: 223 Skipped: 0



ANSWER CHOICES	RESPONSES	
Chromebook or iPad provided by their school/district	73.54%	164
Personal device that we own	26.46%	59
TOTAL		223

Q10 Did you check out a WiFi hotspot from your school or district?

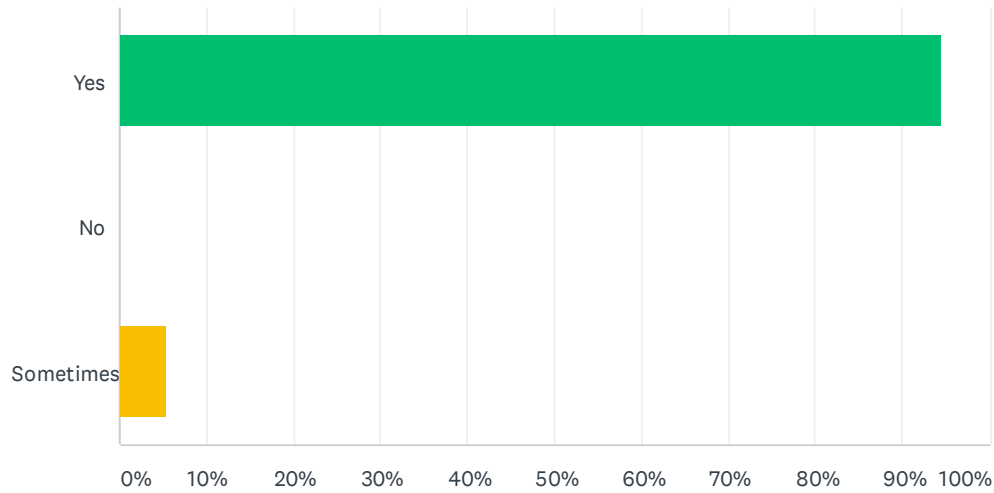
Answered: 223 Skipped: 0



ANSWER CHOICES	RESPONSES	
Yes	2.69%	6
No	97.31%	217
TOTAL		223

Q11 Is your child currently able to access the internet for remote learning?

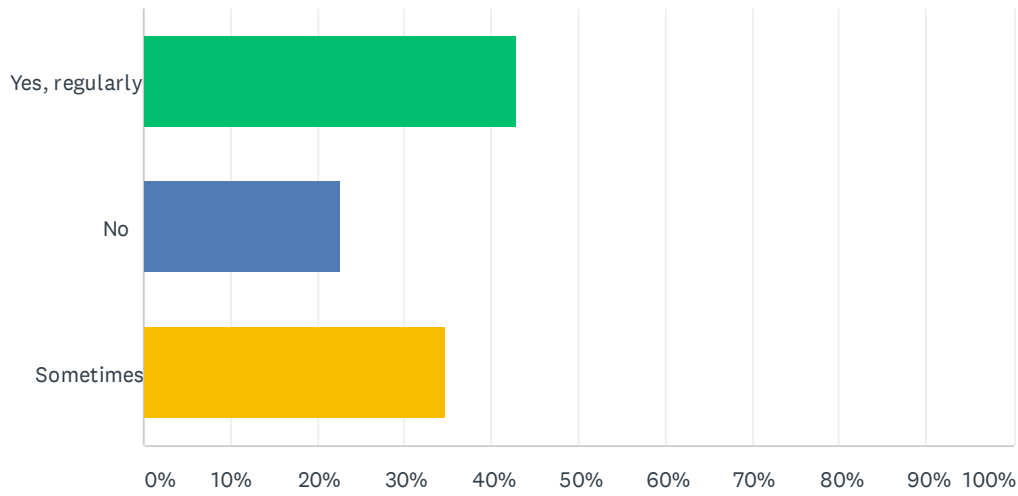
Answered: 222 Skipped: 1



ANSWER CHOICES	RESPONSES
Yes	94.59% 210
No	0.00% 0
Sometimes	5.41% 12
TOTAL	222

Q12 Do you use the parent/guardian Canvas or Seesaw app or website to monitor/support your child's schoolwork?

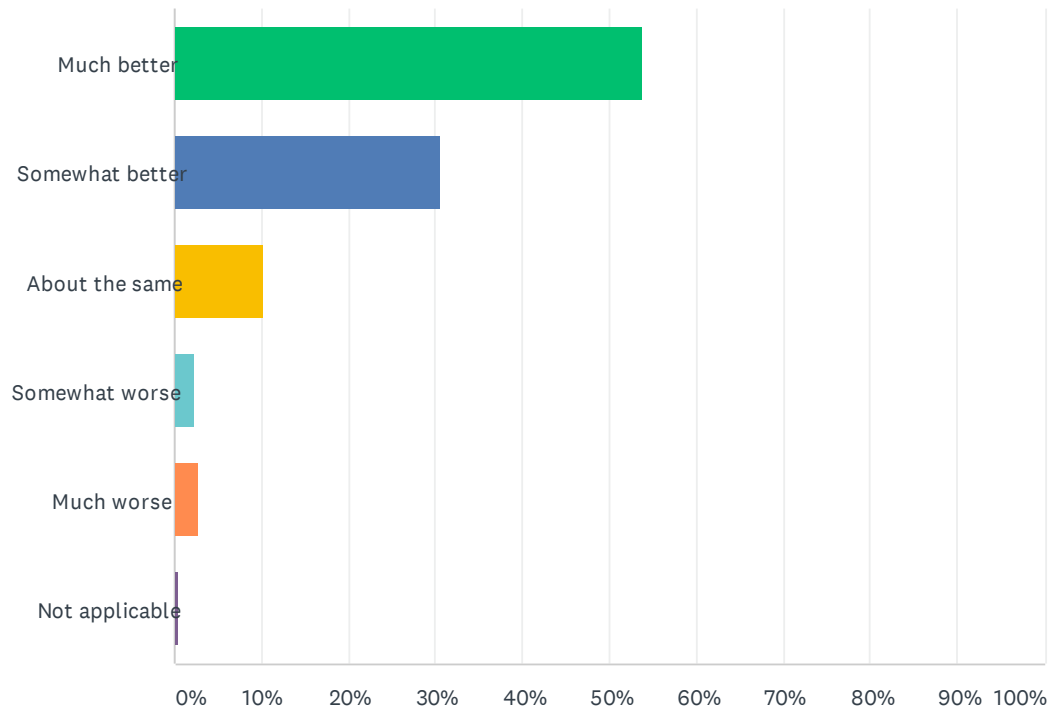
Answered: 222 Skipped: 1



ANSWER CHOICES	RESPONSES	
Yes, regularly	42.79%	95
No	22.52%	50
Sometimes	34.68%	77
TOTAL		222

Q13 Compared to your child’s remote learning experience in the spring, your child’s learning experience this fall has been:

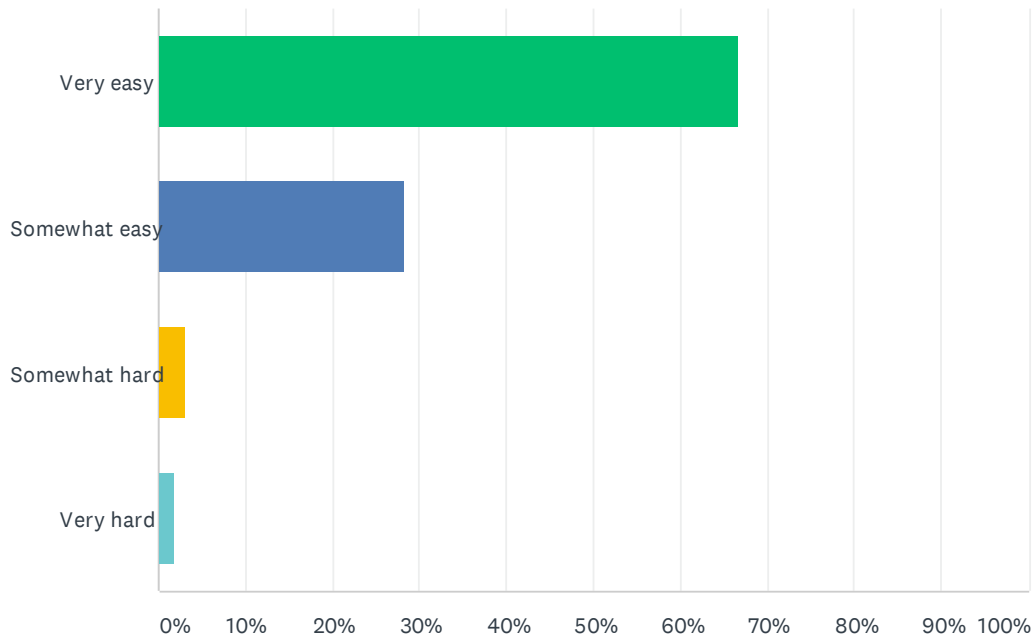
Answered: 223 Skipped: 0



ANSWER CHOICES	RESPONSES	
Much better	53.81%	120
Somewhat better	30.49%	68
About the same	10.31%	23
Somewhat worse	2.24%	5
Much worse	2.69%	6
Not applicable	0.45%	1
TOTAL		223

Q14 How easy or hard has it been for your child to find their class links, such as ClassLink, Canvas, Seesaw or Zoom?

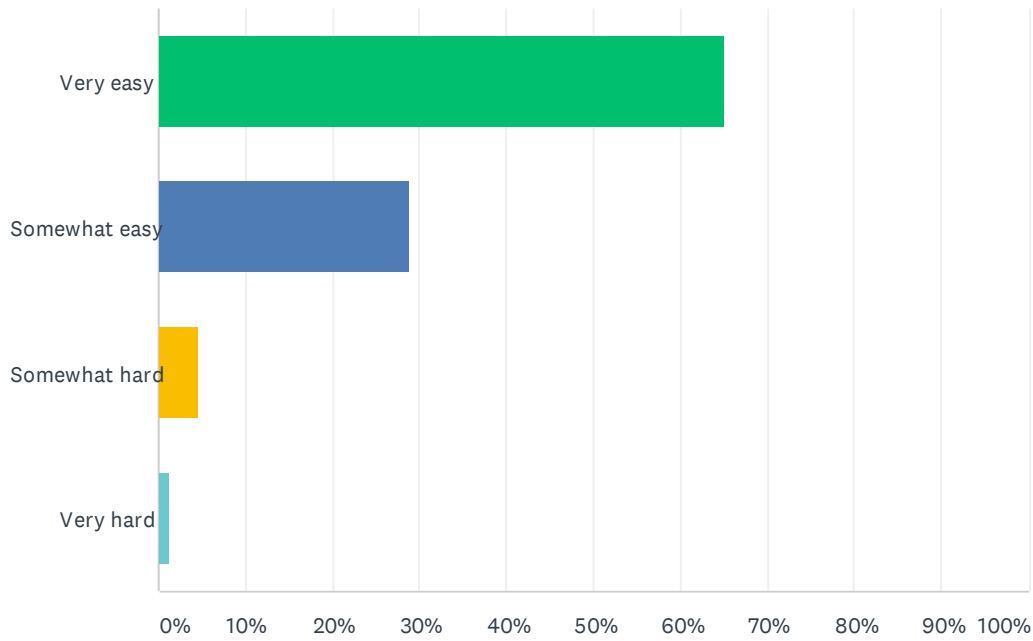
Answered: 220 Skipped: 3



ANSWER CHOICES	RESPONSES	
Very easy	66.82%	147
Somewhat easy	28.18%	62
Somewhat hard	3.18%	7
Very hard	1.82%	4
TOTAL		220

Q15 How easy or hard has it been for your child to find their class assignments?

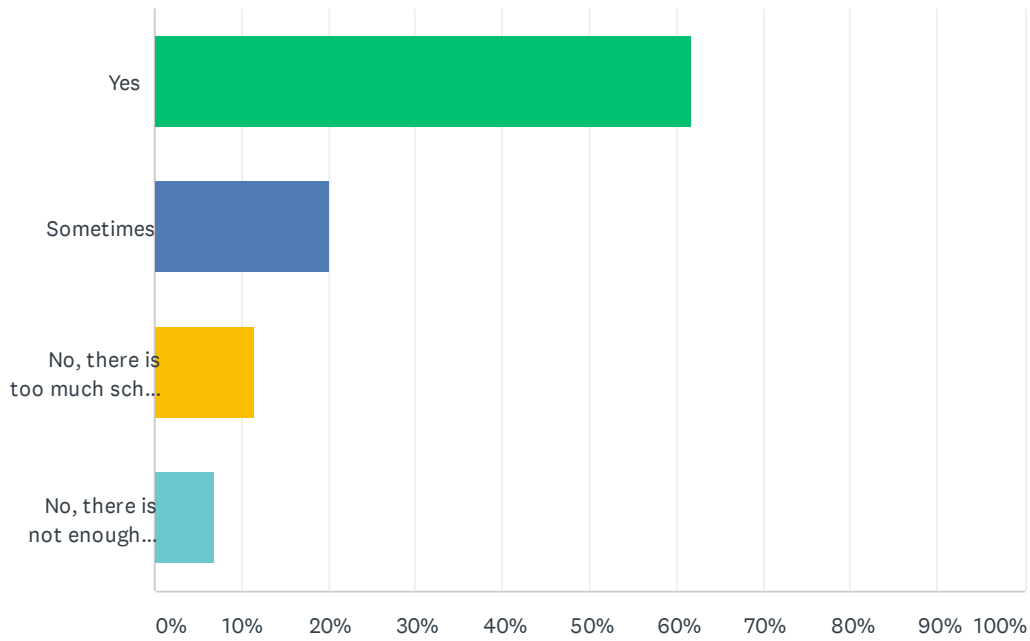
Answered: 221 Skipped: 2



ANSWER CHOICES	RESPONSES	
Very easy	65.16%	144
Somewhat easy	28.96%	64
Somewhat hard	4.52%	10
Very hard	1.36%	3
TOTAL		221

Q16 Do you feel your child has an appropriate level of school work in the current remote learning model?

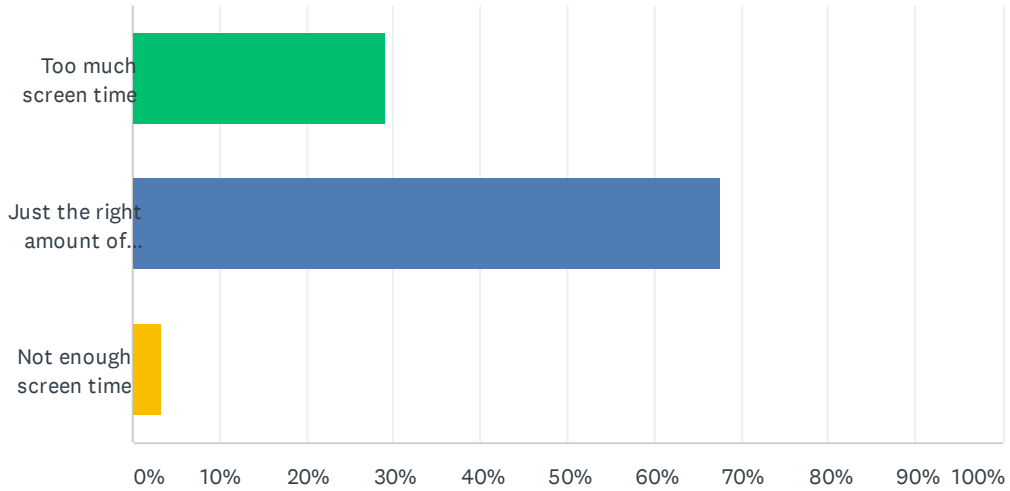
Answered: 219 Skipped: 4



ANSWER CHOICES	RESPONSES	
Yes	61.64%	135
Sometimes	20.09%	44
No, there is too much school work	11.42%	25
No, there is not enough school work	6.85%	15
TOTAL		219

Q17 My child's remote learning schedule requires:

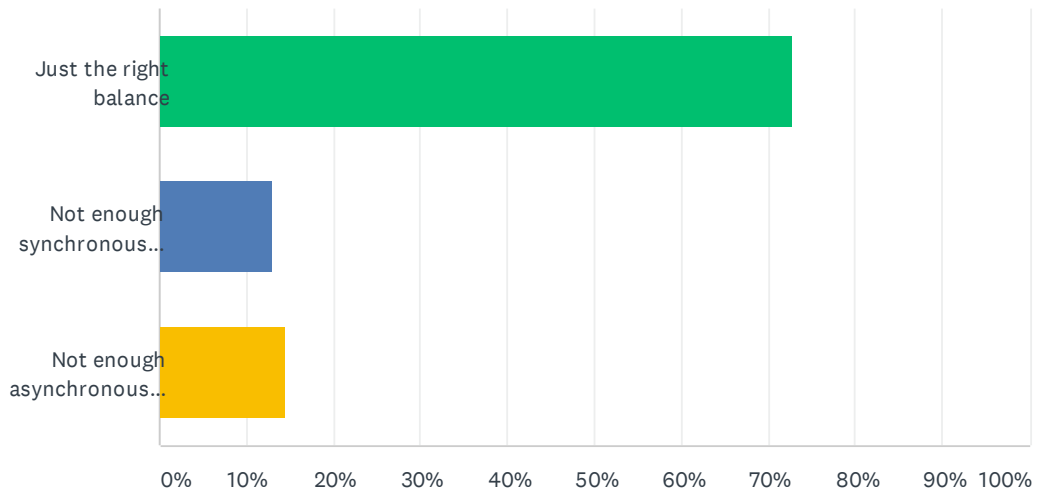
Answered: 213 Skipped: 10



ANSWER CHOICES	RESPONSES	
Too much screen time	29.11%	62
Just the right amount of screen time	67.61%	144
Not enough screen time	3.29%	7
TOTAL		213

Q18 I feel my child’s mix of synchronous (teacher-led) and asynchronous (teacher-directed) time is:

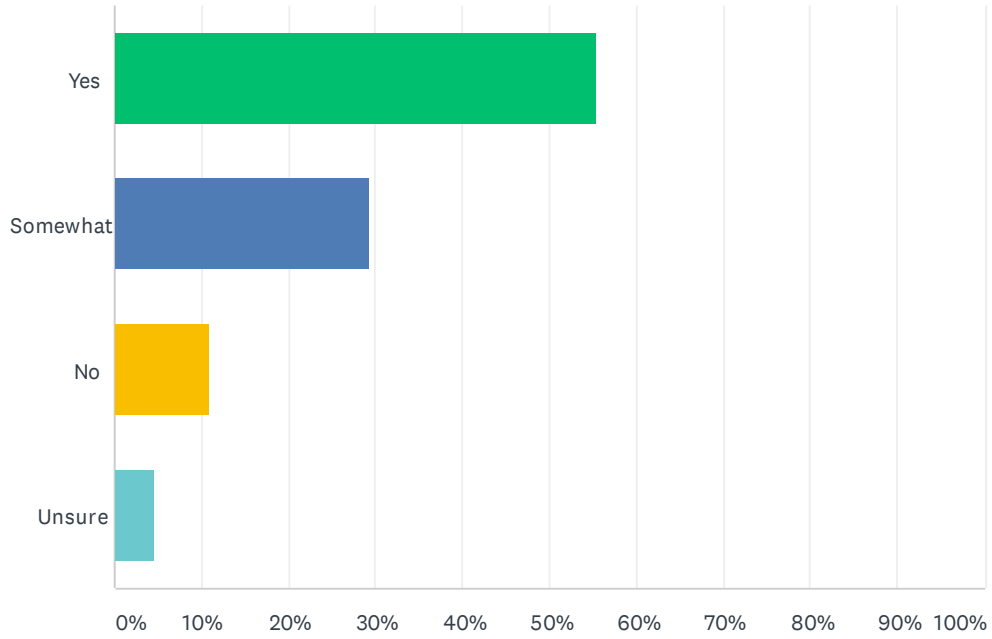
Answered: 209 Skipped: 14



ANSWER CHOICES	RESPONSES
Just the right balance	72.73% 152
Not enough synchronous time	12.92% 27
Not enough asynchronous time	14.35% 30
TOTAL	209

Q19 I feel my child is progressing in their learning:

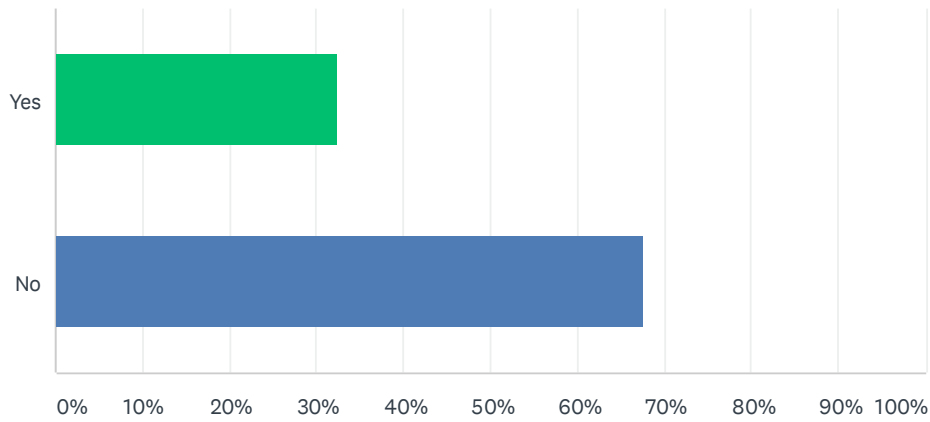
Answered: 222 Skipped: 1



ANSWER CHOICES	RESPONSES	
Yes	55.41%	123
Somewhat	29.28%	65
No	10.81%	24
Unsure	4.50%	10
TOTAL		222

Q20 Have you experienced any technology issues that have prevented your child from accessing their class or learning tools for a period of time?

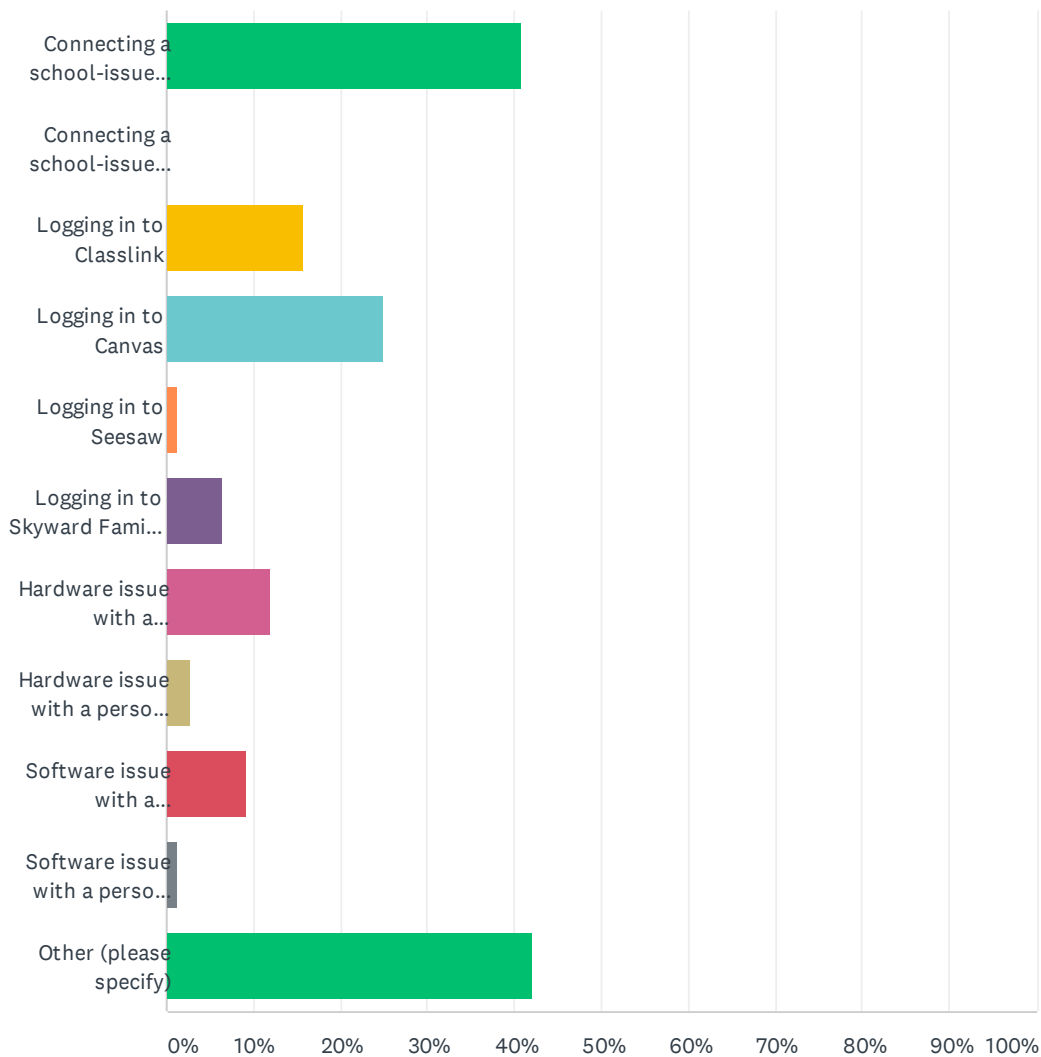
Answered: 222 Skipped: 1



ANSWER CHOICES	RESPONSES	
Yes	32.43%	72
No	67.57%	150
TOTAL		222

Q21 If you answered YES to the previous question, please indicate the type/s of technology issues you or your child has experienced: (select all that apply)

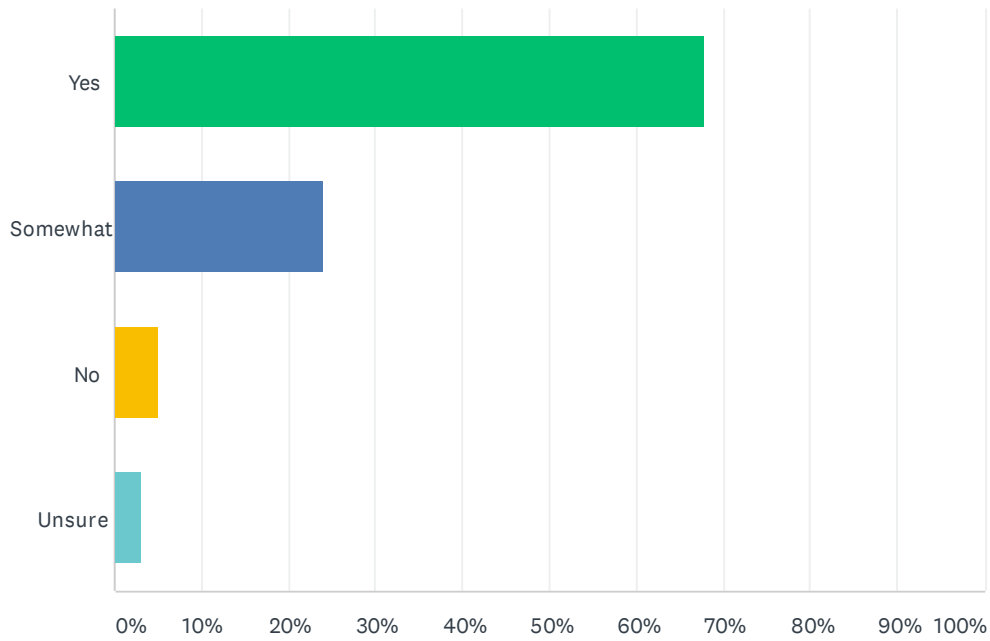
Answered: 76 Skipped: 147



ANSWER CHOICES	RESPONSES	
Connecting a school-issued Chromebook/iPad to home internet	40.79%	31
Connecting a school-issued Chromebook/iPad to a school-issued wifi hotspot	0.00%	0
Logging in to Classlink	15.79%	12
Logging in to Canvas	25.00%	19
Logging in to Seesaw	1.32%	1
Logging in to Skyward Family Access	6.58%	5
Hardware issue with a school-issued Chromebook/iPad	11.84%	9
Hardware issue with a personal computer/device owned by the student or family	2.63%	2
Software issue with a school-issued Chromebook/iPad	9.21%	7
Software issue with a personal computer/device owned by the student or family	1.32%	1
Other (please specify)	42.11%	32
Total Respondents: 76		

Q22 As a parent/guardian, I am provided enough information to support my child with remote learning:

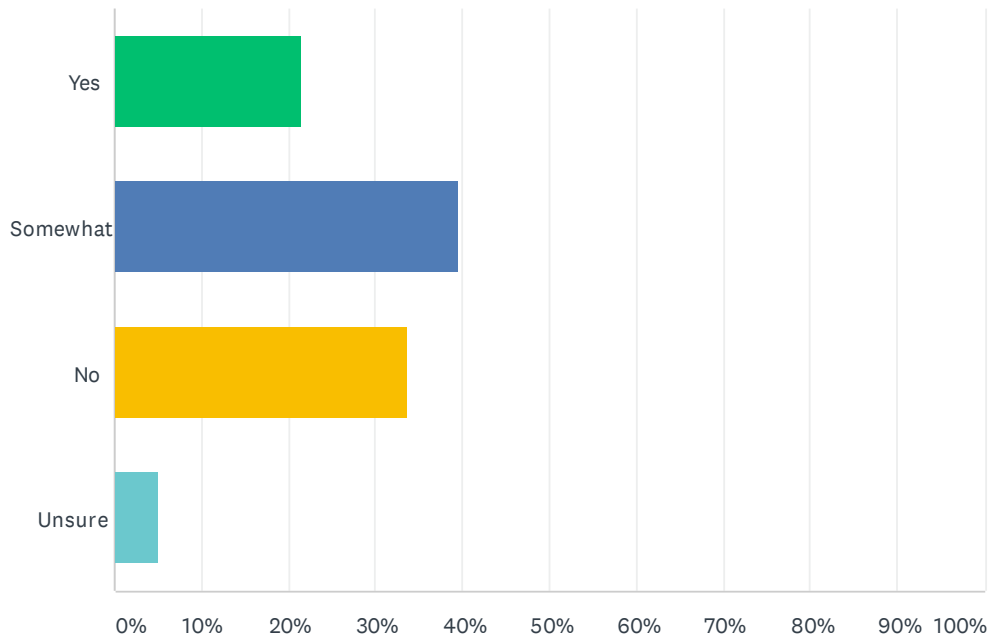
Answered: 221 Skipped: 2



ANSWER CHOICES	RESPONSES	
Yes	67.87%	150
Somewhat	23.98%	53
No	4.98%	11
Unsure	3.17%	7
TOTAL		221

Q23 Do you feel your child’s social and emotional needs are being supported by their school during this period of remote learning?

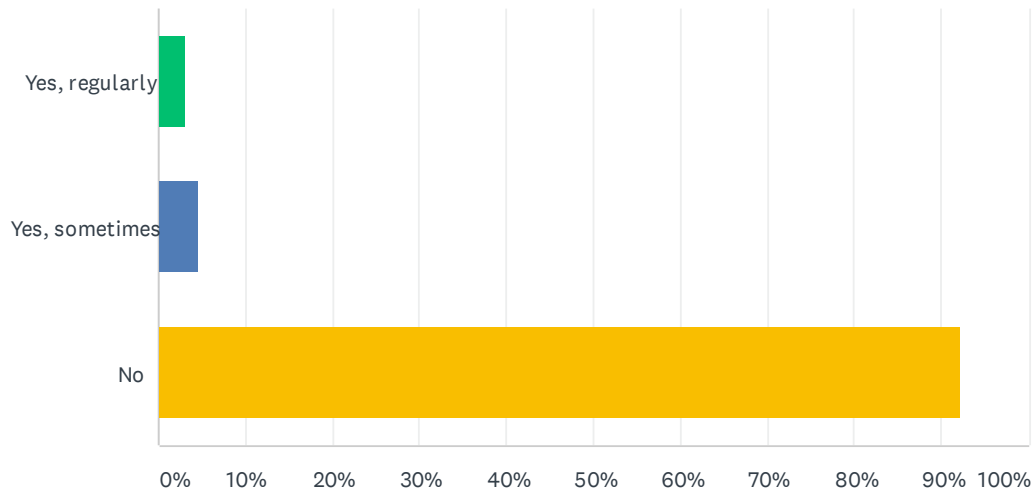
Answered: 222 Skipped: 1



ANSWER CHOICES	RESPONSES	
Yes	21.62%	48
Somewhat	39.64%	88
No	33.78%	75
Unsure	4.95%	11
TOTAL		222

Q24 Has your family accessed school meals during remote learning this fall?

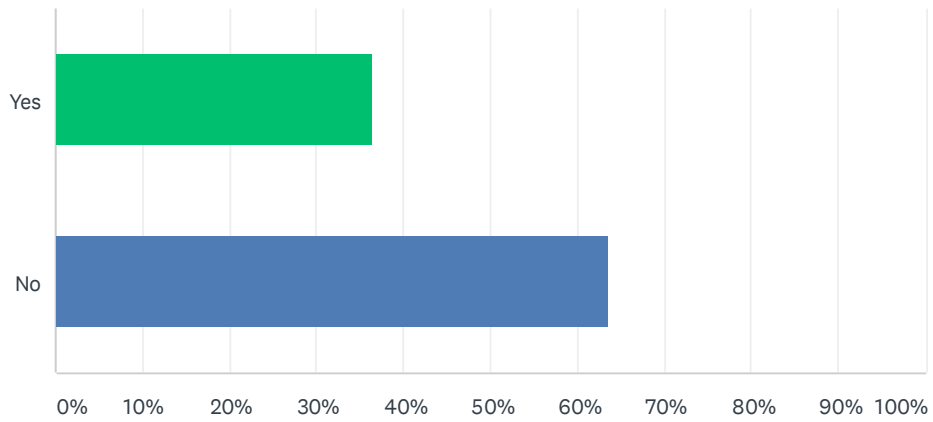
Answered: 222 Skipped: 1



ANSWER CHOICES	RESPONSES
Yes, regularly	3.15% 7
Yes, sometimes	4.50% 10
No	92.34% 205
TOTAL	222

Q25 Did you attend or watch a recording of one of our Family Academy webinars at the beginning of the school year?

Answered: 220 Skipped: 3



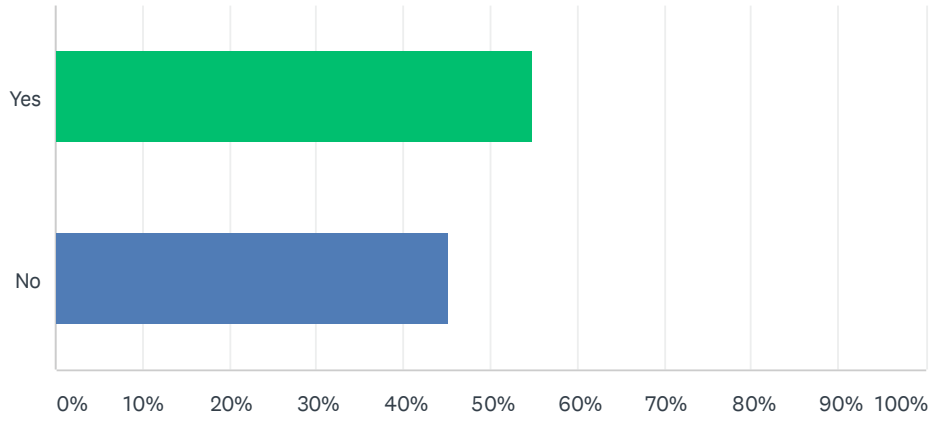
ANSWER CHOICES	RESPONSES	
Yes	36.36%	80
No	63.64%	140
TOTAL		220

Q26 If there is a topic you would like to see covered at a future Family Academy, please include it here.

Answered: 12 Skipped: 211

Q27 Have you accessed the Remote Learning Resources webpage on your school or district website?

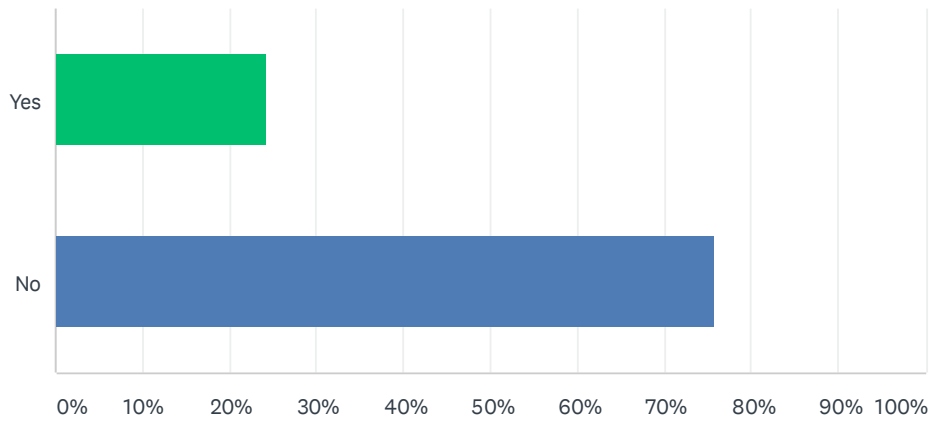
Answered: 221 Skipped: 2



ANSWER CHOICES	RESPONSES	
Yes	54.75%	121
No	45.25%	100
TOTAL		221

Q28 Have you contacted your school regarding any needs your family may have?

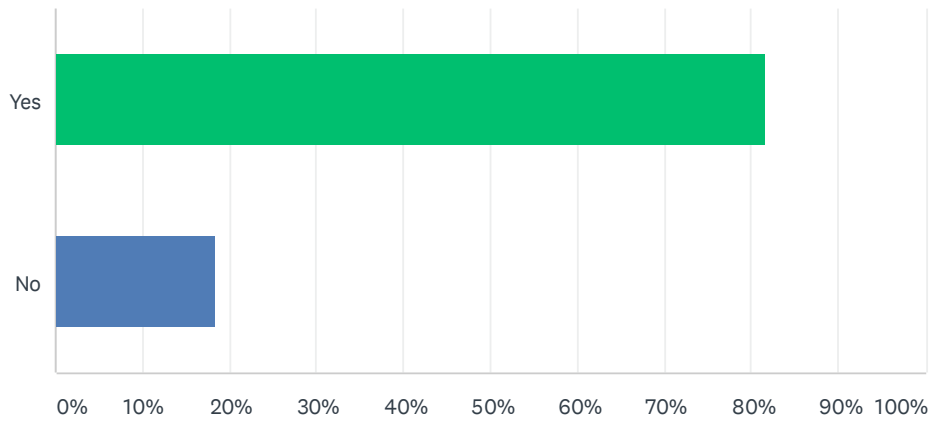
Answered: 223 Skipped: 0



ANSWER CHOICES	RESPONSES	
Yes	24.22%	54
No	75.78%	169
TOTAL		223

Q29 Do you know who to contact at your school if you need resources or support?

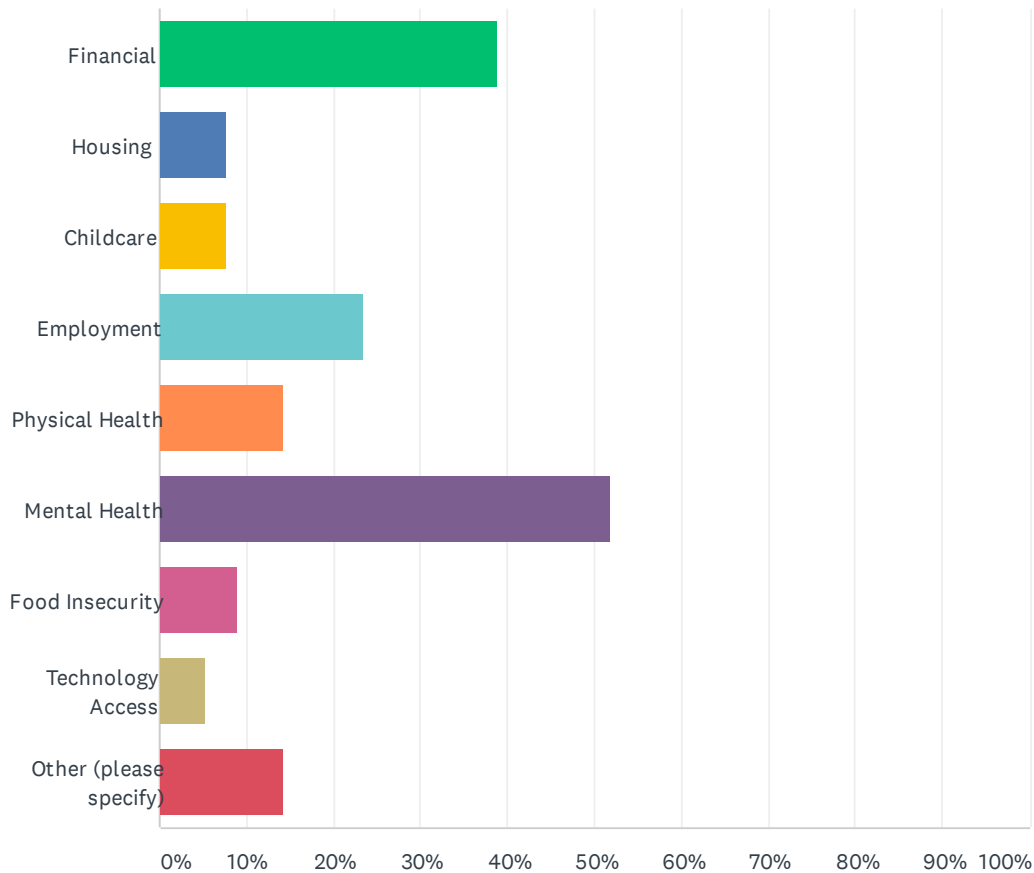
Answered: 223 Skipped: 0



ANSWER CHOICES	RESPONSES	
Yes	81.61%	182
No	18.39%	41
TOTAL		223

Q30 If your family is currently experiencing hardship due to the COVID-19 pandemic, what are those challenges? (select all that apply)

Answered: 77 Skipped: 146



ANSWER CHOICES	RESPONSES	
Financial	38.96%	30
Housing	7.79%	6
Childcare	7.79%	6
Employment	23.38%	18
Physical Health	14.29%	11
Mental Health	51.95%	40
Food Insecurity	9.09%	7
Technology Access	5.19%	4
Other (please specify)	14.29%	11
Total Respondents: 77		