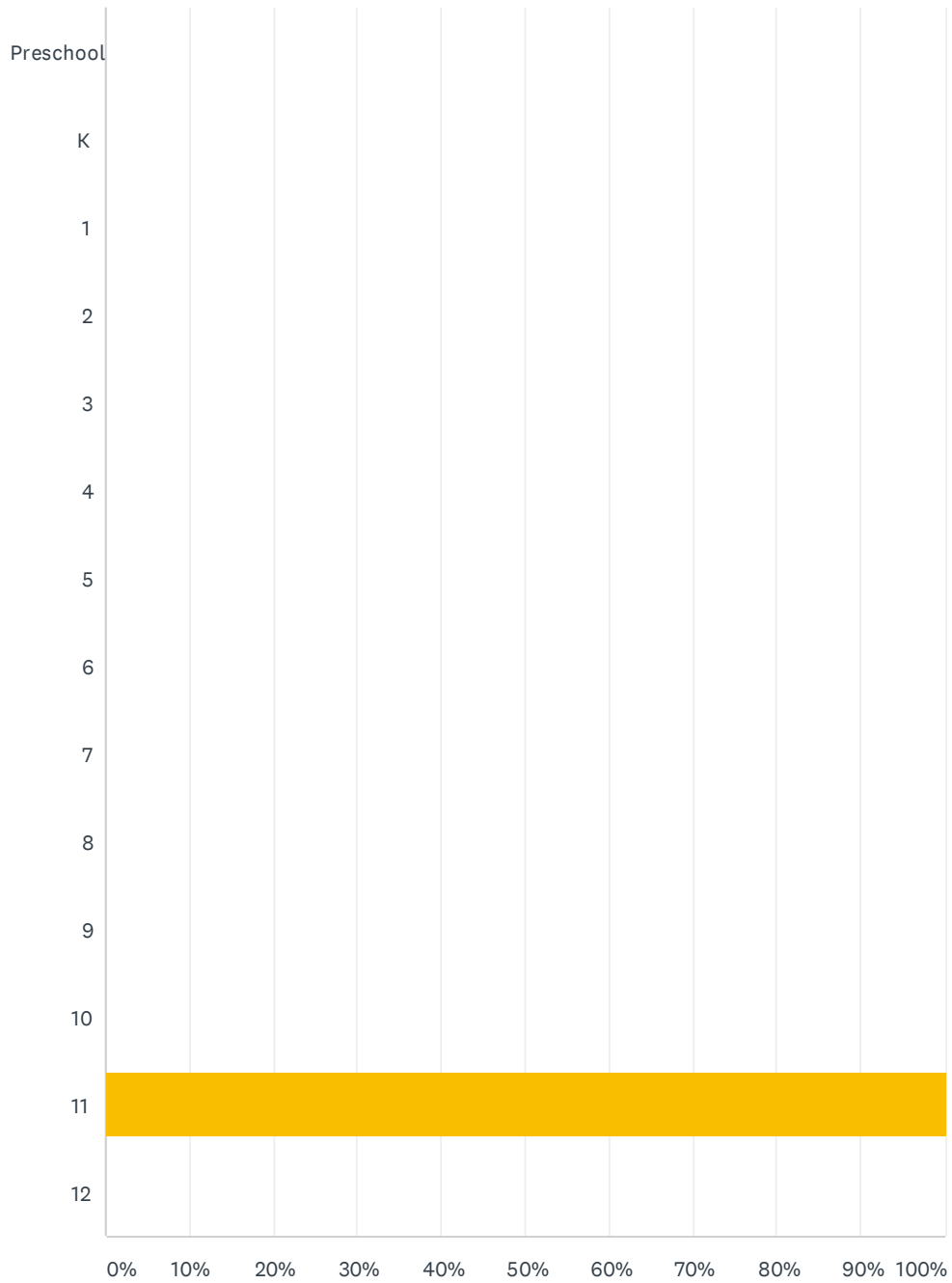


Q1 Please select your child's grade level:

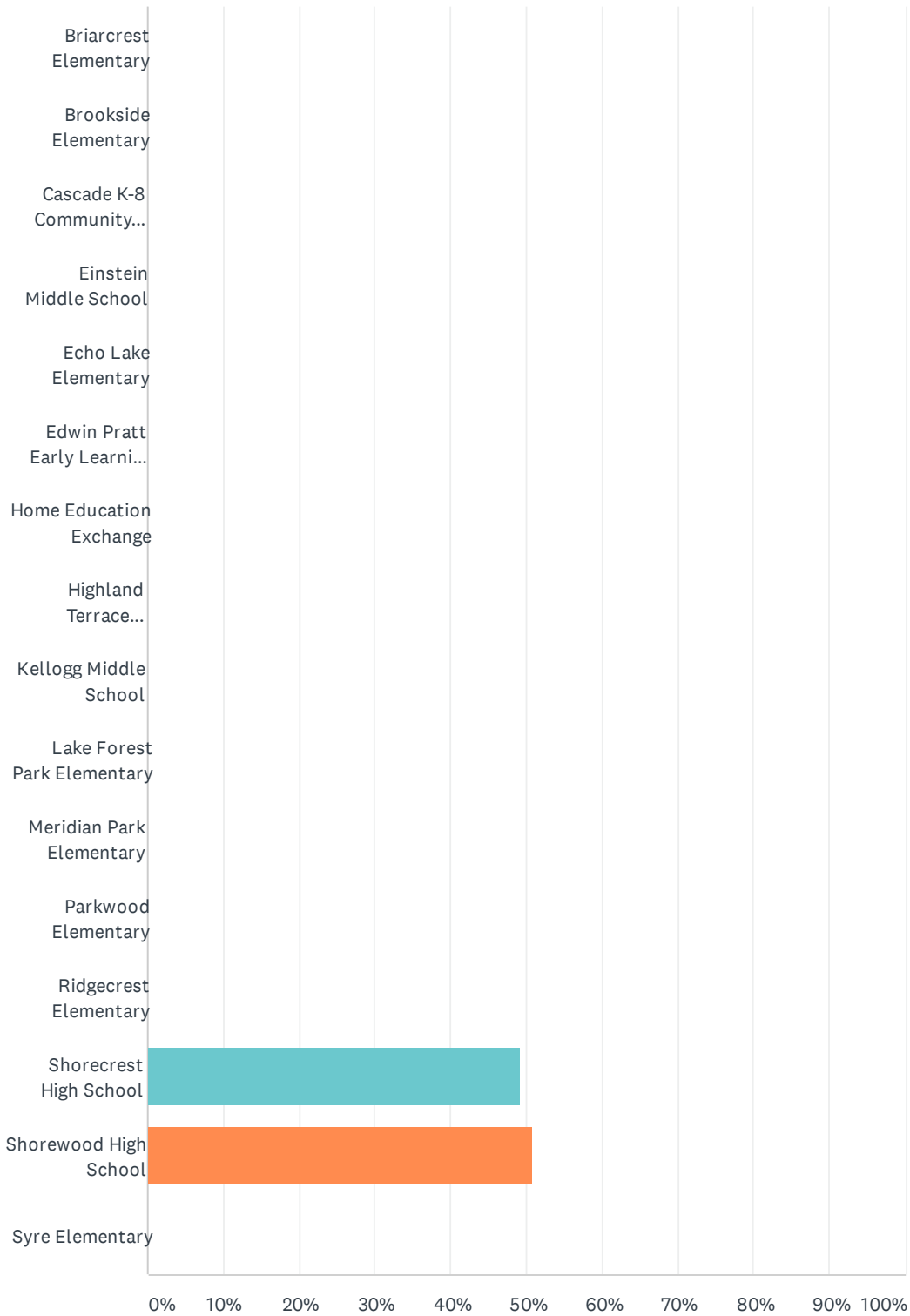
Answered: 260 Skipped: 0



ANSWER CHOICES	RESPONSES	
Preschool	0.00%	0
K	0.00%	0
1	0.00%	0
2	0.00%	0
3	0.00%	0
4	0.00%	0
5	0.00%	0
6	0.00%	0
7	0.00%	0
8	0.00%	0
9	0.00%	0
10	0.00%	0
11	100.00%	260
12	0.00%	0
TOTAL		260

Q2 Which school does your child attend?

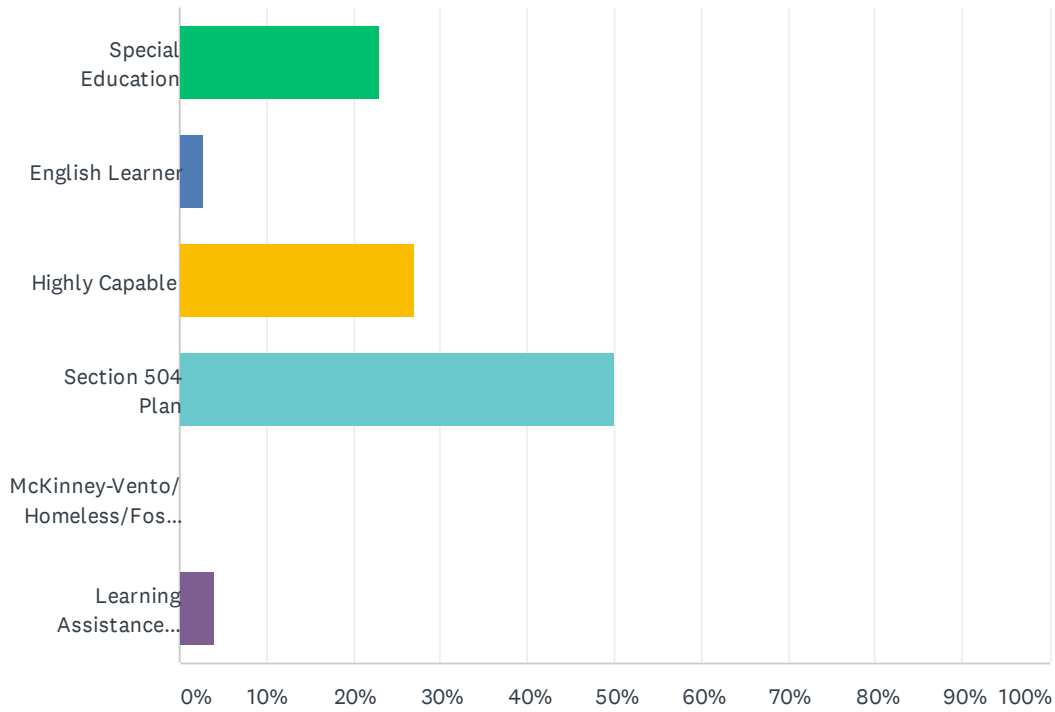
Answered: 260 Skipped: 0



ANSWER CHOICES	RESPONSES	
Briarcrest Elementary	0.00%	0
Brookside Elementary	0.00%	0
Cascade K-8 Community School	0.00%	0
Einstein Middle School	0.00%	0
Echo Lake Elementary	0.00%	0
Edwin Pratt Early Learning Center	0.00%	0
Home Education Exchange	0.00%	0
Highland Terrace Elementary	0.00%	0
Kellogg Middle School	0.00%	0
Lake Forest Park Elementary	0.00%	0
Meridian Park Elementary	0.00%	0
Parkwood Elementary	0.00%	0
Ridgecrest Elementary	0.00%	0
Shorecrest High School	49.23%	128
Shorewood High School	50.77%	132
Syre Elementary	0.00%	0
TOTAL		260

Q3 If your child is in a special program, please select all that apply.

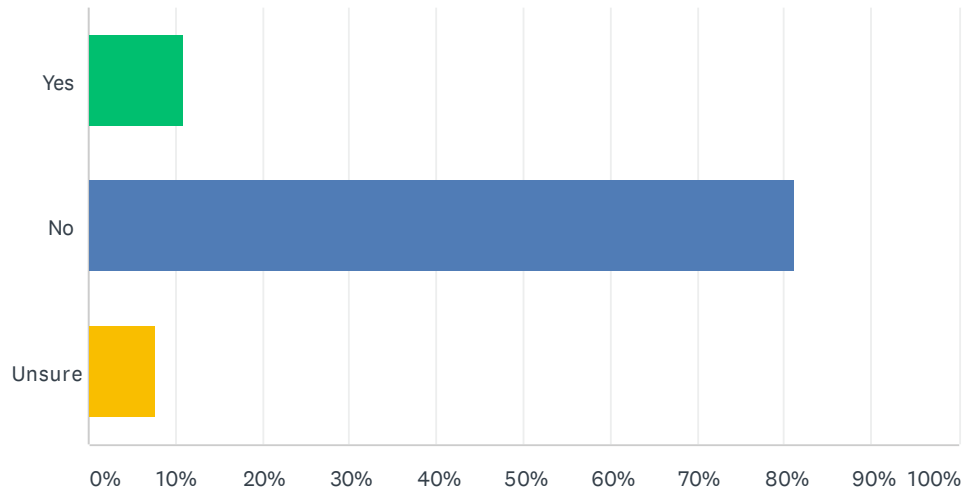
Answered: 74 Skipped: 186



ANSWER CHOICES	RESPONSES	
Special Education	22.97%	17
English Learner	2.70%	2
Highly Capable	27.03%	20
Section 504 Plan	50.00%	37
McKinney-Vento/Homeless/Foster Care	0.00%	0
Learning Assistance Program/Title I	4.05%	3
Total Respondents: 74		

Q4 Does your child qualify for free or reduced-price school meals?

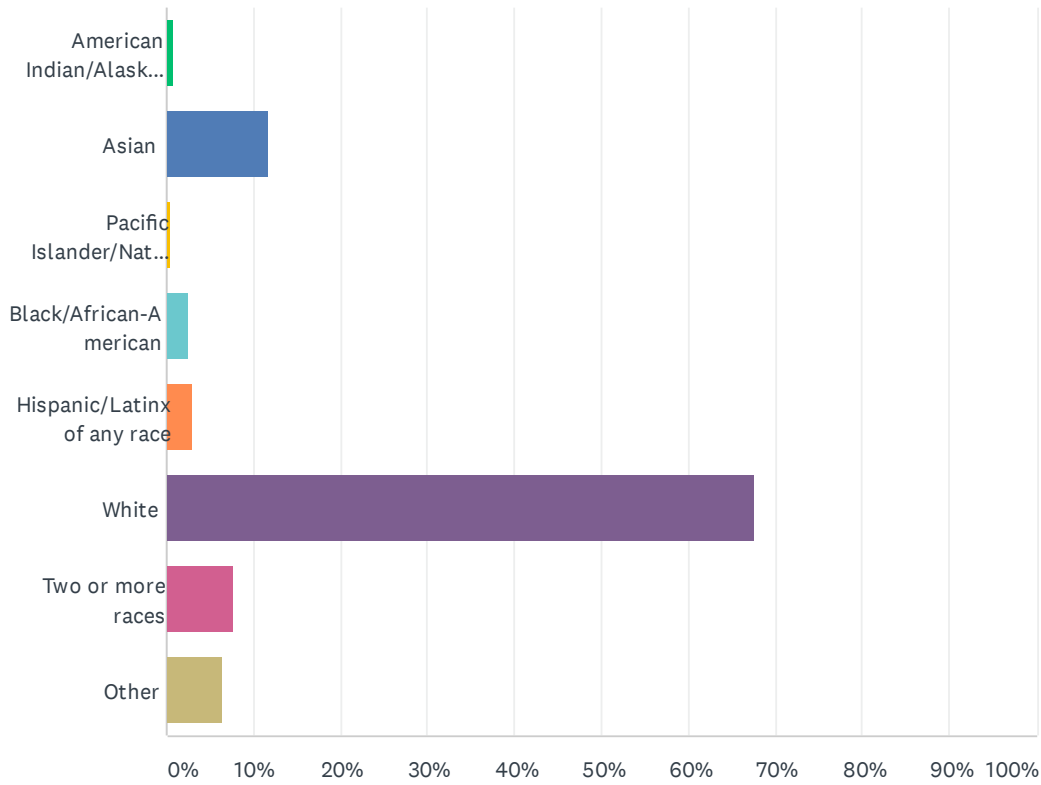
Answered: 255 Skipped: 5



ANSWER CHOICES	RESPONSES
Yes	10.98% 28
No	81.18% 207
Unsure	7.84% 20
TOTAL	255

Q5 What is your race/ethnic origin?

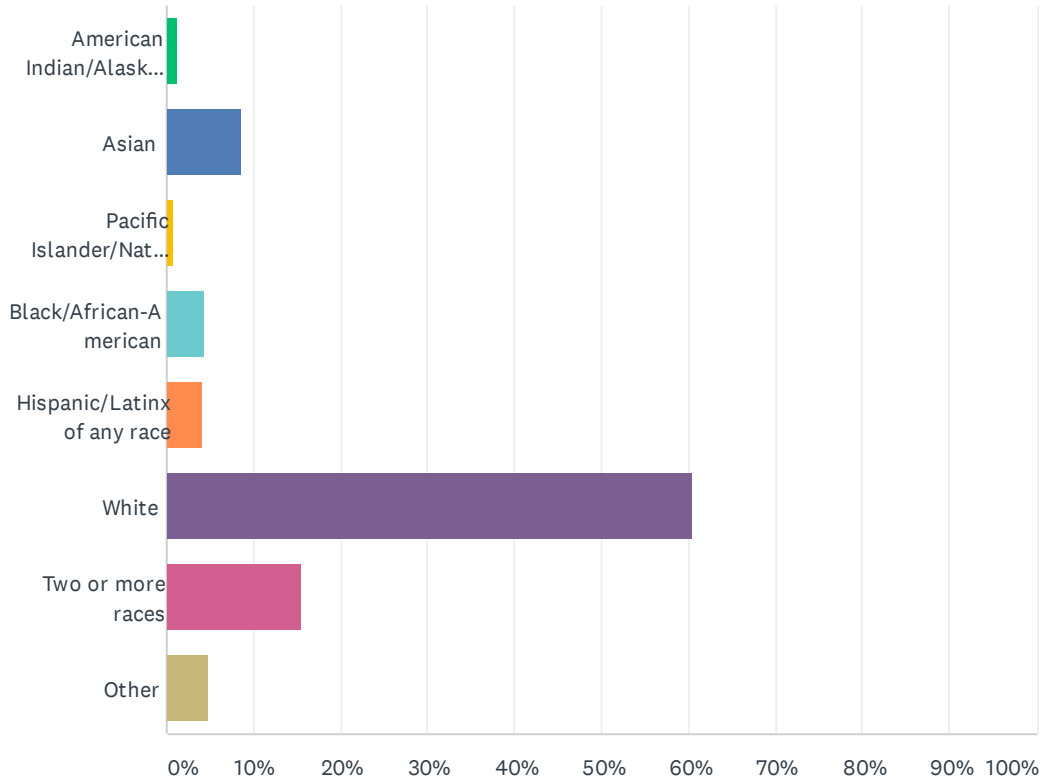
Answered: 247 Skipped: 13



ANSWER CHOICES	RESPONSES
American Indian/Alaskan Native	0.81% 2
Asian	11.74% 29
Pacific Islander/Native Hawaiian	0.40% 1
Black/African-American	2.43% 6
Hispanic/Latinx of any race	2.83% 7
White	67.61% 167
Two or more races	7.69% 19
Other	6.48% 16
TOTAL	247

Q6 What is your child's race/ethnic origin?

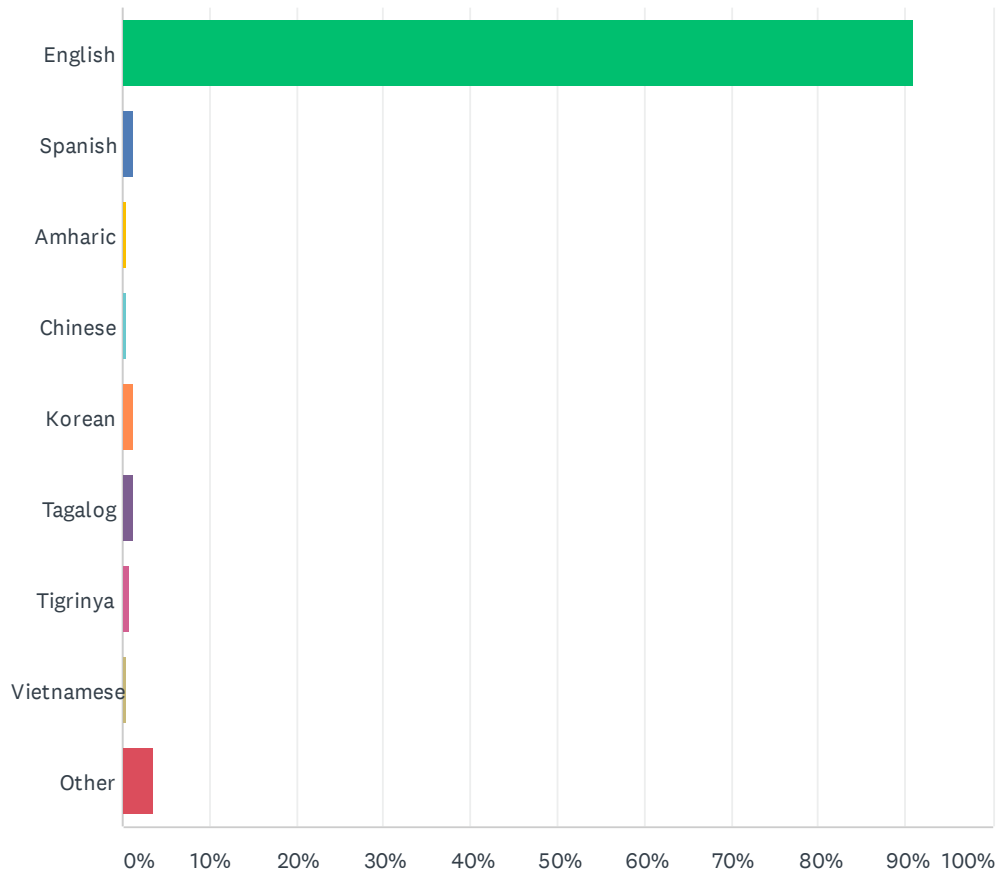
Answered: 245 Skipped: 15



ANSWER CHOICES	RESPONSES
American Indian/Alaskan Native	1.22% 3
Asian	8.57% 21
Pacific Islander/Native Hawaiian	0.82% 2
Black/African-American	4.49% 11
Hispanic/Latinx of any race	4.08% 10
White	60.41% 148
Two or more races	15.51% 38
Other	4.90% 12
TOTAL	245

Q7 What is your primary home language?

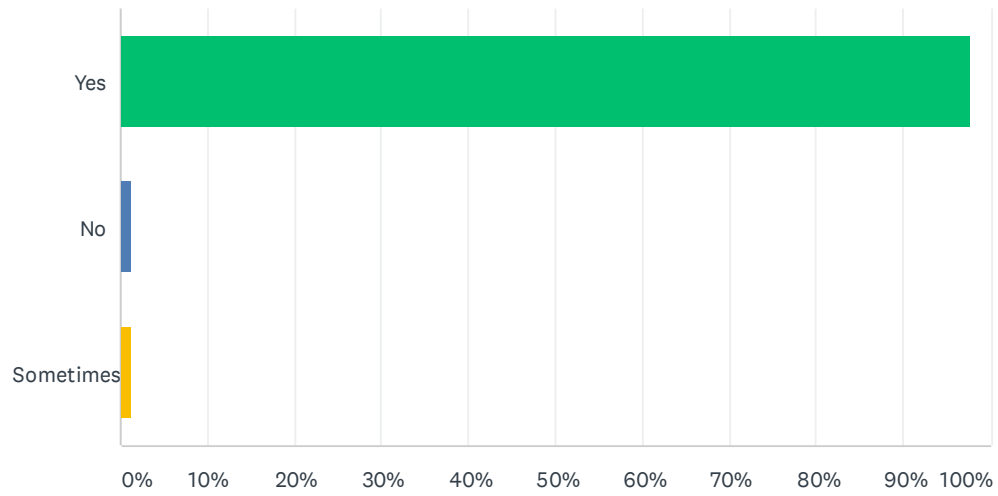
Answered: 253 Skipped: 7



ANSWER CHOICES	RESPONSES	
English	90.91%	230
Spanish	1.19%	3
Amharic	0.40%	1
Chinese	0.40%	1
Korean	1.19%	3
Tagalog	1.19%	3
Tigrinya	0.79%	2
Vietnamese	0.40%	1
Other	3.56%	9
TOTAL		253

Q8 Do you receive information from your child’s school and the school district in a language you understand?

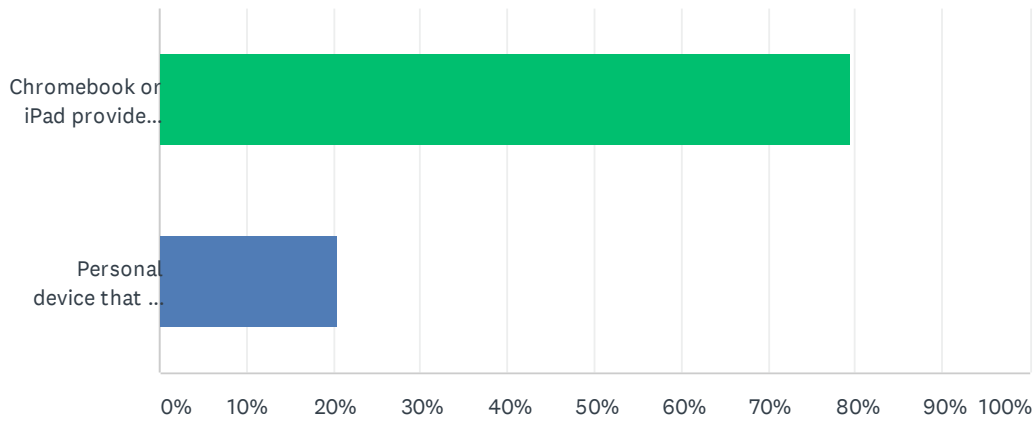
Answered: 257 Skipped: 3



ANSWER CHOICES	RESPONSES	
Yes	97.67%	251
No	1.17%	3
Sometimes	1.17%	3
TOTAL		257

Q9 Is your child using a school-issued or personal Chromebook or iPad for remote learning?

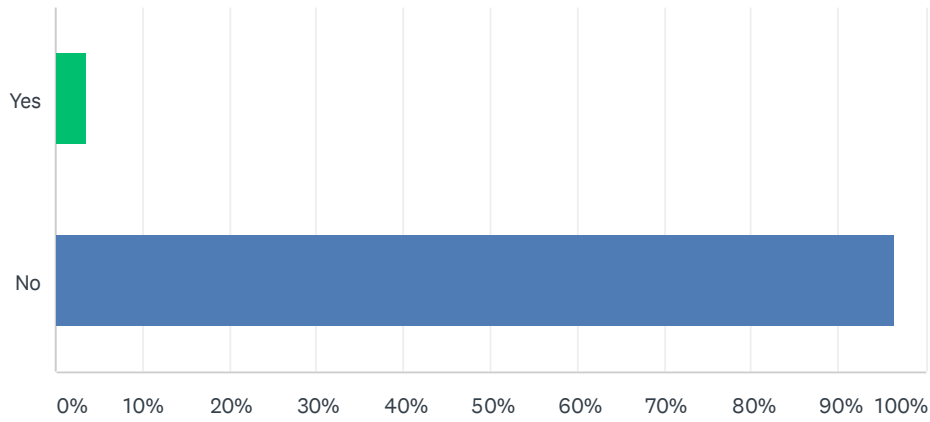
Answered: 258 Skipped: 2



ANSWER CHOICES	RESPONSES	
Chromebook or iPad provided by their school/district	79.46%	205
Personal device that we own	20.54%	53
TOTAL		258

Q10 Did you check out a WiFi hotspot from your school or district?

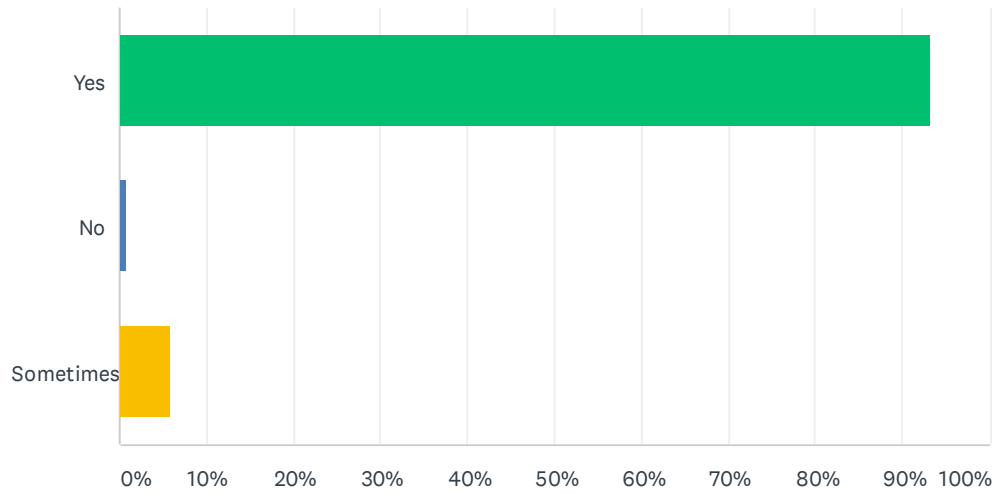
Answered: 258 Skipped: 2



ANSWER CHOICES	RESPONSES	
Yes	3.49%	9
No	96.51%	249
TOTAL		258

Q11 Is your child currently able to access the internet for remote learning?

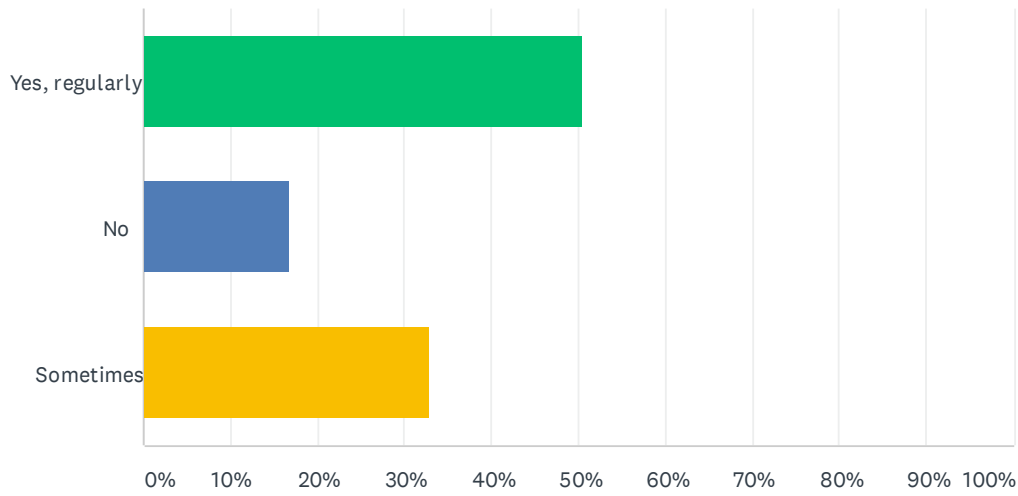
Answered: 257 Skipped: 3



ANSWER CHOICES	RESPONSES	
Yes	93.39%	240
No	0.78%	2
Sometimes	5.84%	15
TOTAL		257

Q12 Do you use the parent/guardian Canvas or Seesaw app or website to monitor/support your child's schoolwork?

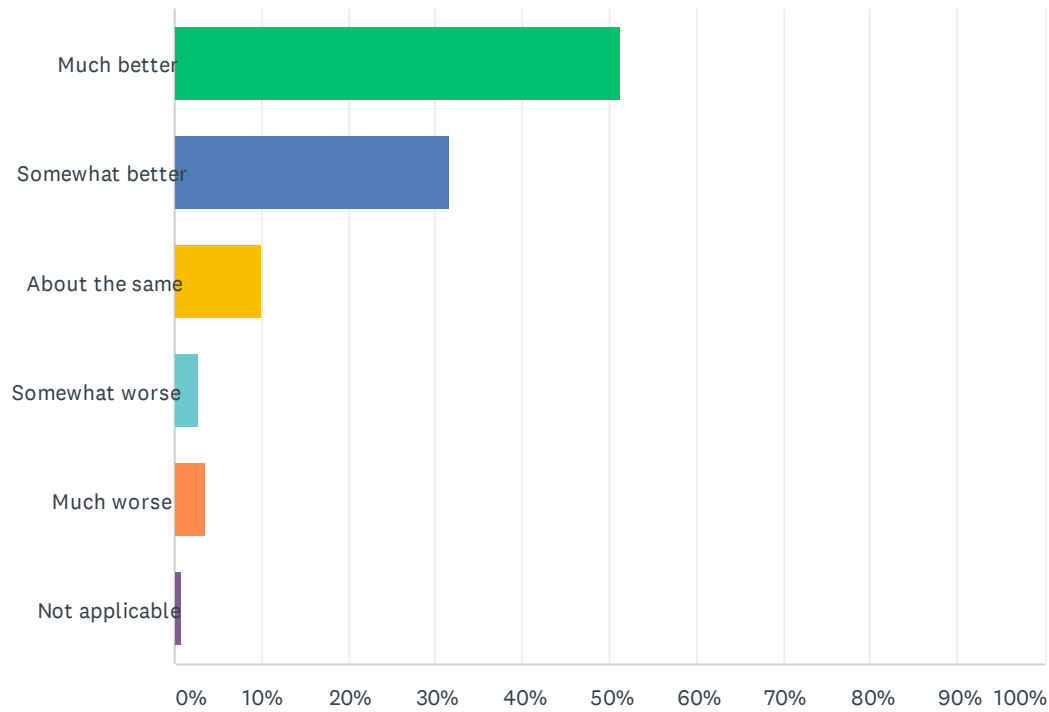
Answered: 258 Skipped: 2



ANSWER CHOICES	RESPONSES
Yes, regularly	50.39% 130
No	16.67% 43
Sometimes	32.95% 85
TOTAL	258

Q13 Compared to your child’s remote learning experience in the spring, your child’s learning experience this fall has been:

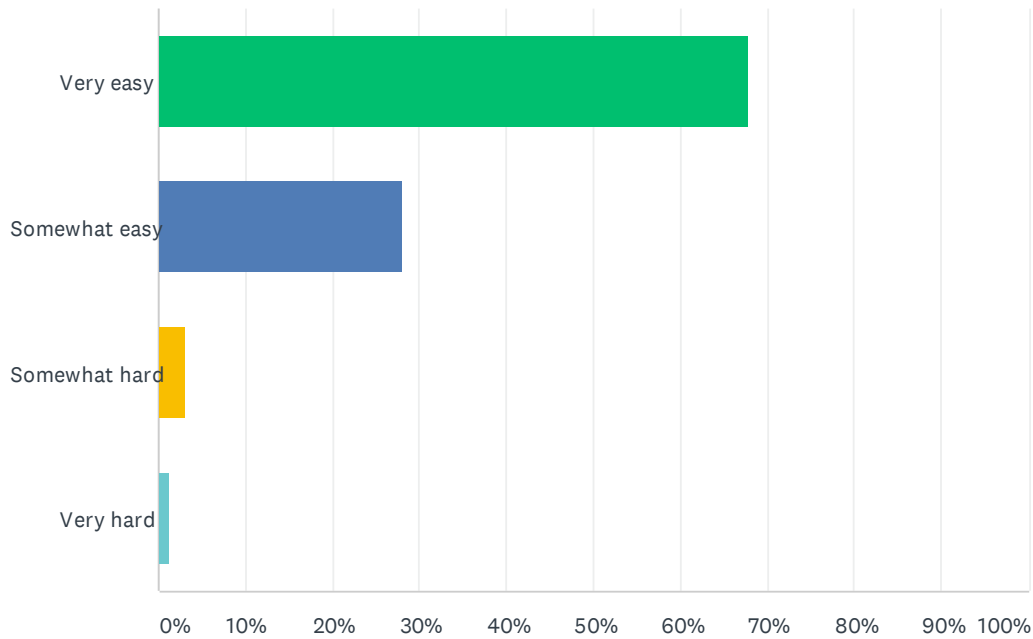
Answered: 259 Skipped: 1



ANSWER CHOICES	RESPONSES	
Much better	51.35%	133
Somewhat better	31.66%	82
About the same	10.04%	26
Somewhat worse	2.70%	7
Much worse	3.47%	9
Not applicable	0.77%	2
TOTAL		259

Q14 How easy or hard has it been for your child to find their class links, such as ClassLink, Canvas, Seesaw or Zoom?

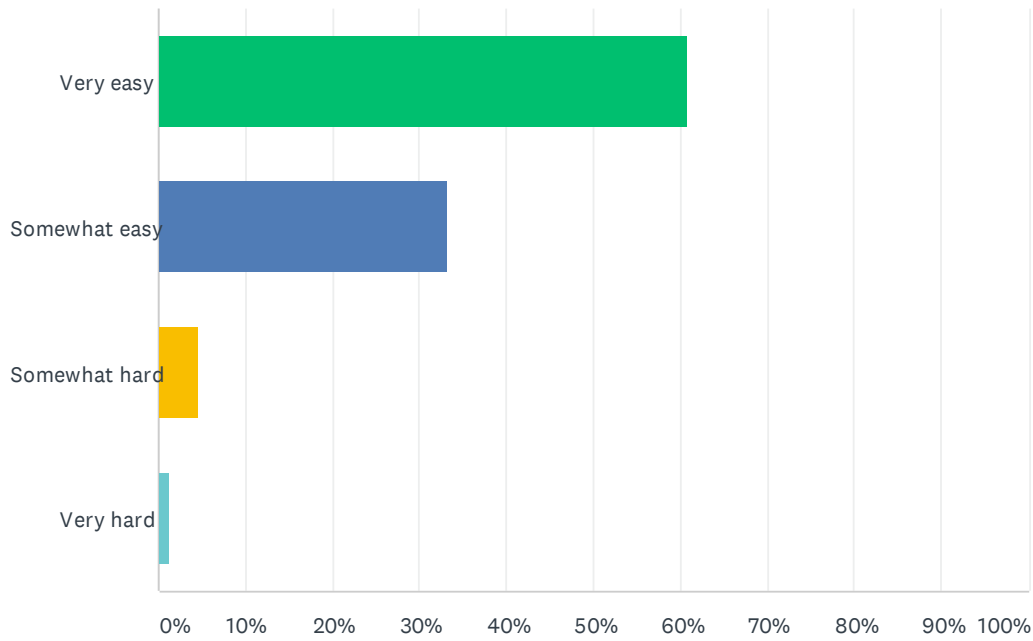
Answered: 257 Skipped: 3



ANSWER CHOICES	RESPONSES	
Very easy	67.70%	174
Somewhat easy	28.02%	72
Somewhat hard	3.11%	8
Very hard	1.17%	3
TOTAL		257

Q15 How easy or hard has it been for your child to find their class assignments?

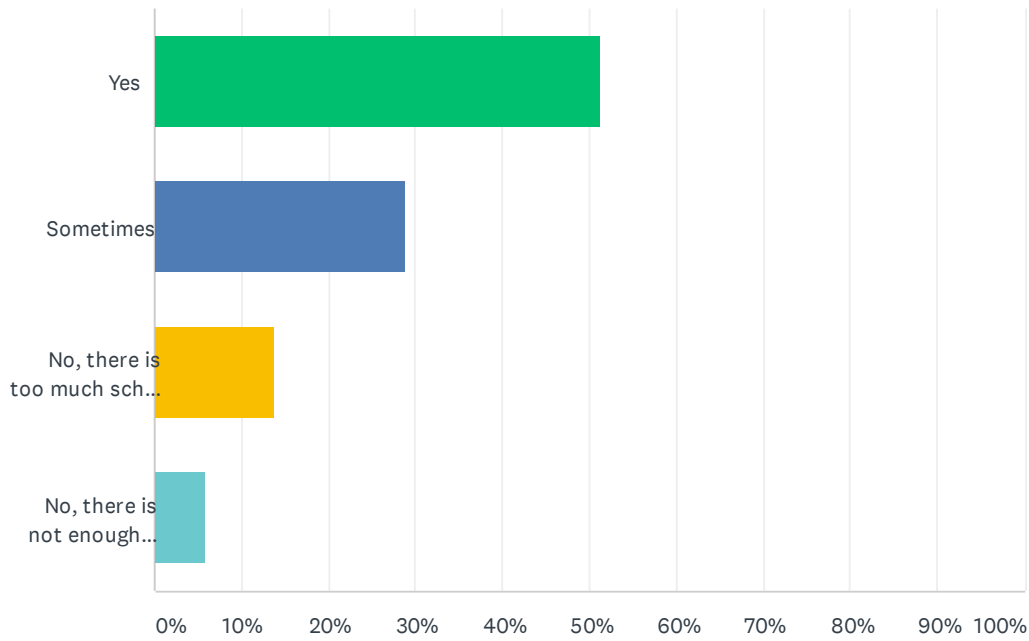
Answered: 258 Skipped: 2



ANSWER CHOICES	RESPONSES	
Very easy	60.85%	157
Somewhat easy	33.33%	86
Somewhat hard	4.65%	12
Very hard	1.16%	3
TOTAL		258

Q16 Do you feel your child has an appropriate level of school work in the current remote learning model?

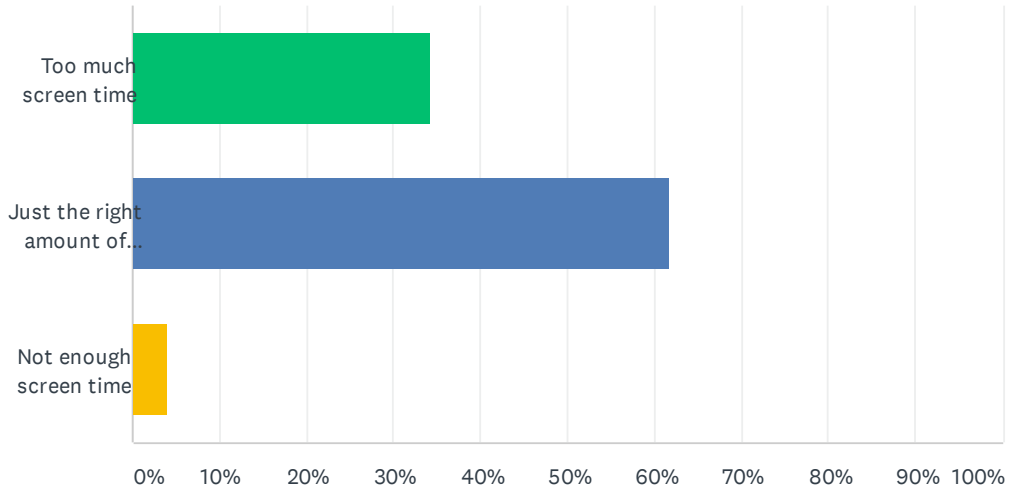
Answered: 259 Skipped: 1



ANSWER CHOICES	RESPONSES	
Yes	51.35%	133
Sometimes	28.96%	75
No, there is too much school work	13.90%	36
No, there is not enough school work	5.79%	15
TOTAL		259

Q17 My child's remote learning schedule requires:

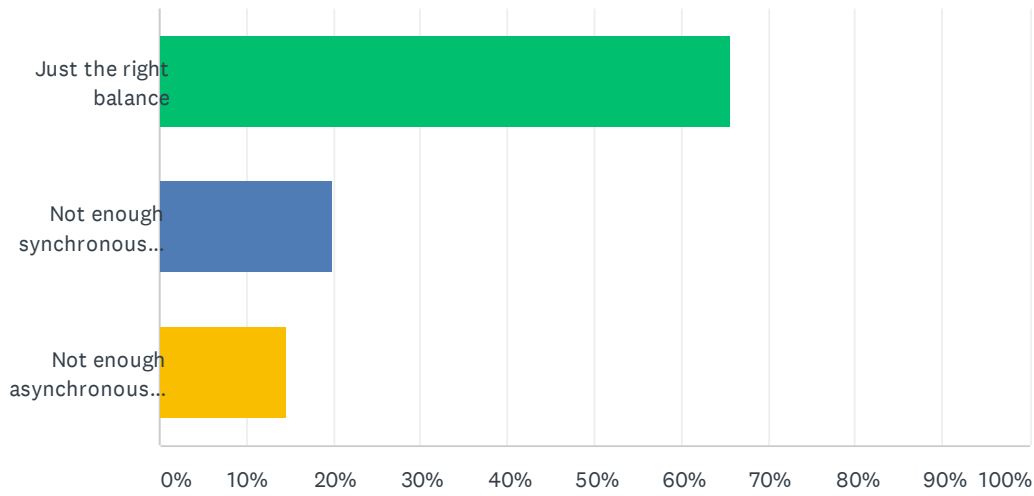
Answered: 251 Skipped: 9



ANSWER CHOICES	RESPONSES	
Too much screen time	34.26%	86
Just the right amount of screen time	61.75%	155
Not enough screen time	3.98%	10
TOTAL		251

Q18 I feel my child’s mix of synchronous (teacher-led) and asynchronous (teacher-directed) time is:

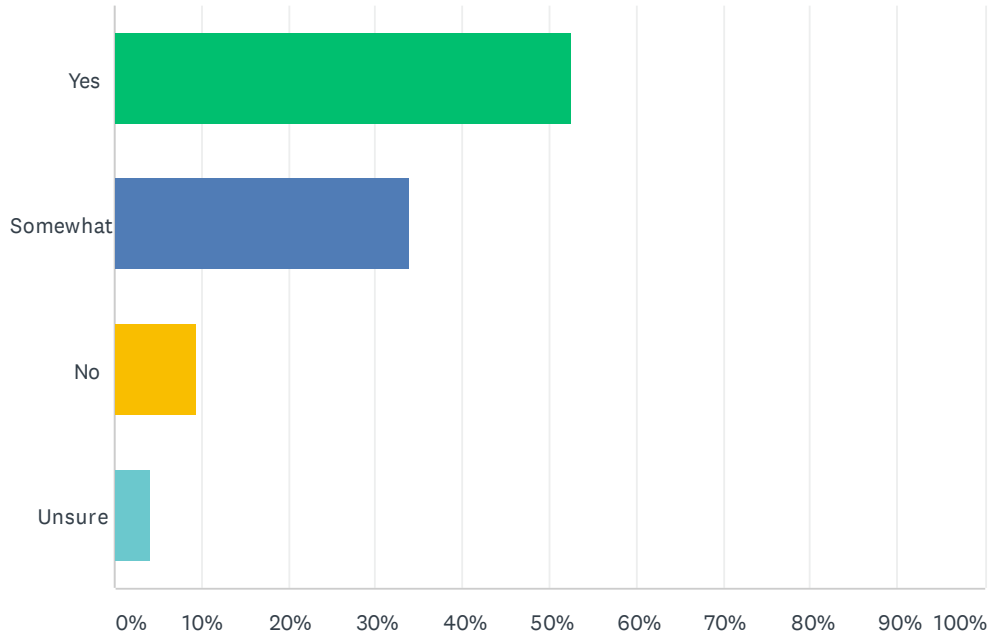
Answered: 247 Skipped: 13



ANSWER CHOICES	RESPONSES	
Just the right balance	65.59%	162
Not enough synchronous time	19.84%	49
Not enough asynchronous time	14.57%	36
TOTAL		247

Q19 I feel my child is progressing in their learning:

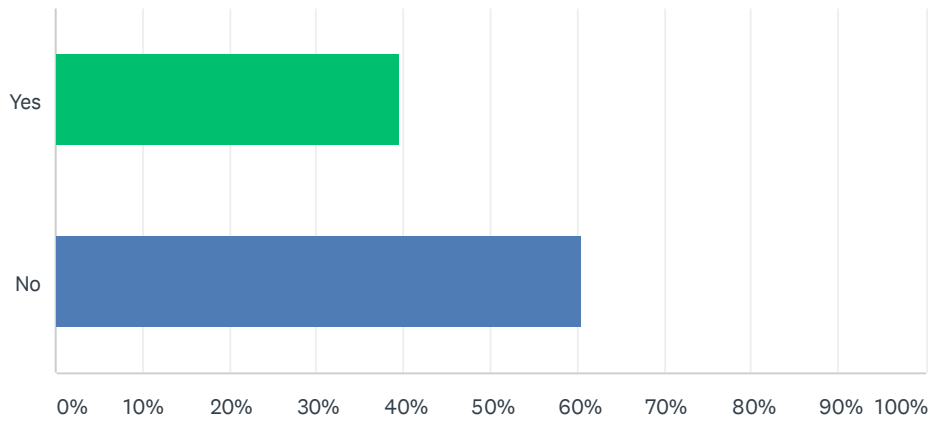
Answered: 257 Skipped: 3



ANSWER CHOICES	RESPONSES	
Yes	52.53%	135
Somewhat	33.85%	87
No	9.34%	24
Unsure	4.28%	11
TOTAL		257

Q20 Have you experienced any technology issues that have prevented your child from accessing their class or learning tools for a period of time?

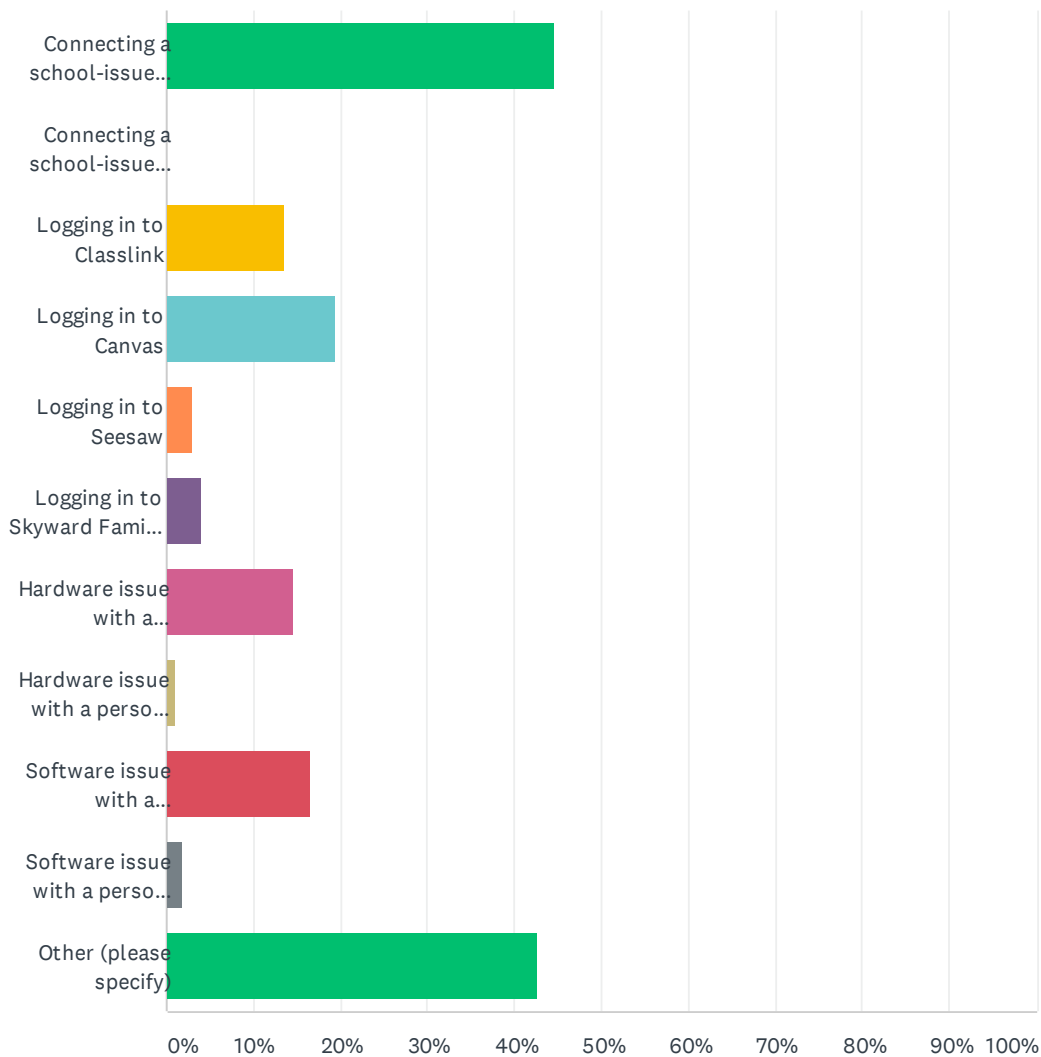
Answered: 256 Skipped: 4



ANSWER CHOICES	RESPONSES	
Yes	39.45%	101
No	60.55%	155
TOTAL		256

Q21 If you answered YES to the previous question, please indicate the type/s of technology issues you or your child has experienced: (select all that apply)

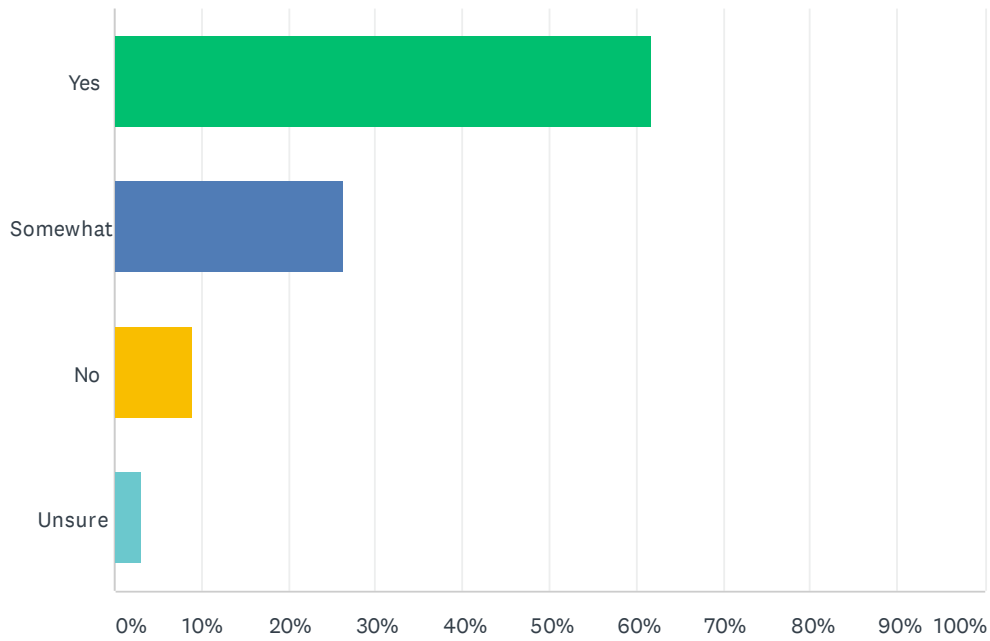
Answered: 103 Skipped: 157



ANSWER CHOICES	RESPONSES	
Connecting a school-issued Chromebook/iPad to home internet	44.66%	46
Connecting a school-issued Chromebook/iPad to a school-issued wifi hotspot	0.00%	0
Logging in to Classlink	13.59%	14
Logging in to Canvas	19.42%	20
Logging in to Seesaw	2.91%	3
Logging in to Skyward Family Access	3.88%	4
Hardware issue with a school-issued Chromebook/iPad	14.56%	15
Hardware issue with a personal computer/device owned by the student or family	0.97%	1
Software issue with a school-issued Chromebook/iPad	16.50%	17
Software issue with a personal computer/device owned by the student or family	1.94%	2
Other (please specify)	42.72%	44
Total Respondents: 103		

Q22 As a parent/guardian, I am provided enough information to support my child with remote learning:

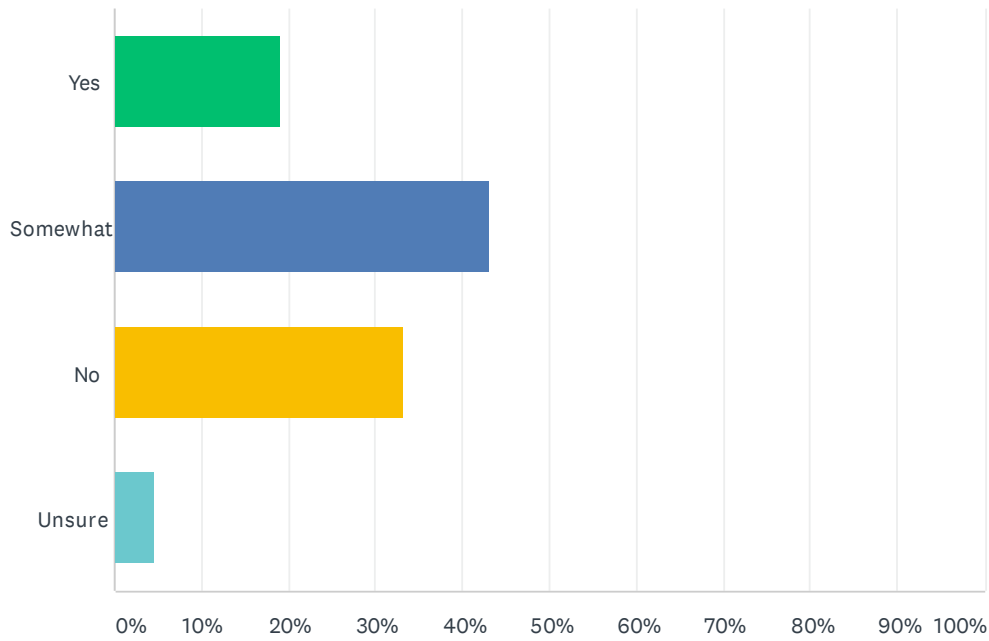
Answered: 258 Skipped: 2



ANSWER CHOICES	RESPONSES	
Yes	61.63%	159
Somewhat	26.36%	68
No	8.91%	23
Unsure	3.10%	8
TOTAL		258

Q23 Do you feel your child’s social and emotional needs are being supported by their school during this period of remote learning?

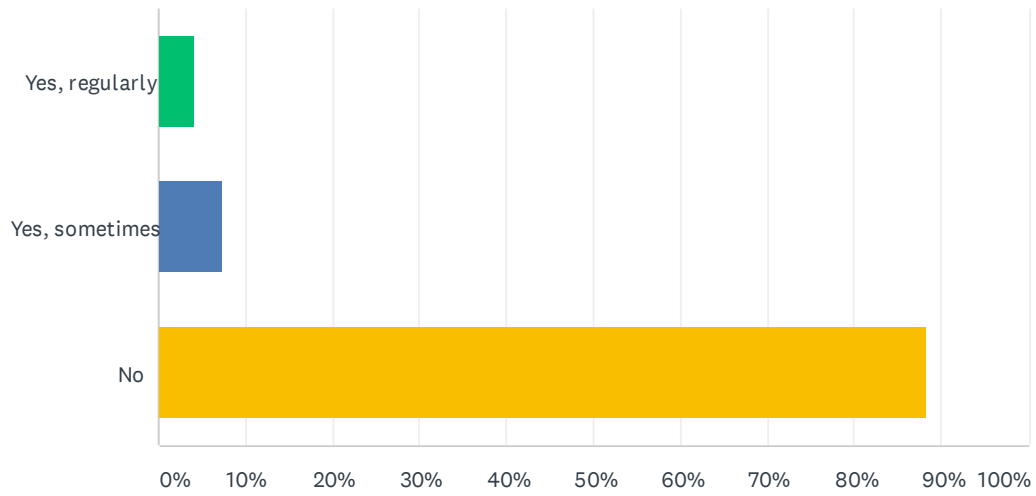
Answered: 258 Skipped: 2



ANSWER CHOICES	RESPONSES	
Yes	18.99%	49
Somewhat	43.02%	111
No	33.33%	86
Unsure	4.65%	12
TOTAL		258

Q24 Has your family accessed school meals during remote learning this fall?

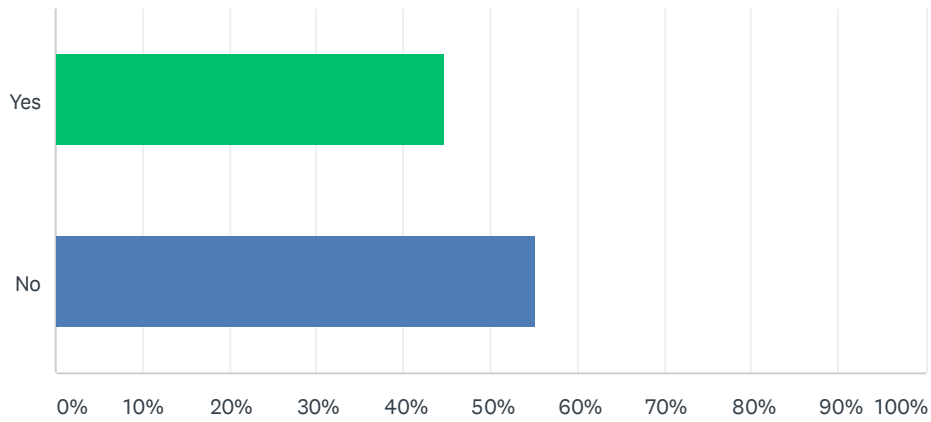
Answered: 257 Skipped: 3



ANSWER CHOICES	RESPONSES	
Yes, regularly	4.28%	11
Yes, sometimes	7.39%	19
No	88.33%	227
TOTAL		257

Q25 Did you attend or watch a recording of one of our Family Academy webinars at the beginning of the school year?

Answered: 257 Skipped: 3



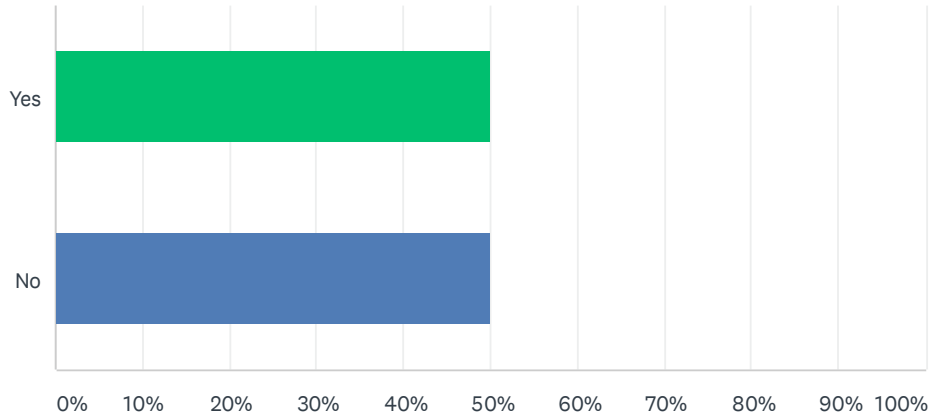
ANSWER CHOICES	RESPONSES	
Yes	44.75%	115
No	55.25%	142
TOTAL		257

Q26 If there is a topic you would like to see covered at a future Family Academy, please include it here.

Answered: 24 Skipped: 236

Q27 Have you accessed the Remote Learning Resources webpage on your school or district website?

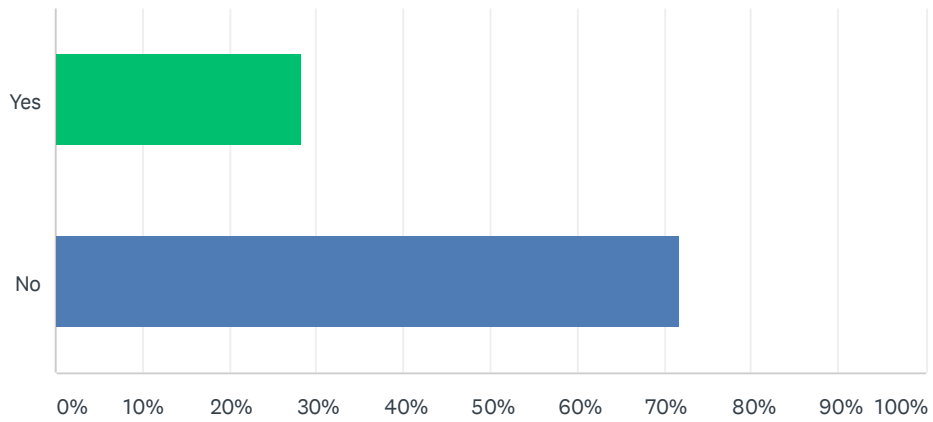
Answered: 258 Skipped: 2



ANSWER CHOICES	RESPONSES	
Yes	50.00%	129
No	50.00%	129
TOTAL		258

Q28 Have you contacted your school regarding any needs your family may have?

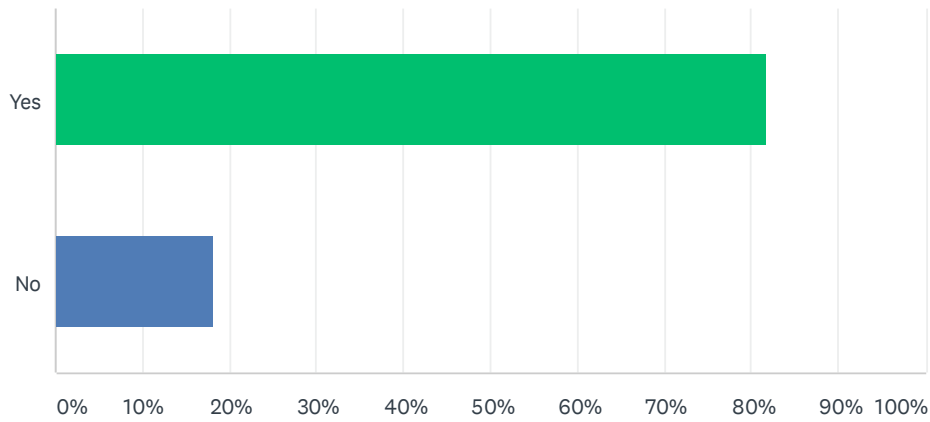
Answered: 259 Skipped: 1



ANSWER CHOICES	RESPONSES	
Yes	28.19%	73
No	71.81%	186
TOTAL		259

Q29 Do you know who to contact at your school if you need resources or support?

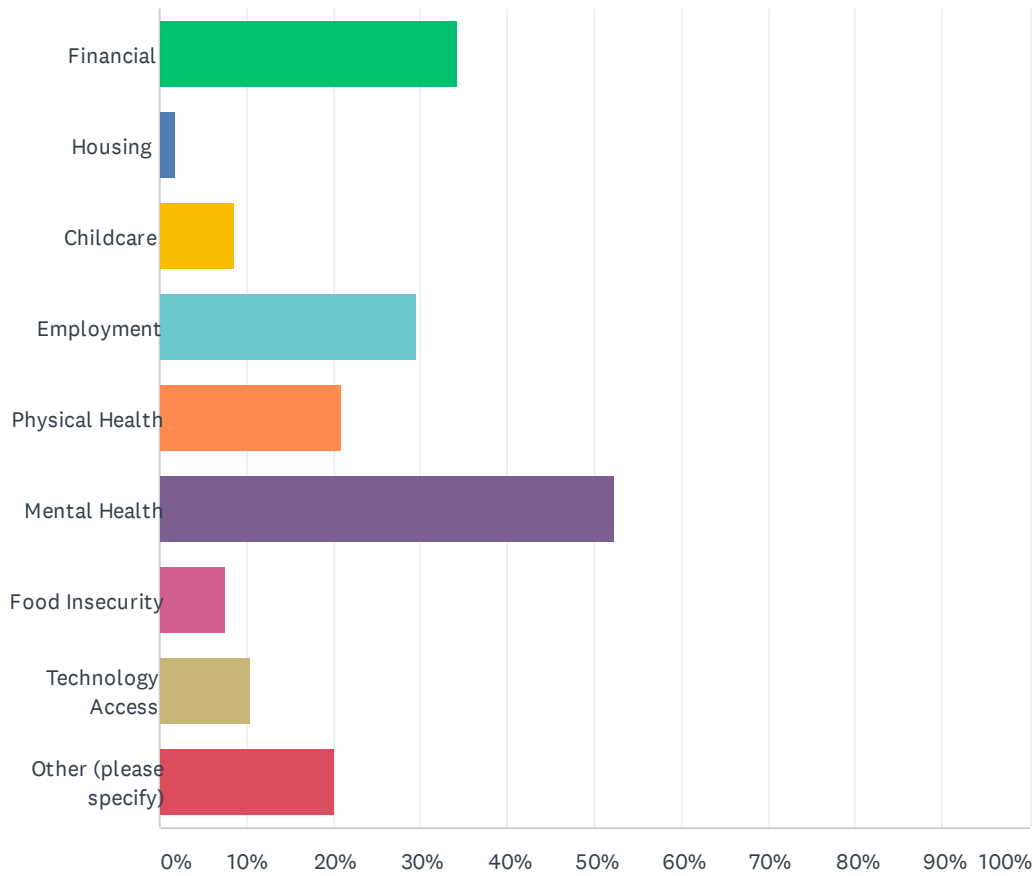
Answered: 258 Skipped: 2



ANSWER CHOICES	RESPONSES	
Yes	81.78%	211
No	18.22%	47
TOTAL		258

Q30 If your family is currently experiencing hardship due to the COVID-19 pandemic, what are those challenges? (select all that apply)

Answered: 105 Skipped: 155



ANSWER CHOICES	RESPONSES	
Financial	34.29%	36
Housing	1.90%	2
Childcare	8.57%	9
Employment	29.52%	31
Physical Health	20.95%	22
Mental Health	52.38%	55
Food Insecurity	7.62%	8
Technology Access	10.48%	11
Other (please specify)	20.00%	21
Total Respondents: 105		