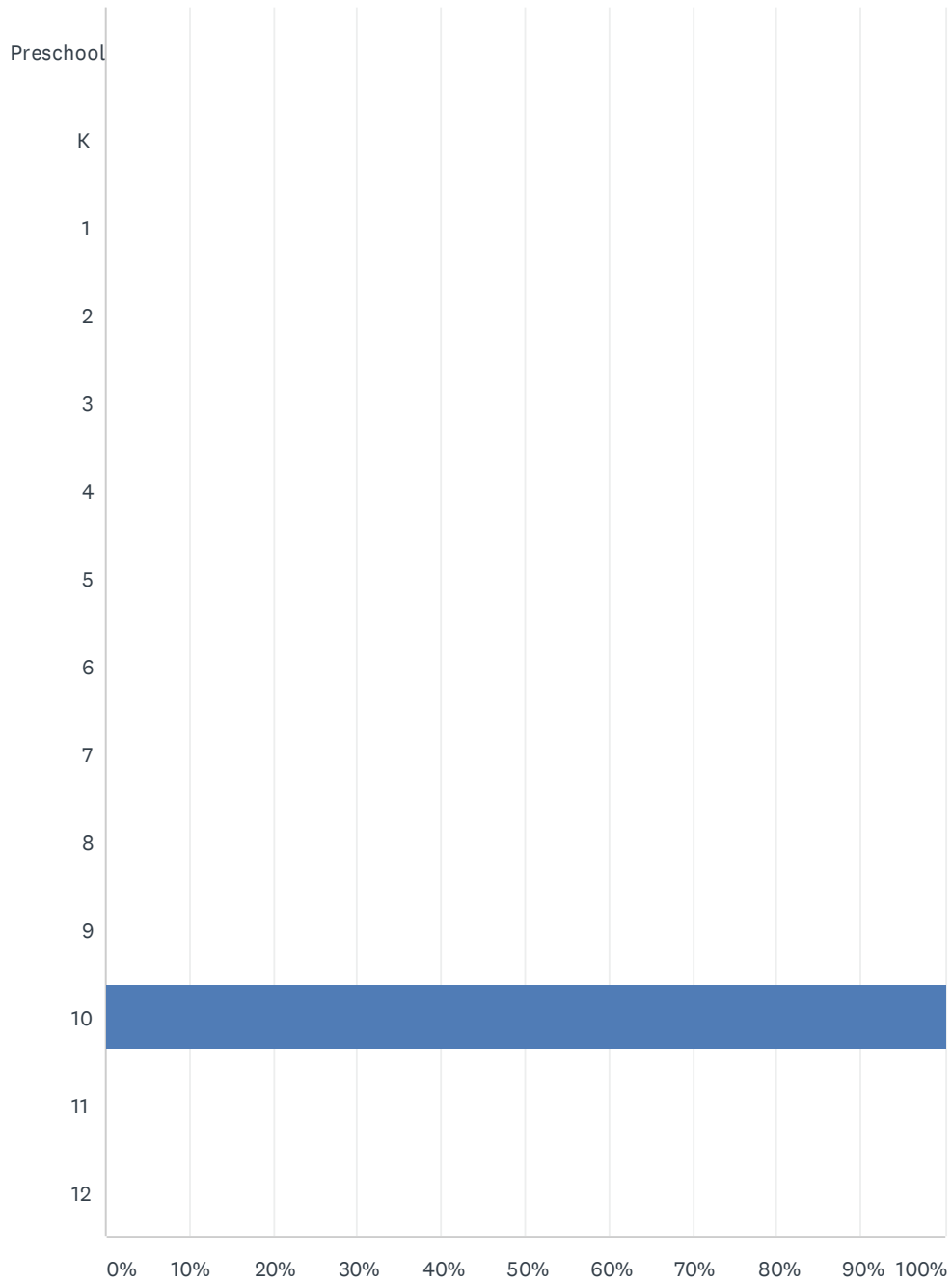


Q1 Please select your child's grade level:

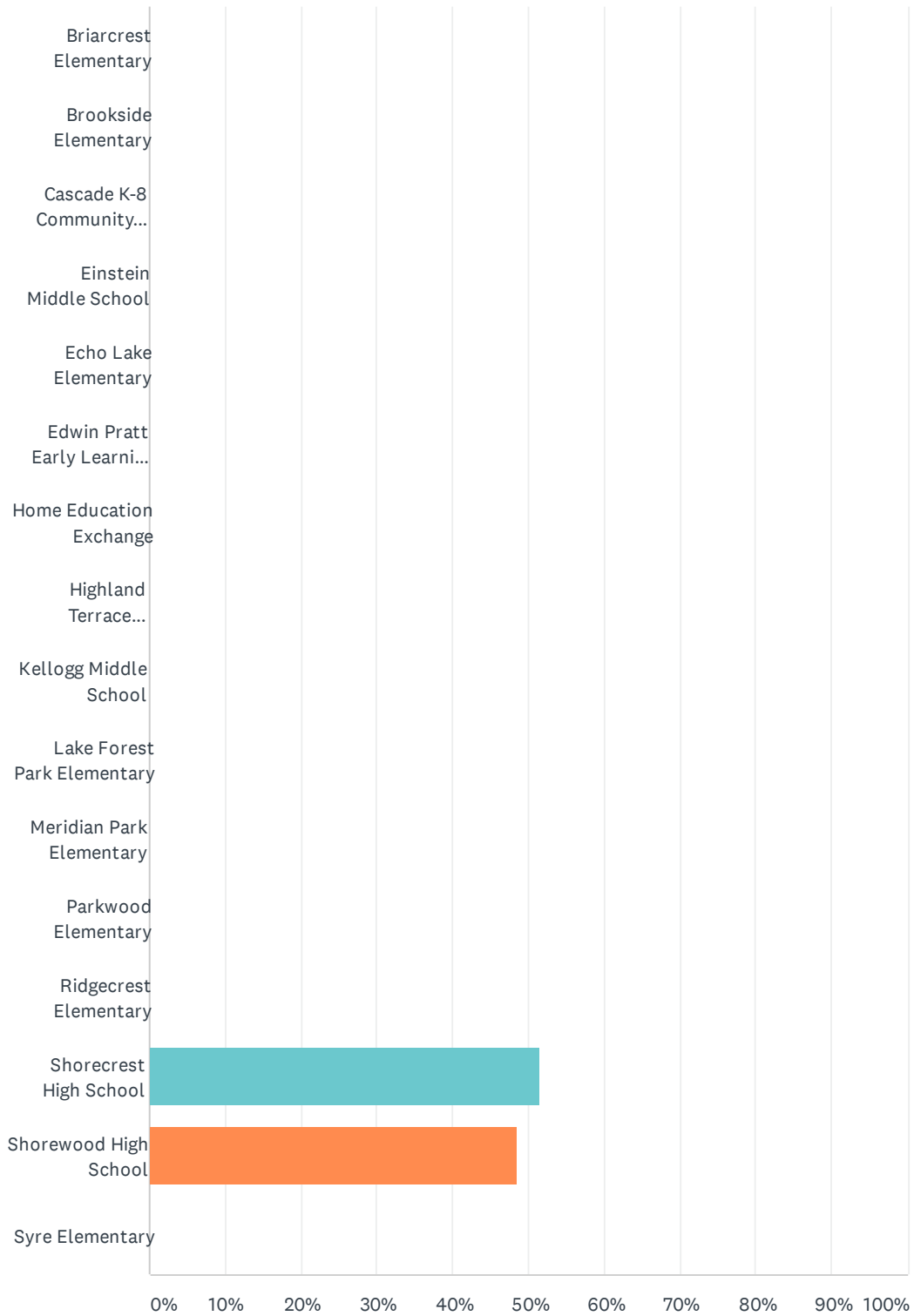
Answered: 277 Skipped: 0



ANSWER CHOICES	RESPONSES	
Preschool	0.00%	0
K	0.00%	0
1	0.00%	0
2	0.00%	0
3	0.00%	0
4	0.00%	0
5	0.00%	0
6	0.00%	0
7	0.00%	0
8	0.00%	0
9	0.00%	0
10	100.00%	277
11	0.00%	0
12	0.00%	0
TOTAL		277

Q2 Which school does your child attend?

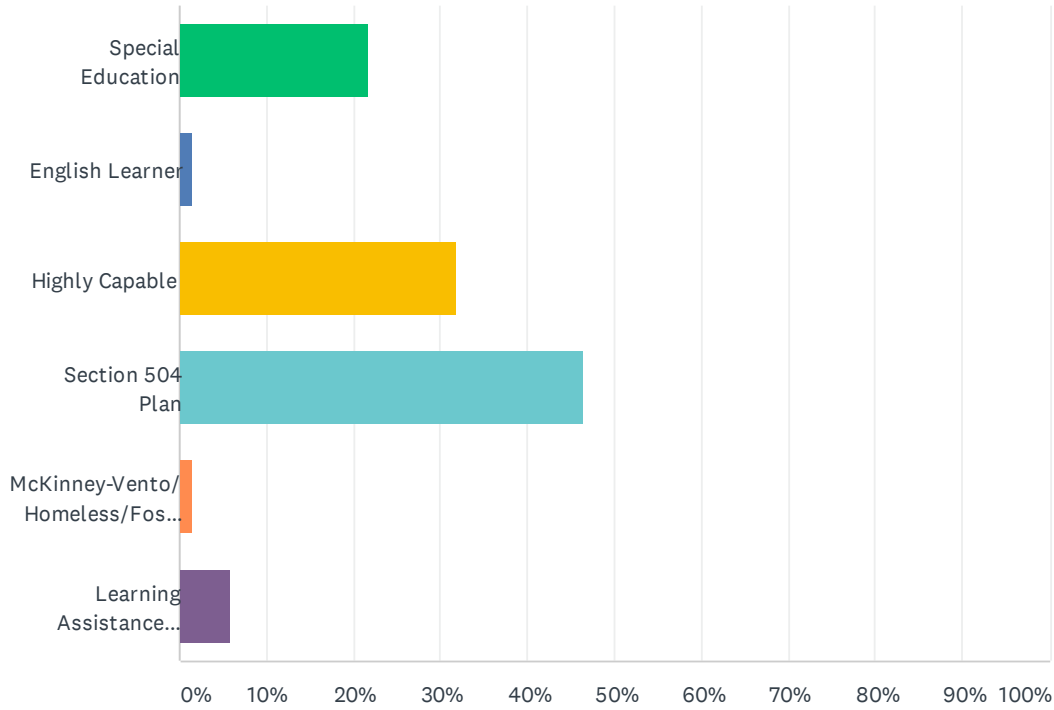
Answered: 276 Skipped: 1



ANSWER CHOICES	RESPONSES	
Briarcrest Elementary	0.00%	0
Brookside Elementary	0.00%	0
Cascade K-8 Community School	0.00%	0
Einstein Middle School	0.00%	0
Echo Lake Elementary	0.00%	0
Edwin Pratt Early Learning Center	0.00%	0
Home Education Exchange	0.00%	0
Highland Terrace Elementary	0.00%	0
Kellogg Middle School	0.00%	0
Lake Forest Park Elementary	0.00%	0
Meridian Park Elementary	0.00%	0
Parkwood Elementary	0.00%	0
Ridgecrest Elementary	0.00%	0
Shorecrest High School	51.45%	142
Shorewood High School	48.55%	134
Syre Elementary	0.00%	0
TOTAL		276

Q3 If your child is in a special program, please select all that apply.

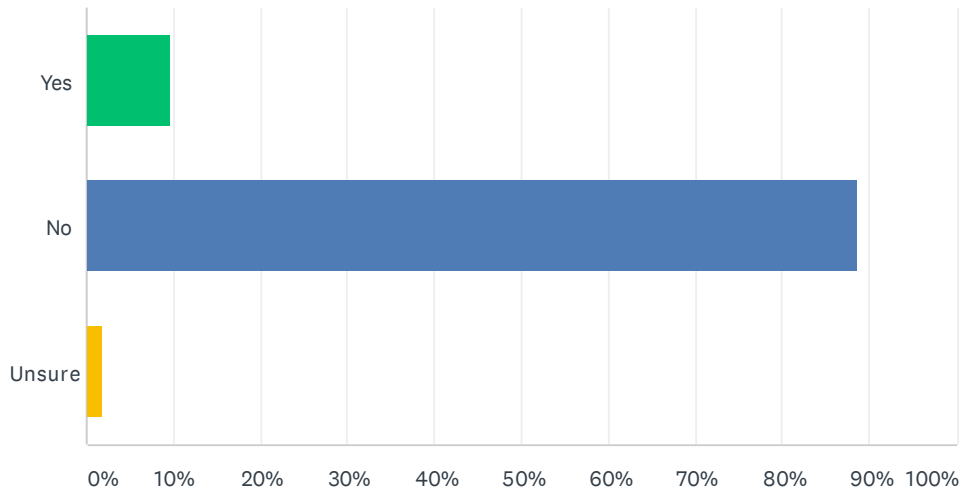
Answered: 69 Skipped: 208



ANSWER CHOICES	RESPONSES	
Special Education	21.74%	15
English Learner	1.45%	1
Highly Capable	31.88%	22
Section 504 Plan	46.38%	32
McKinney-Vento/Homeless/Foster Care	1.45%	1
Learning Assistance Program/Title I	5.80%	4
Total Respondents: 69		

Q4 Does your child qualify for free or reduced-price school meals?

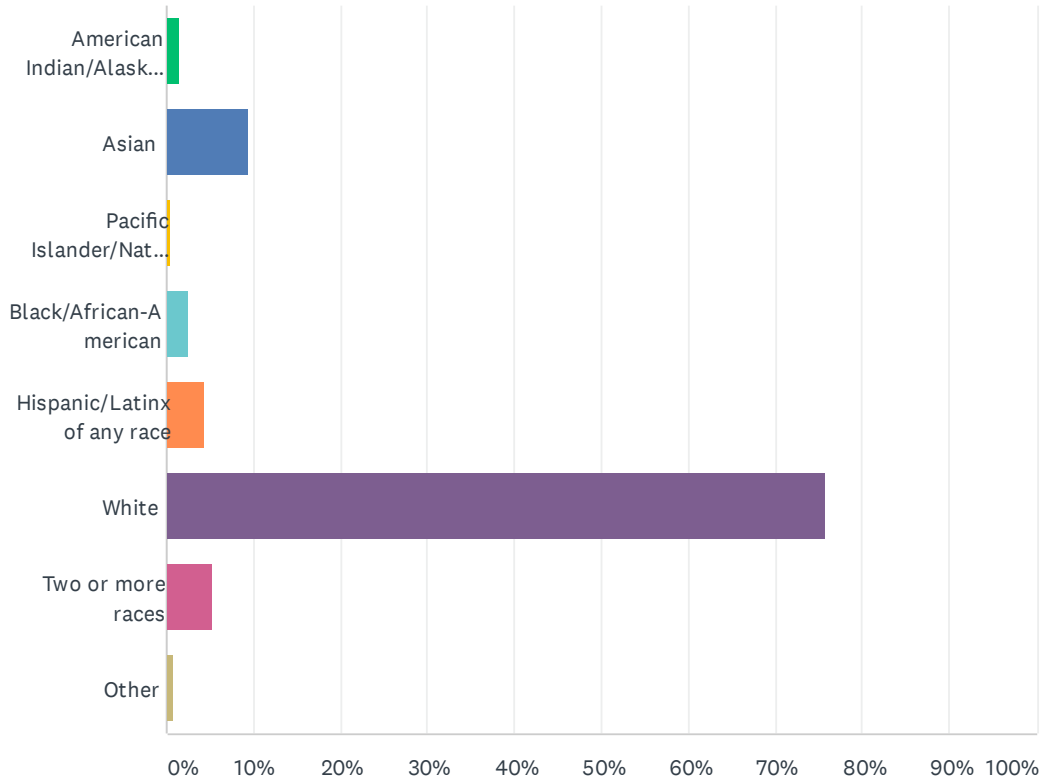
Answered: 273 Skipped: 4



ANSWER CHOICES	RESPONSES	
Yes	9.52%	26
No	88.64%	242
Unsure	1.83%	5
TOTAL		273

Q5 What is your race/ethnic origin?

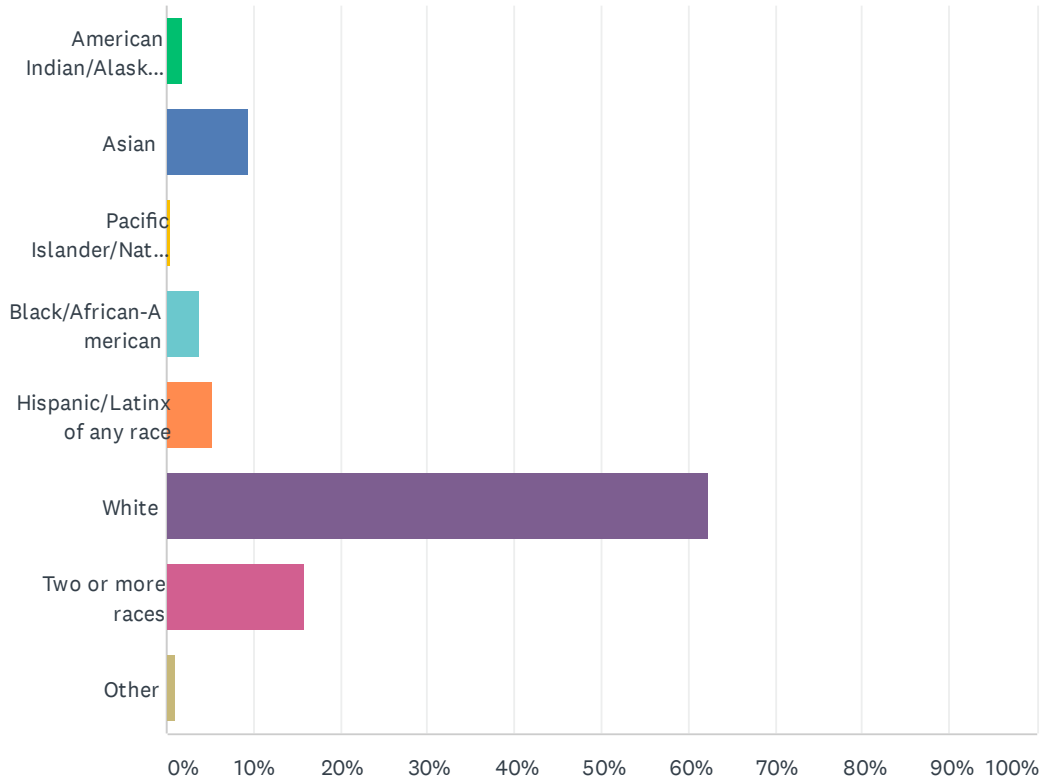
Answered: 268 Skipped: 9



ANSWER CHOICES	RESPONSES
American Indian/Alaskan Native	1.49% 4
Asian	9.33% 25
Pacific Islander/Native Hawaiian	0.37% 1
Black/African-American	2.61% 7
Hispanic/Latinx of any race	4.48% 12
White	75.75% 203
Two or more races	5.22% 14
Other	0.75% 2
TOTAL	268

Q6 What is your child's race/ethnic origin?

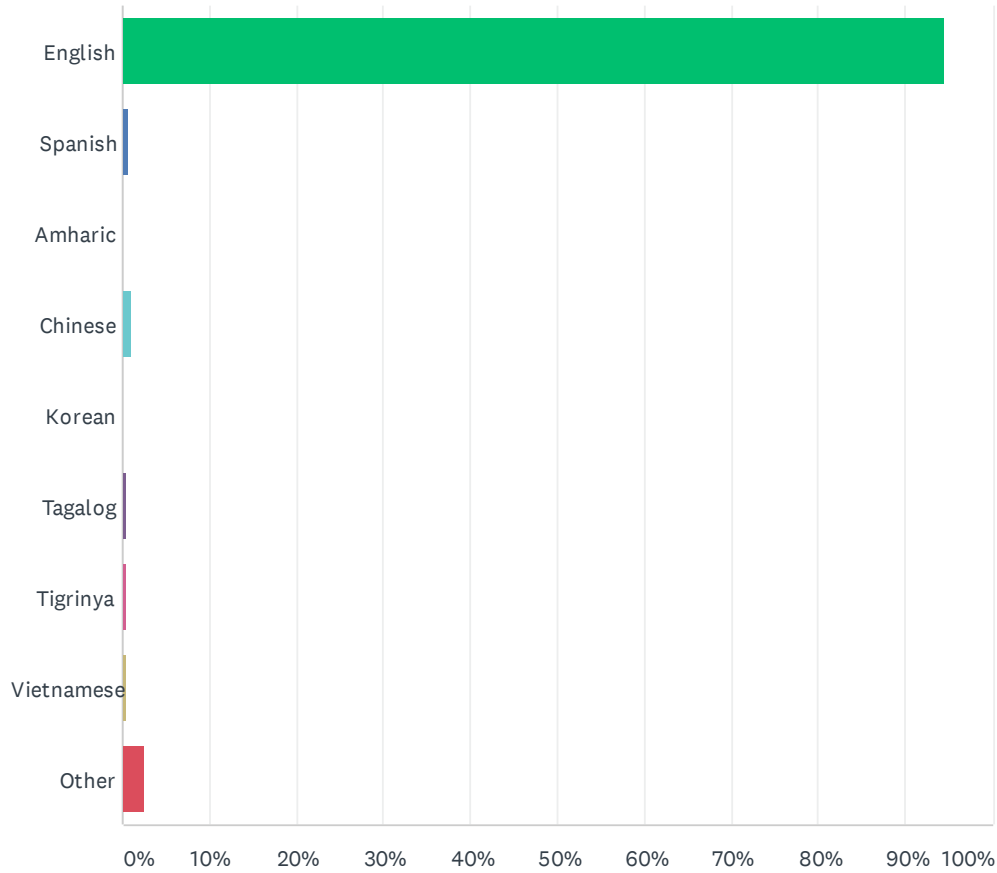
Answered: 265 Skipped: 12



ANSWER CHOICES	RESPONSES
American Indian/Alaskan Native	1.89% 5
Asian	9.43% 25
Pacific Islander/Native Hawaiian	0.38% 1
Black/African-American	3.77% 10
Hispanic/Latinx of any race	5.28% 14
White	62.26% 165
Two or more races	15.85% 42
Other	1.13% 3
TOTAL	265

Q7 What is your primary home language?

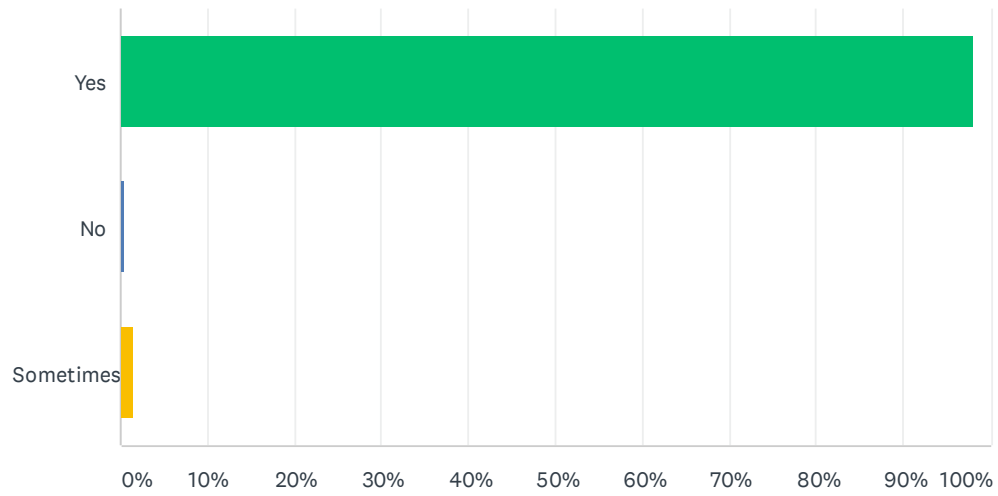
Answered: 275 Skipped: 2



ANSWER CHOICES	RESPONSES	
English	94.55%	260
Spanish	0.73%	2
Amharic	0.00%	0
Chinese	1.09%	3
Korean	0.00%	0
Tagalog	0.36%	1
Tigrinya	0.36%	1
Vietnamese	0.36%	1
Other	2.55%	7
TOTAL		275

Q8 Do you receive information from your child’s school and the school district in a language you understand?

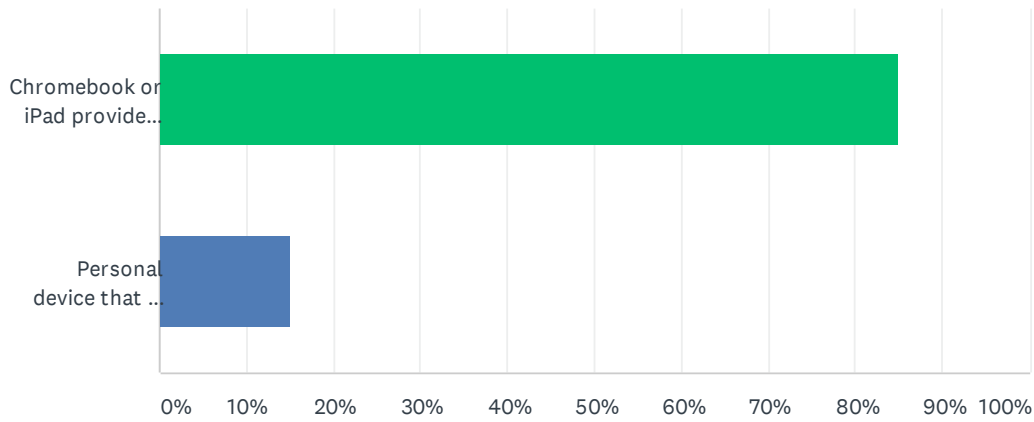
Answered: 277 Skipped: 0



ANSWER CHOICES	RESPONSES	
Yes	98.19%	272
No	0.36%	1
Sometimes	1.44%	4
TOTAL		277

Q9 Is your child using a school-issued or personal Chromebook or iPad for remote learning?

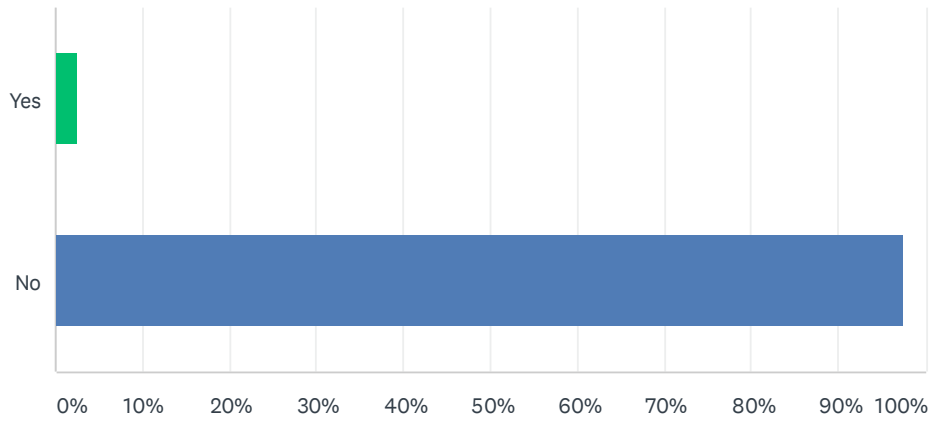
Answered: 277 Skipped: 0



ANSWER CHOICES	RESPONSES	
Chromebook or iPad provided by their school/district	84.84%	235
Personal device that we own	15.16%	42
TOTAL		277

Q10 Did you check out a WiFi hotspot from your school or district?

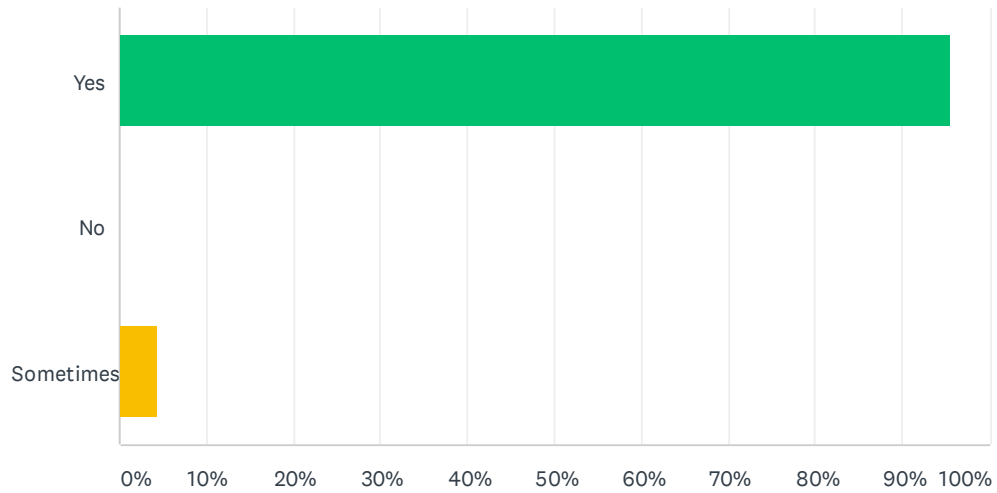
Answered: 277 Skipped: 0



ANSWER CHOICES	RESPONSES	
Yes	2.53%	7
No	97.47%	270
TOTAL		277

Q11 Is your child currently able to access the internet for remote learning?

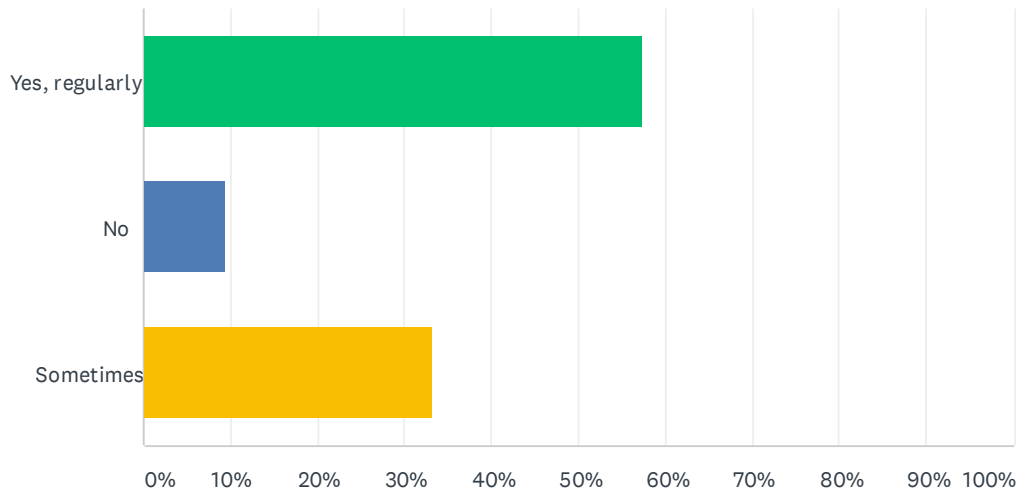
Answered: 277 Skipped: 0



ANSWER CHOICES	RESPONSES	
Yes	95.67%	265
No	0.00%	0
Sometimes	4.33%	12
TOTAL		277

Q12 Do you use the parent/guardian Canvas or Seesaw app or website to monitor/support your child's schoolwork?

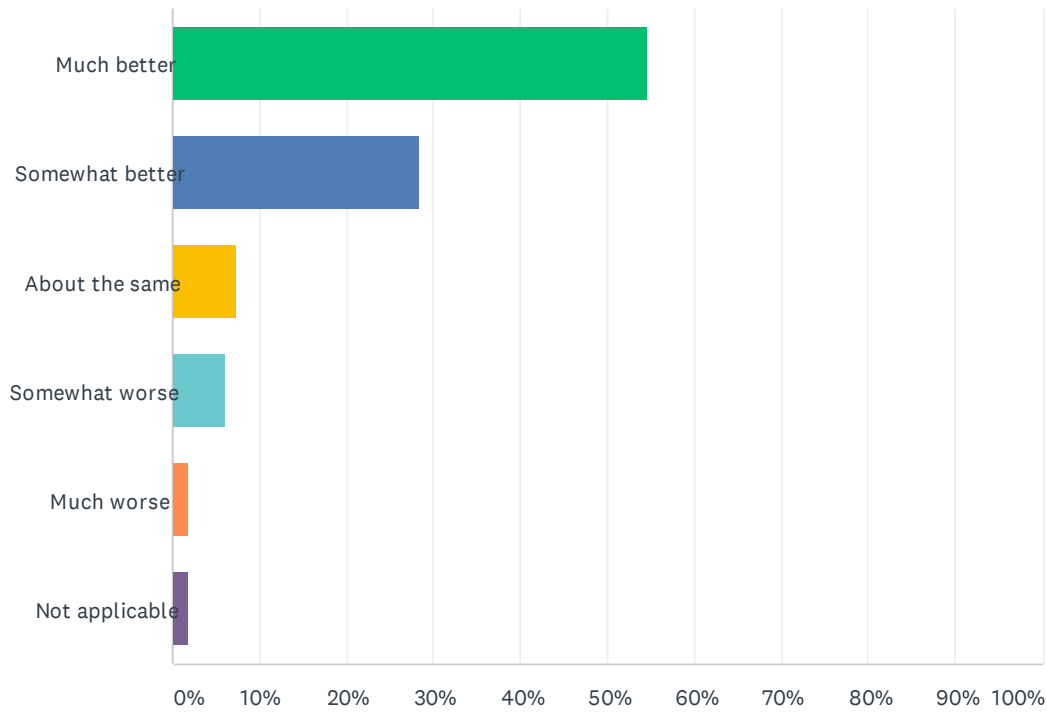
Answered: 277 Skipped: 0



ANSWER CHOICES	RESPONSES	
Yes, regularly	57.40%	159
No	9.39%	26
Sometimes	33.21%	92
TOTAL		277

Q13 Compared to your child’s remote learning experience in the spring, your child’s learning experience this fall has been:

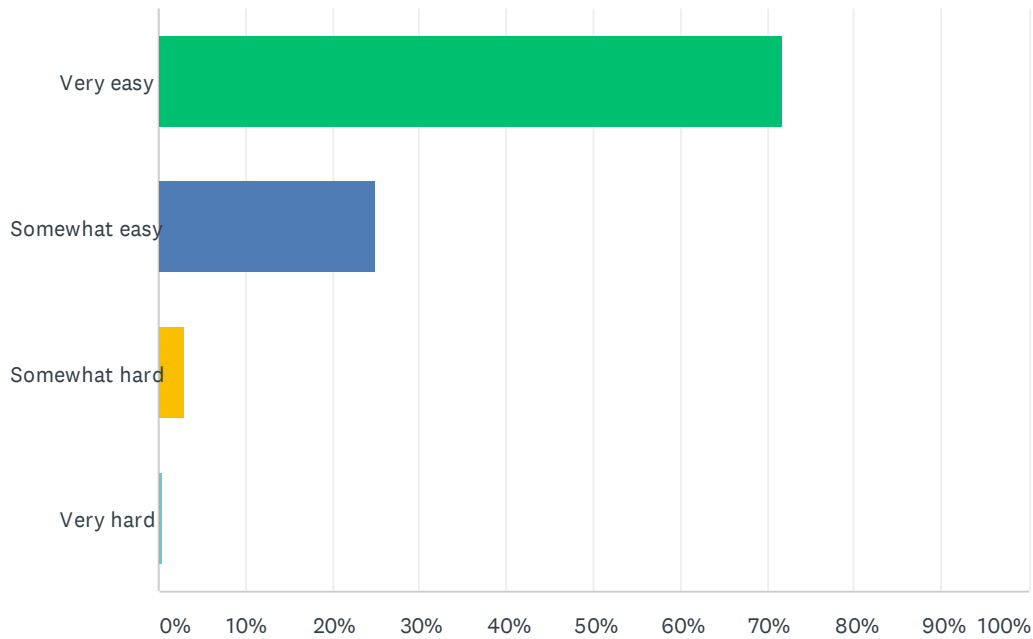
Answered: 277 Skipped: 0



ANSWER CHOICES	RESPONSES	
Much better	54.51%	151
Somewhat better	28.52%	79
About the same	7.22%	20
Somewhat worse	6.14%	17
Much worse	1.81%	5
Not applicable	1.81%	5
TOTAL		277

Q14 How easy or hard has it been for your child to find their class links, such as ClassLink, Canvas, Seesaw or Zoom?

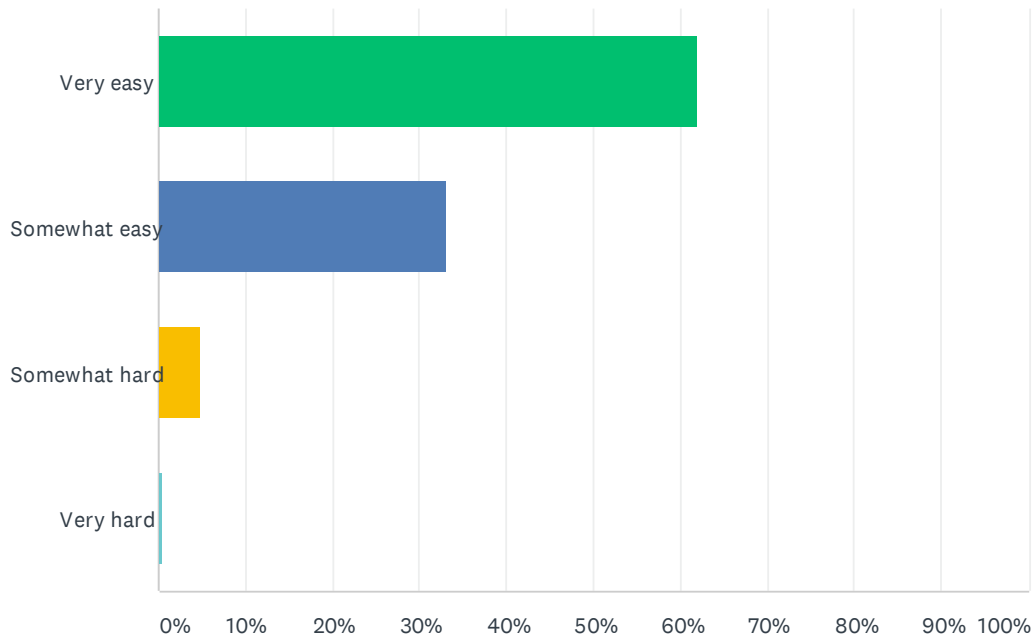
Answered: 276 Skipped: 1



ANSWER CHOICES	RESPONSES	
Very easy	71.74%	198
Somewhat easy	25.00%	69
Somewhat hard	2.90%	8
Very hard	0.36%	1
TOTAL		276

Q15 How easy or hard has it been for your child to find their class assignments?

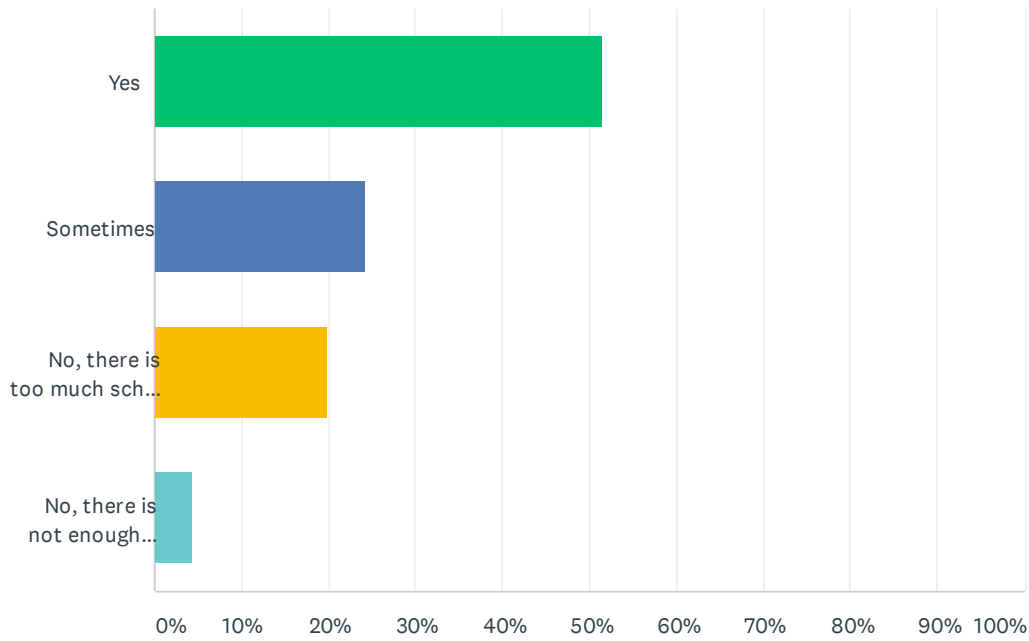
Answered: 276 Skipped: 1



ANSWER CHOICES	RESPONSES	
Very easy	61.96%	171
Somewhat easy	32.97%	91
Somewhat hard	4.71%	13
Very hard	0.36%	1
TOTAL		276

Q16 Do you feel your child has an appropriate level of school work in the current remote learning model?

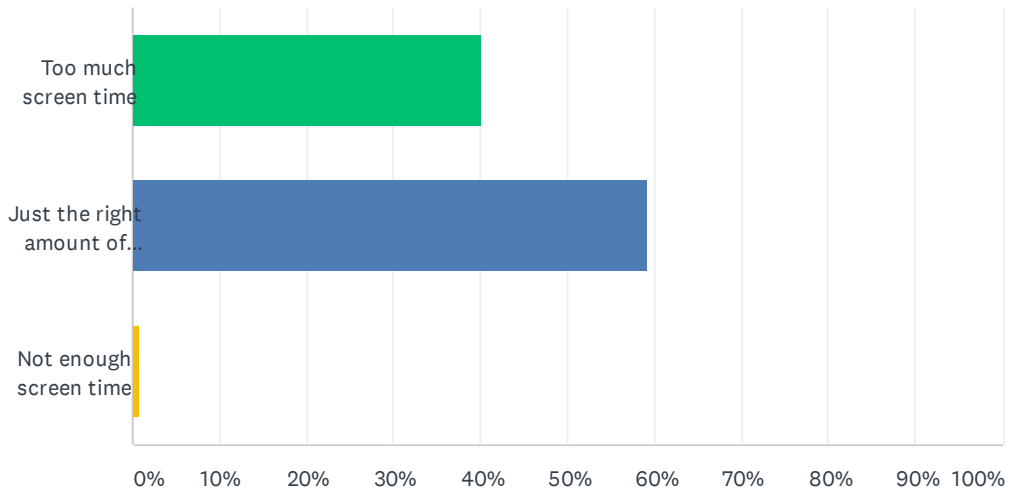
Answered: 276 Skipped: 1



ANSWER CHOICES	RESPONSES	
Yes	51.45%	142
Sometimes	24.28%	67
No, there is too much school work	19.93%	55
No, there is not enough school work	4.35%	12
TOTAL		276

Q17 My child's remote learning schedule requires:

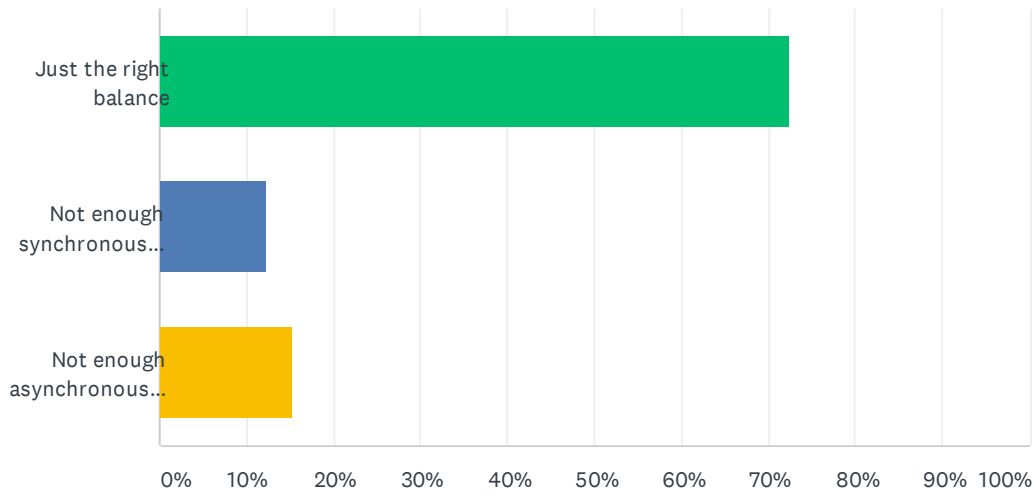
Answered: 272 Skipped: 5



ANSWER CHOICES	RESPONSES	
Too much screen time	40.07%	109
Just the right amount of screen time	59.19%	161
Not enough screen time	0.74%	2
TOTAL		272

Q18 I feel my child’s mix of synchronous (teacher-led) and asynchronous (teacher-directed) time is:

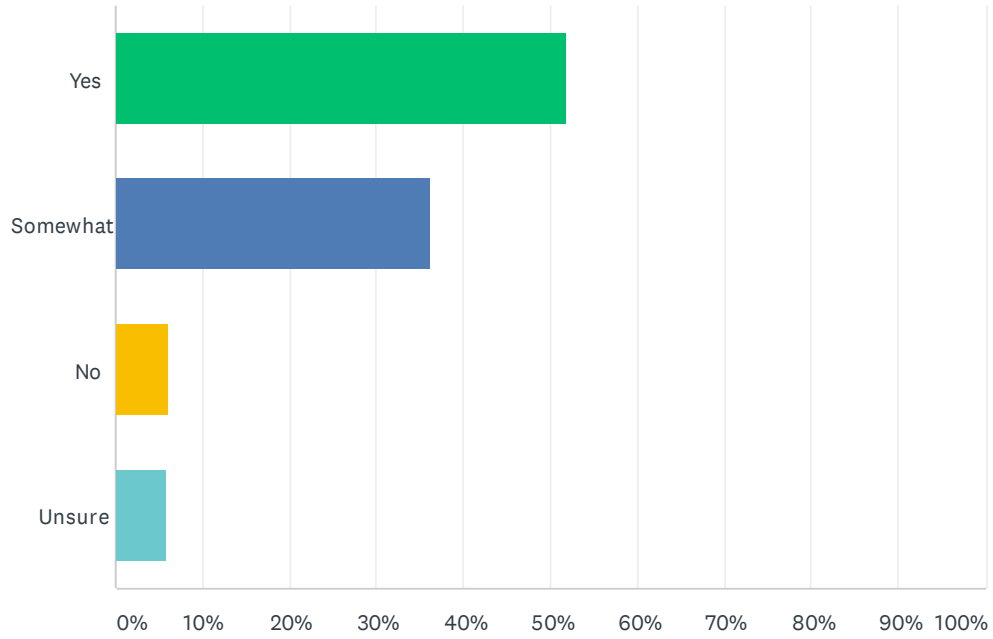
Answered: 267 Skipped: 10



ANSWER CHOICES	RESPONSES
Just the right balance	72.28% 193
Not enough synchronous time	12.36% 33
Not enough asynchronous time	15.36% 41
TOTAL	267

Q19 I feel my child is progressing in their learning:

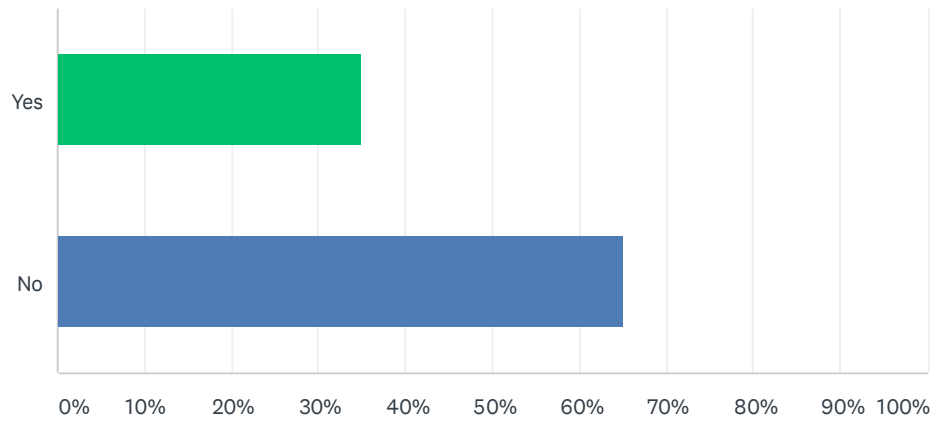
Answered: 277 Skipped: 0



ANSWER CHOICES	RESPONSES	
Yes	51.99%	144
Somewhat	36.10%	100
No	6.14%	17
Unsure	5.78%	16
TOTAL		277

Q20 Have you experienced any technology issues that have prevented your child from accessing their class or learning tools for a period of time?

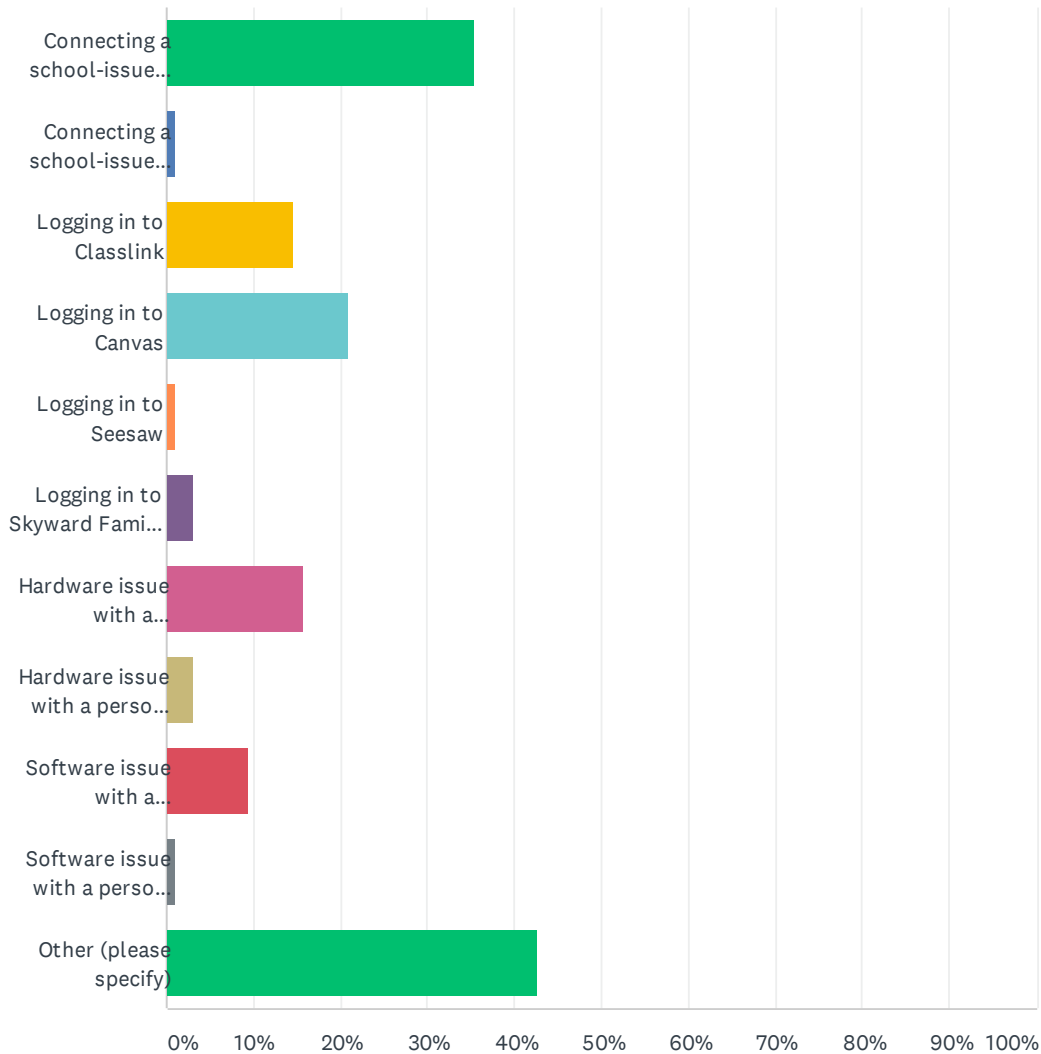
Answered: 277 Skipped: 0



ANSWER CHOICES	RESPONSES	
Yes	35.02%	97
No	64.98%	180
TOTAL		277

Q21 If you answered YES to the previous question, please indicate the type/s of technology issues you or your child has experienced: (select all that apply)

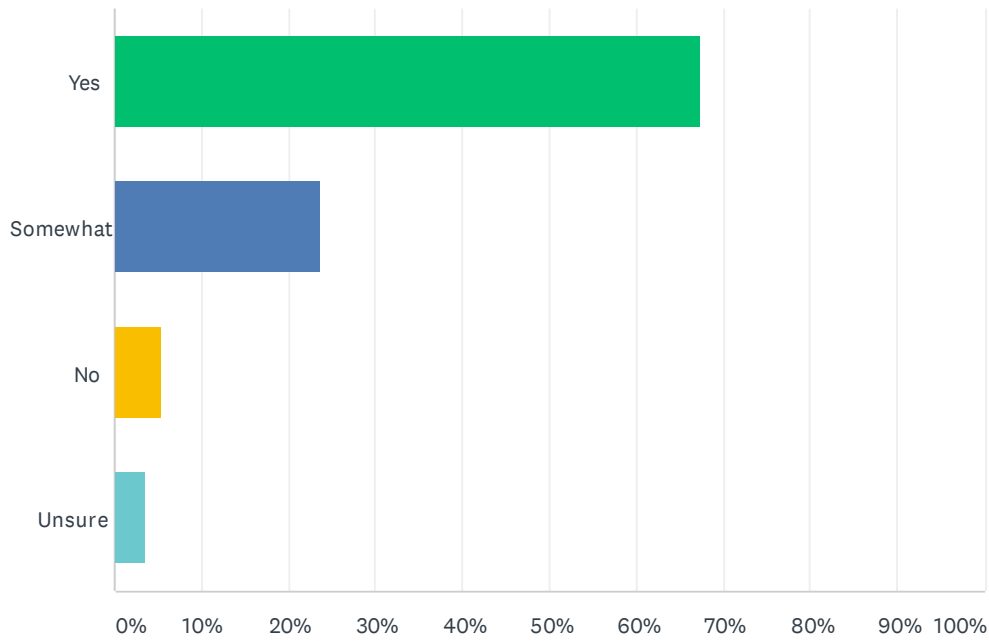
Answered: 96 Skipped: 181



ANSWER CHOICES	RESPONSES	
Connecting a school-issued Chromebook/iPad to home internet	35.42%	34
Connecting a school-issued Chromebook/iPad to a school-issued wifi hotspot	1.04%	1
Logging in to Classlink	14.58%	14
Logging in to Canvas	20.83%	20
Logging in to Seesaw	1.04%	1
Logging in to Skyward Family Access	3.13%	3
Hardware issue with a school-issued Chromebook/iPad	15.63%	15
Hardware issue with a personal computer/device owned by the student or family	3.13%	3
Software issue with a school-issued Chromebook/iPad	9.38%	9
Software issue with a personal computer/device owned by the student or family	1.04%	1
Other (please specify)	42.71%	41
Total Respondents: 96		

Q22 As a parent/guardian, I am provided enough information to support my child with remote learning:

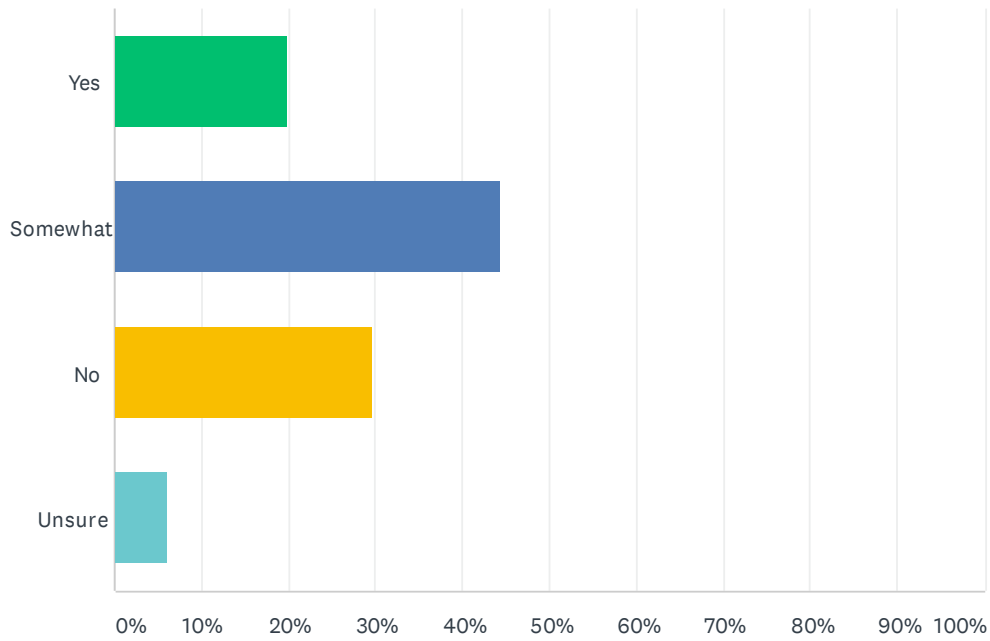
Answered: 275 Skipped: 2



ANSWER CHOICES	RESPONSES	
Yes	67.27%	185
Somewhat	23.64%	65
No	5.45%	15
Unsure	3.64%	10
TOTAL		275

Q23 Do you feel your child’s social and emotional needs are being supported by their school during this period of remote learning?

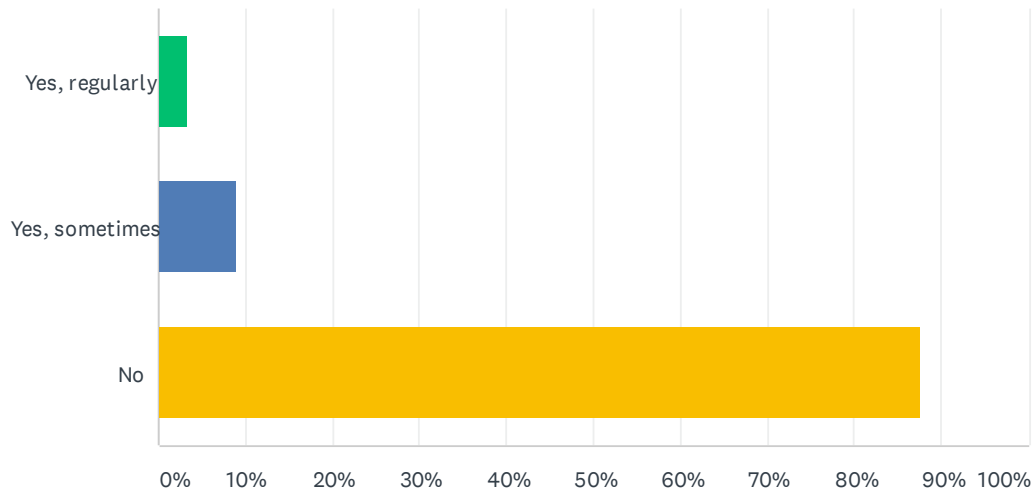
Answered: 277 Skipped: 0



ANSWER CHOICES	RESPONSES	
Yes	19.86%	55
Somewhat	44.40%	123
No	29.60%	82
Unsure	6.14%	17
TOTAL		277

Q24 Has your family accessed school meals during remote learning this fall?

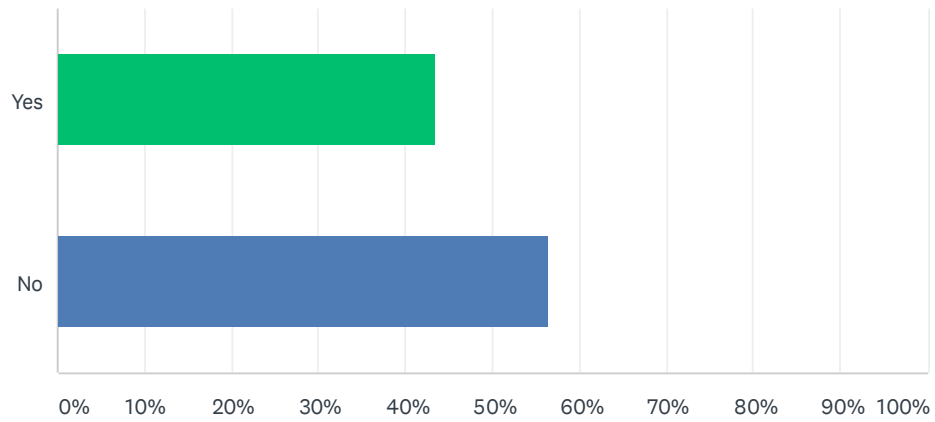
Answered: 277 Skipped: 0



ANSWER CHOICES	RESPONSES
Yes, regularly	3.25% 9
Yes, sometimes	9.03% 25
No	87.73% 243
TOTAL	277

Q25 Did you attend or watch a recording of one of our Family Academy webinars at the beginning of the school year?

Answered: 276 Skipped: 1



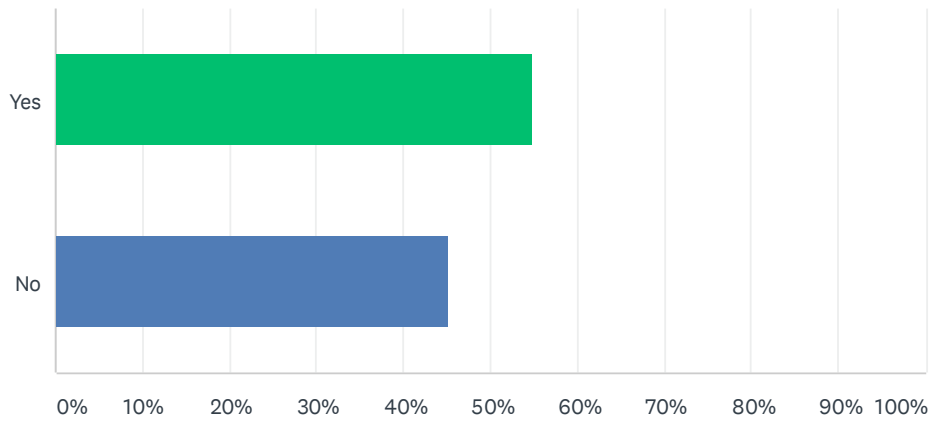
ANSWER CHOICES	RESPONSES	
Yes	43.48%	120
No	56.52%	156
TOTAL		276

Q26 If there is a topic you would like to see covered at a future Family Academy, please include it here.

Answered: 29 Skipped: 248

Q27 Have you accessed the Remote Learning Resources webpage on your school or district website?

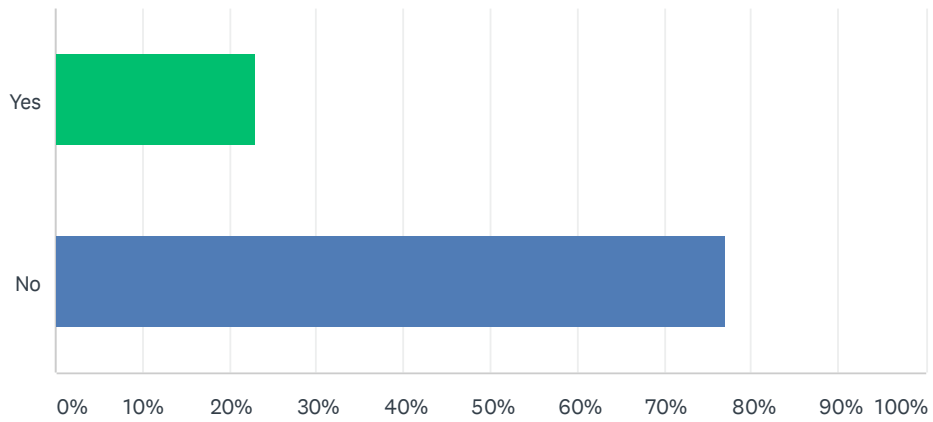
Answered: 276 Skipped: 1



ANSWER CHOICES	RESPONSES	
Yes	54.71%	151
No	45.29%	125
TOTAL		276

Q28 Have you contacted your school regarding any needs your family may have?

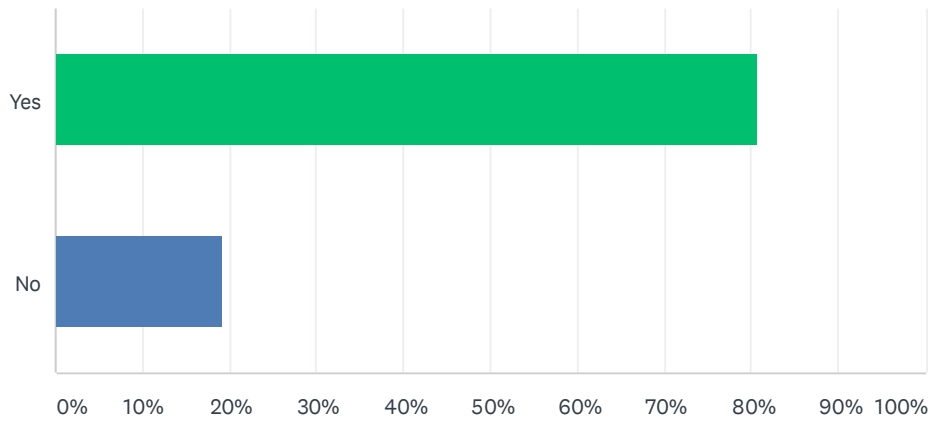
Answered: 274 Skipped: 3



ANSWER CHOICES	RESPONSES	
Yes	22.99%	63
No	77.01%	211
TOTAL		274

Q29 Do you know who to contact at your school if you need resources or support?

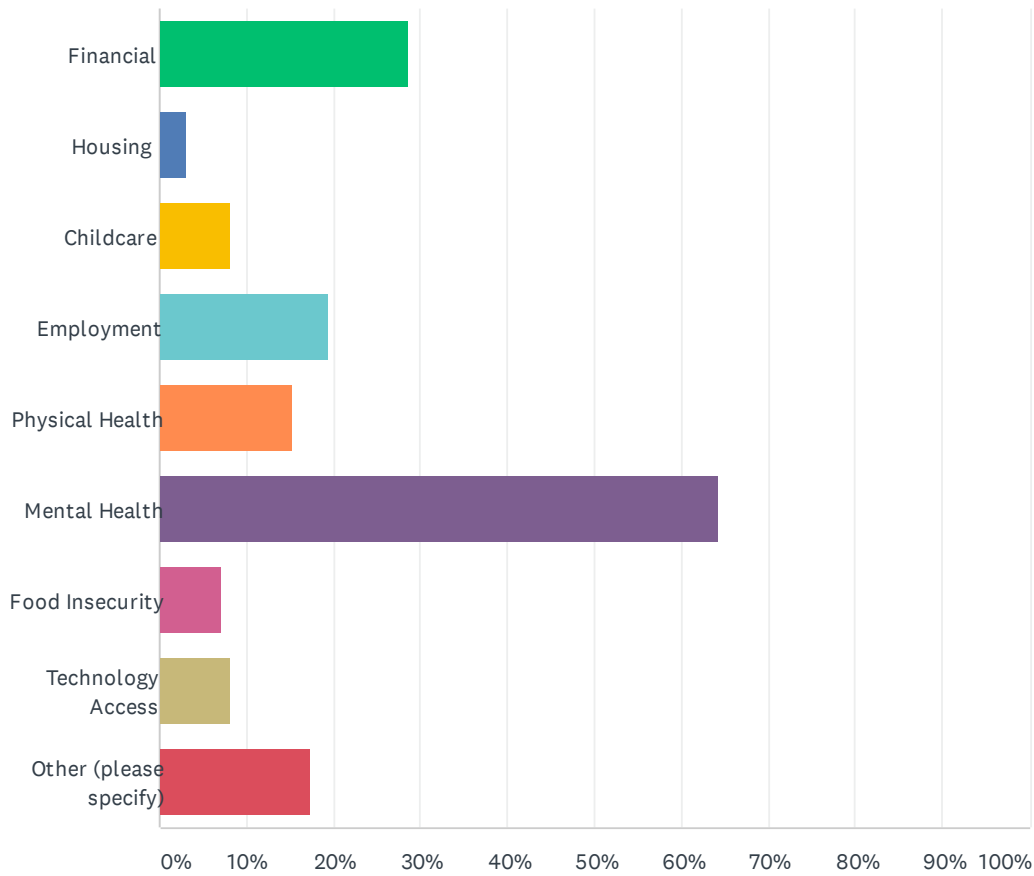
Answered: 276 Skipped: 1



ANSWER CHOICES	RESPONSES	
Yes	80.80%	223
No	19.20%	53
TOTAL		276

Q30 If your family is currently experiencing hardship due to the COVID-19 pandemic, what are those challenges? (select all that apply)

Answered: 98 Skipped: 179



ANSWER CHOICES	RESPONSES	
Financial	28.57%	28
Housing	3.06%	3
Childcare	8.16%	8
Employment	19.39%	19
Physical Health	15.31%	15
Mental Health	64.29%	63
Food Insecurity	7.14%	7
Technology Access	8.16%	8
Other (please specify)	17.35%	17
Total Respondents: 98		