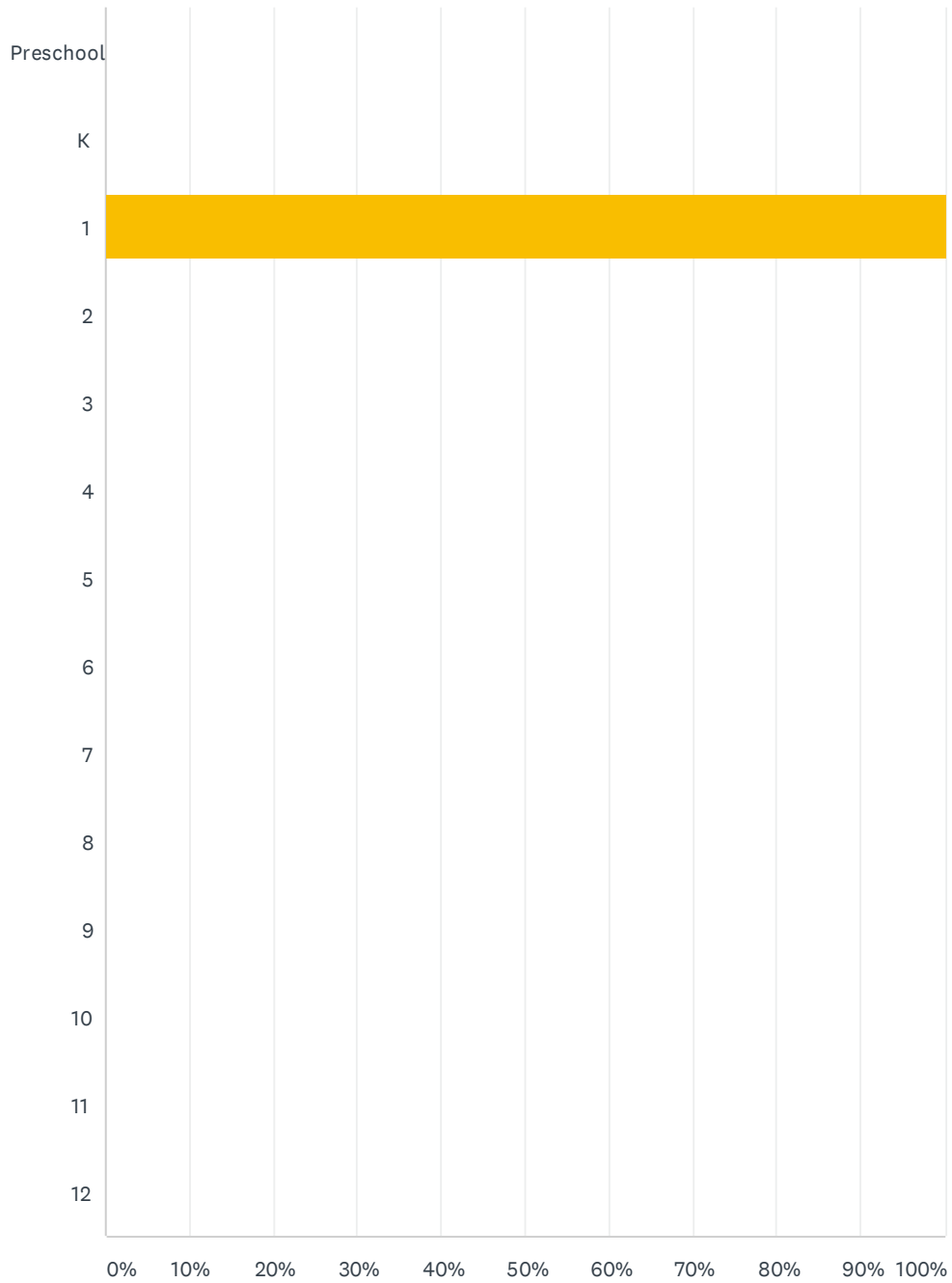


Q1 Please select your child's grade level:

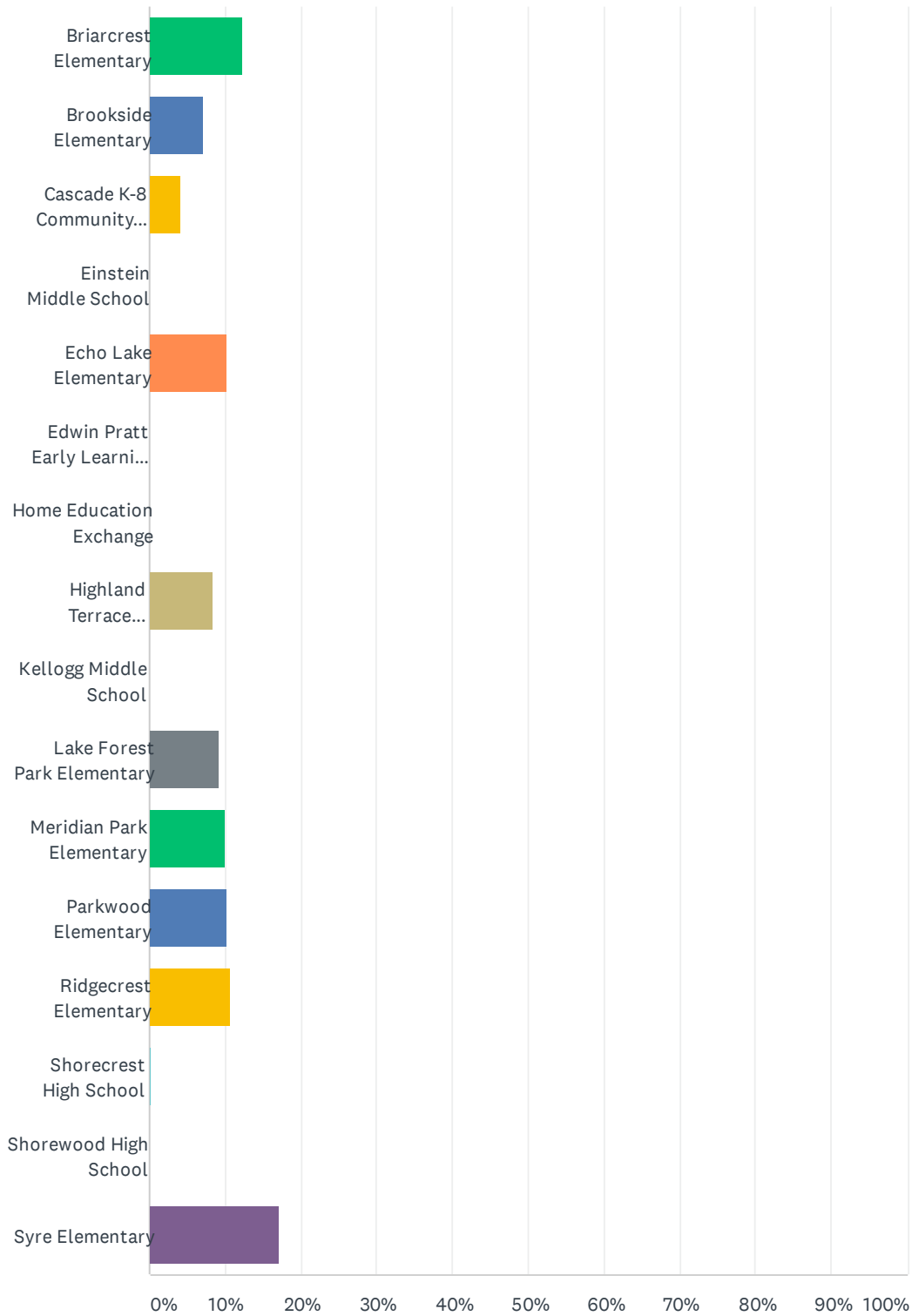
Answered: 392 Skipped: 0



ANSWER CHOICES	RESPONSES	
Preschool	0.00%	0
K	0.00%	0
1	100.00%	392
2	0.00%	0
3	0.00%	0
4	0.00%	0
5	0.00%	0
6	0.00%	0
7	0.00%	0
8	0.00%	0
9	0.00%	0
10	0.00%	0
11	0.00%	0
12	0.00%	0
TOTAL		392

Q2 Which school does your child attend?

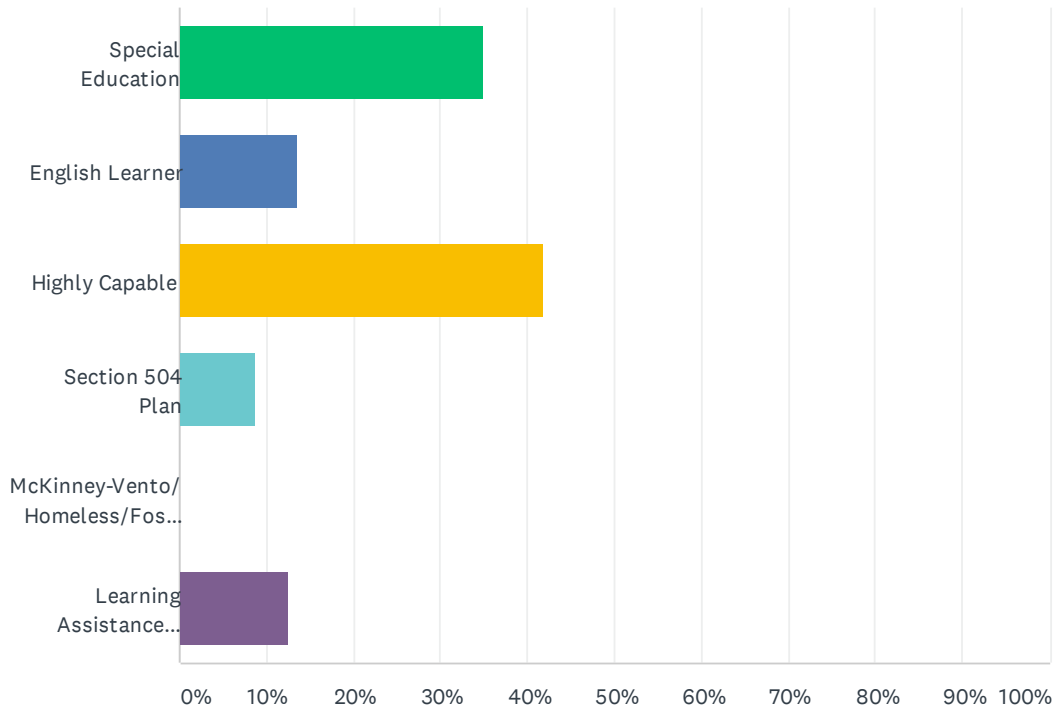
Answered: 390 Skipped: 2



ANSWER CHOICES	RESPONSES	
Briarcrest Elementary	12.31%	48
Brookside Elementary	7.18%	28
Cascade K-8 Community School	4.10%	16
Einstein Middle School	0.00%	0
Echo Lake Elementary	10.26%	40
Edwin Pratt Early Learning Center	0.00%	0
Home Education Exchange	0.00%	0
Highland Terrace Elementary	8.46%	33
Kellogg Middle School	0.00%	0
Lake Forest Park Elementary	9.23%	36
Meridian Park Elementary	10.00%	39
Parkwood Elementary	10.26%	40
Ridgecrest Elementary	10.77%	42
Shorecrest High School	0.26%	1
Shorewood High School	0.00%	0
Syre Elementary	17.18%	67
TOTAL		390

Q3 If your child is in a special program, please select all that apply.

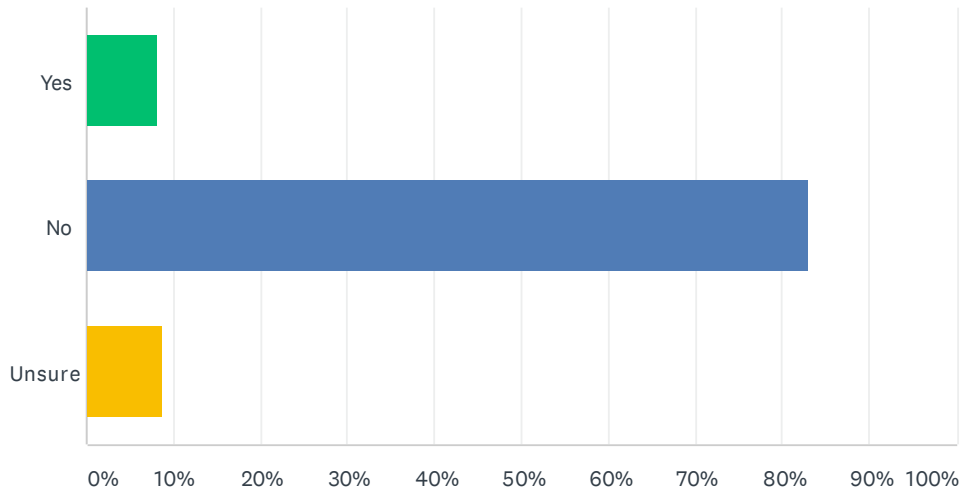
Answered: 103 Skipped: 289



ANSWER CHOICES	RESPONSES	
Special Education	34.95%	36
English Learner	13.59%	14
Highly Capable	41.75%	43
Section 504 Plan	8.74%	9
McKinney-Vento/Homeless/Foster Care	0.00%	0
Learning Assistance Program/Title I	12.62%	13
Total Respondents: 103		

Q4 Does your child qualify for free or reduced-price school meals?

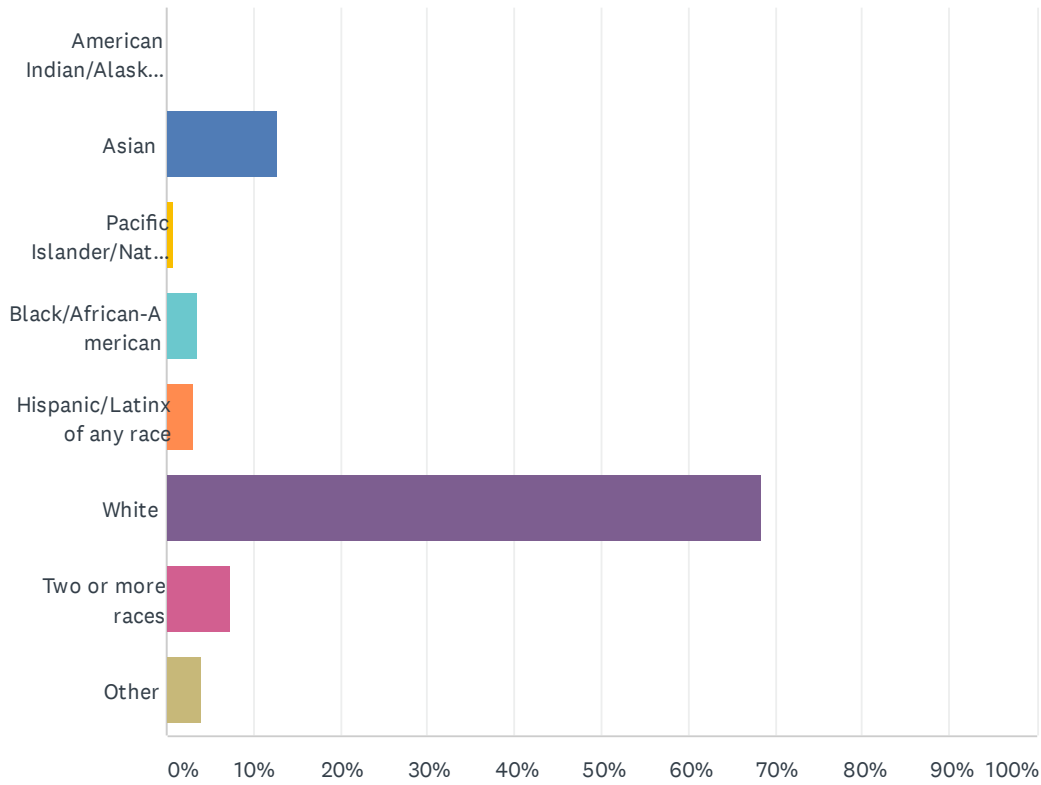
Answered: 389 Skipped: 3



ANSWER CHOICES	RESPONSES
Yes	8.23% 32
No	83.03% 323
Unsure	8.74% 34
TOTAL	389

Q5 What is your race/ethnic origin?

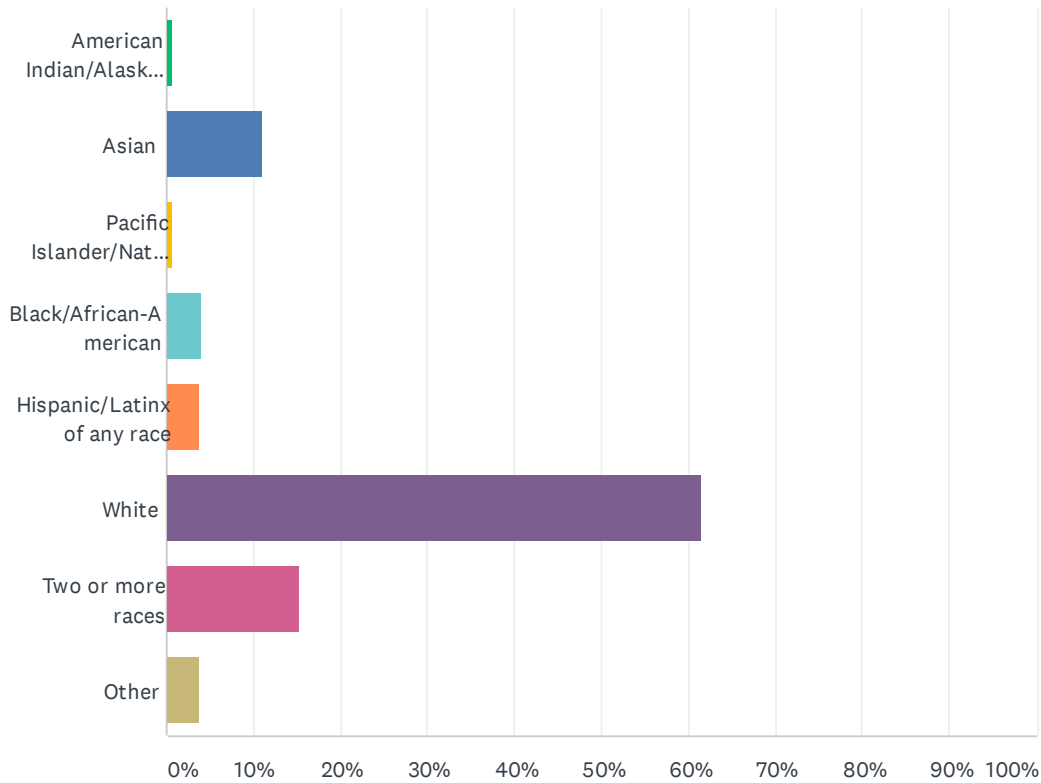
Answered: 383 Skipped: 9



ANSWER CHOICES	RESPONSES
American Indian/Alaskan Native	0.00% 0
Asian	12.79% 49
Pacific Islander/Native Hawaiian	0.78% 3
Black/African-American	3.66% 14
Hispanic/Latinx of any race	3.13% 12
White	68.41% 262
Two or more races	7.31% 28
Other	3.92% 15
TOTAL	383

Q6 What is your child's race/ethnic origin?

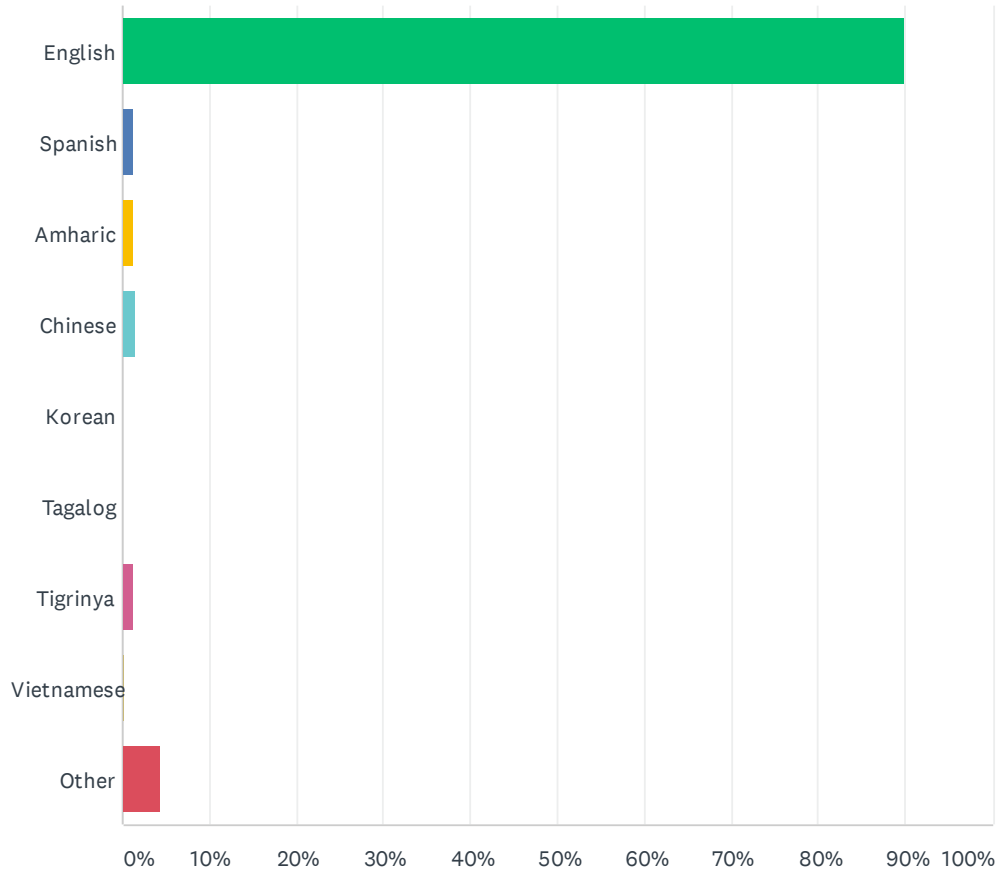
Answered: 382 Skipped: 10



ANSWER CHOICES	RESPONSES
American Indian/Alaskan Native	0.52% 2
Asian	10.99% 42
Pacific Islander/Native Hawaiian	0.52% 2
Black/African-American	3.93% 15
Hispanic/Latinx of any race	3.66% 14
White	61.52% 235
Two or more races	15.18% 58
Other	3.66% 14
TOTAL	382

Q7 What is your primary home language?

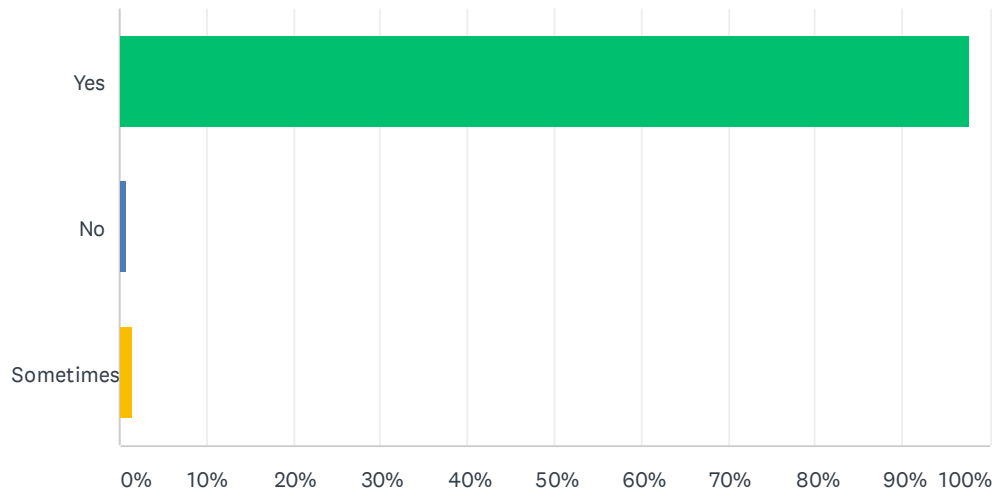
Answered: 390 Skipped: 2



ANSWER CHOICES	RESPONSES	
English	90.00%	351
Spanish	1.28%	5
Amharic	1.28%	5
Chinese	1.54%	6
Korean	0.00%	0
Tagalog	0.00%	0
Tigrinya	1.28%	5
Vietnamese	0.26%	1
Other	4.36%	17
TOTAL		390

Q8 Do you receive information from your child’s school and the school district in a language you understand?

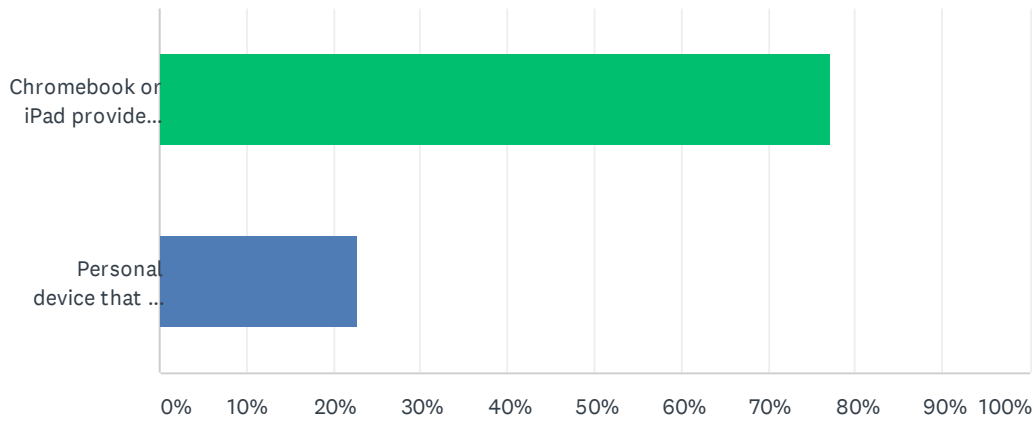
Answered: 391 Skipped: 1



ANSWER CHOICES	RESPONSES	
Yes	97.70%	382
No	0.77%	3
Sometimes	1.53%	6
TOTAL		391

Q9 Is your child using a school-issued or personal Chromebook or iPad for remote learning?

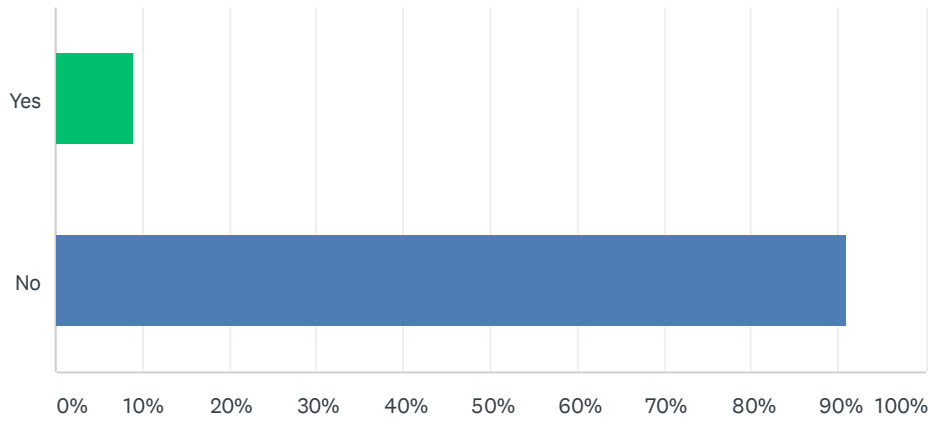
Answered: 391 Skipped: 1



ANSWER CHOICES	RESPONSES	
Chromebook or iPad provided by their school/district	77.24%	302
Personal device that we own	22.76%	89
TOTAL		391

Q10 Did you check out a WiFi hotspot from your school or district?

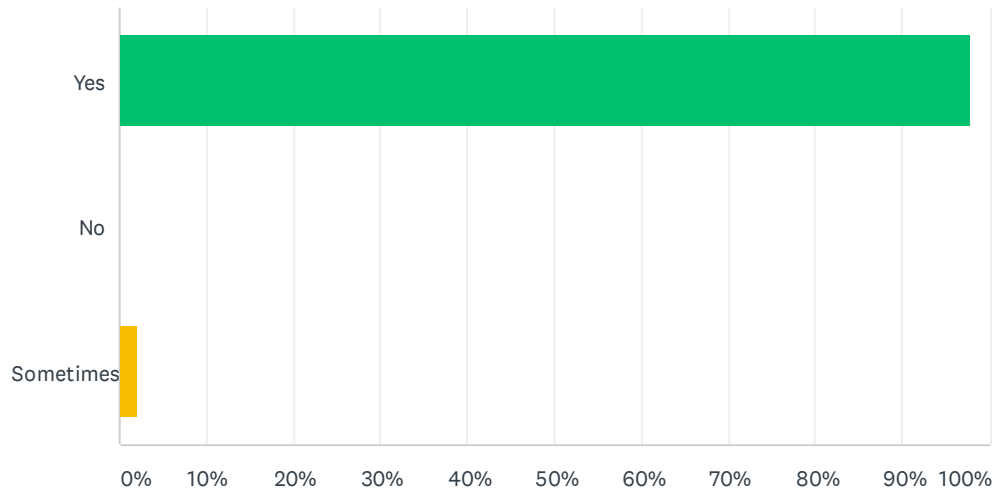
Answered: 389 Skipped: 3



ANSWER CHOICES	RESPONSES	
Yes	9.00%	35
No	91.00%	354
TOTAL		389

Q11 Is your child currently able to access the internet for remote learning?

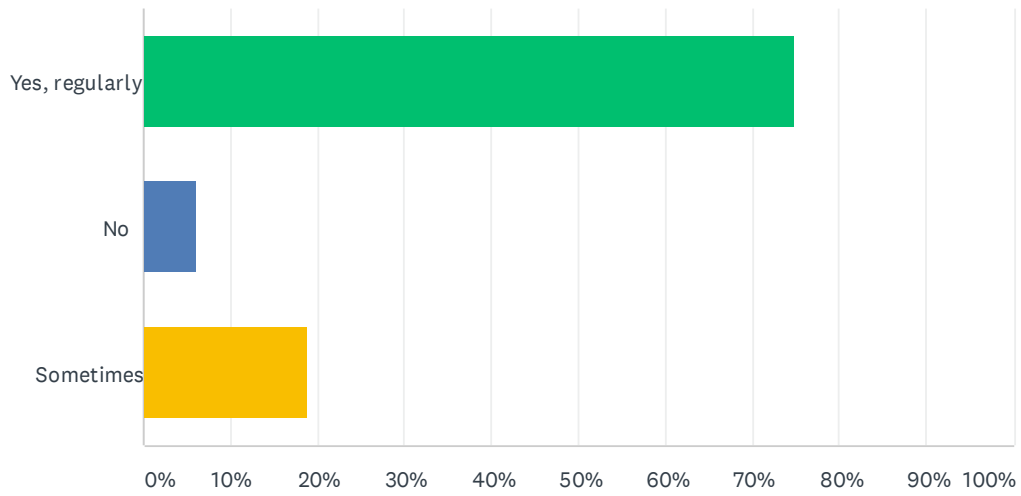
Answered: 391 Skipped: 1



ANSWER CHOICES	RESPONSES	
Yes	97.95%	383
No	0.00%	0
Sometimes	2.05%	8
TOTAL		391

Q12 Do you use the parent/guardian Canvas or Seesaw app or website to monitor/support your child's schoolwork?

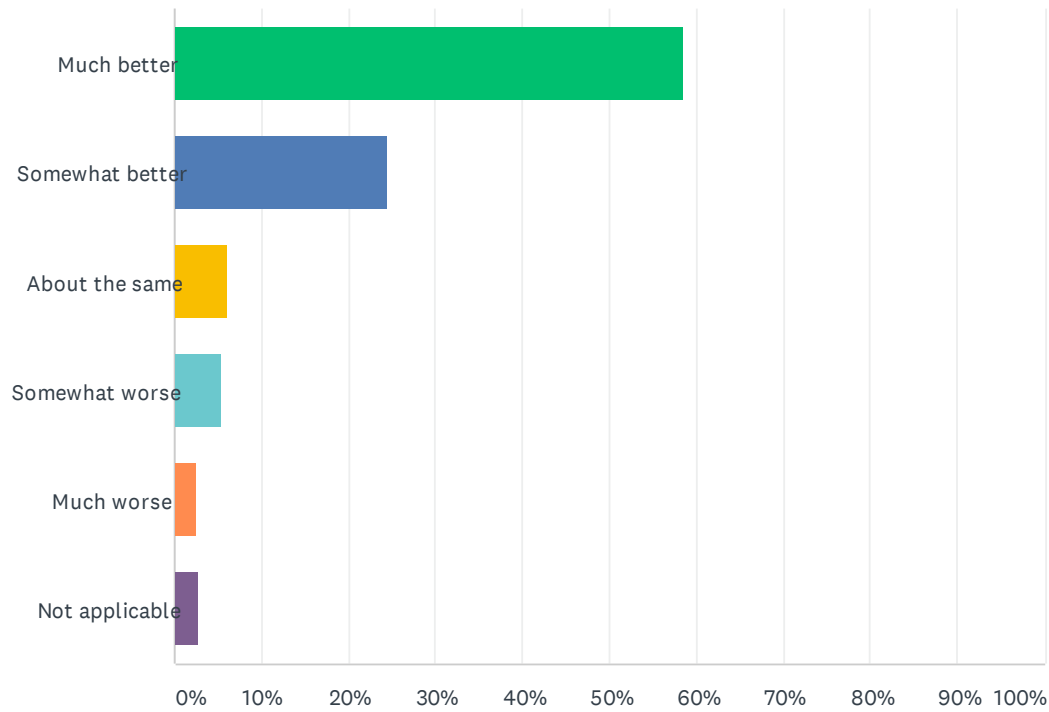
Answered: 391 Skipped: 1



ANSWER CHOICES		RESPONSES	
Yes, regularly		74.94%	293
No		6.14%	24
Sometimes		18.93%	74
TOTAL			391

Q13 Compared to your child’s remote learning experience in the spring, your child’s learning experience this fall has been:

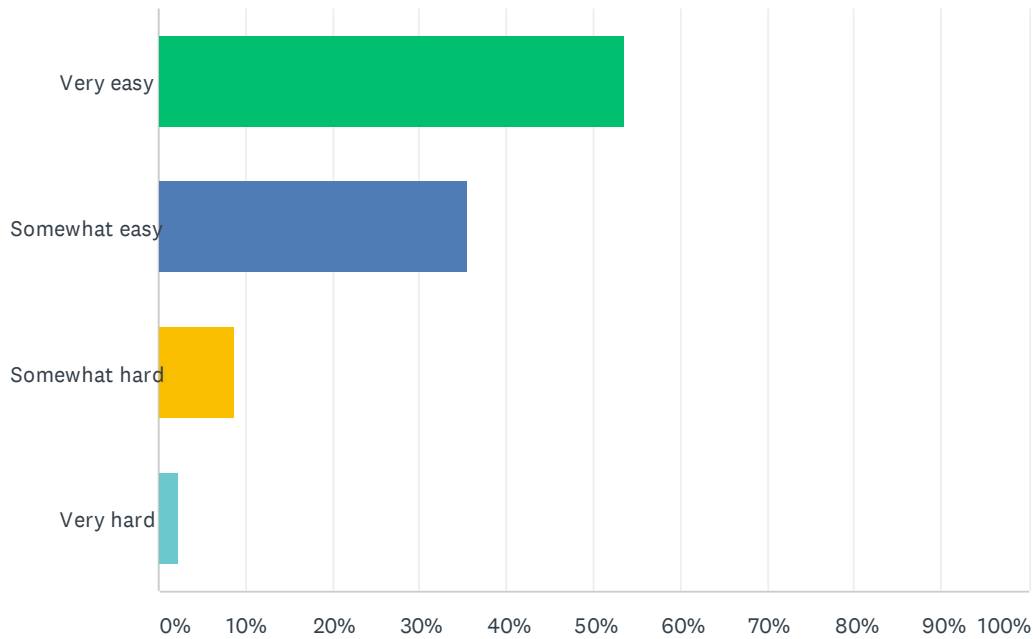
Answered: 391 Skipped: 1



ANSWER CHOICES	RESPONSES	
Much better	58.57%	229
Somewhat better	24.55%	96
About the same	6.14%	24
Somewhat worse	5.37%	21
Much worse	2.56%	10
Not applicable	2.81%	11
TOTAL		391

Q14 How easy or hard has it been for your child to find their class links, such as ClassLink, Canvas, Seesaw or Zoom?

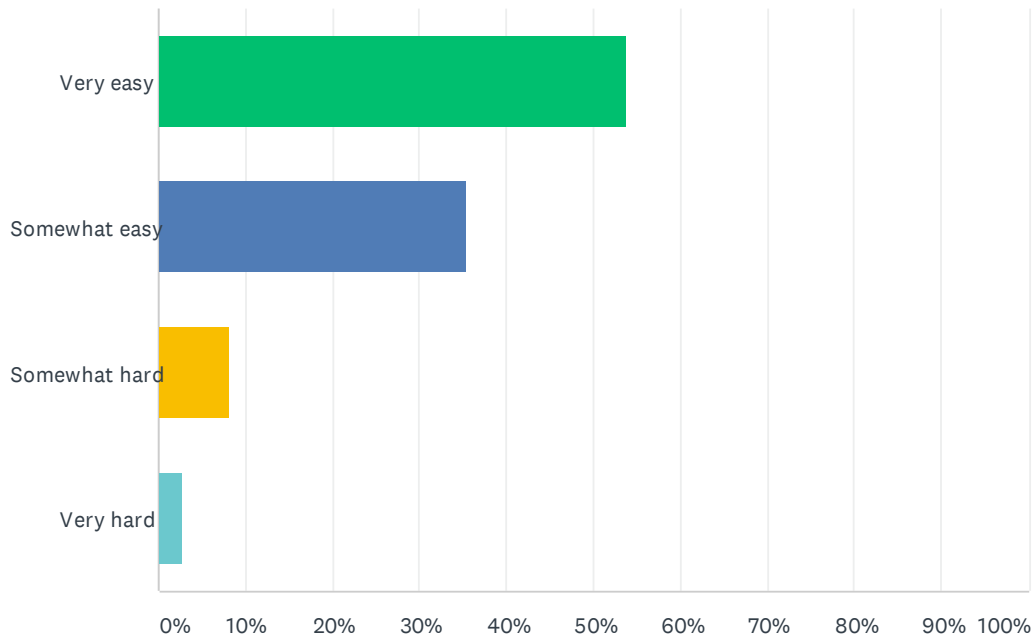
Answered: 389 Skipped: 3



ANSWER CHOICES	RESPONSES	
Very easy	53.47%	208
Somewhat easy	35.48%	138
Somewhat hard	8.74%	34
Very hard	2.31%	9
TOTAL		389

Q15 How easy or hard has it been for your child to find their class assignments?

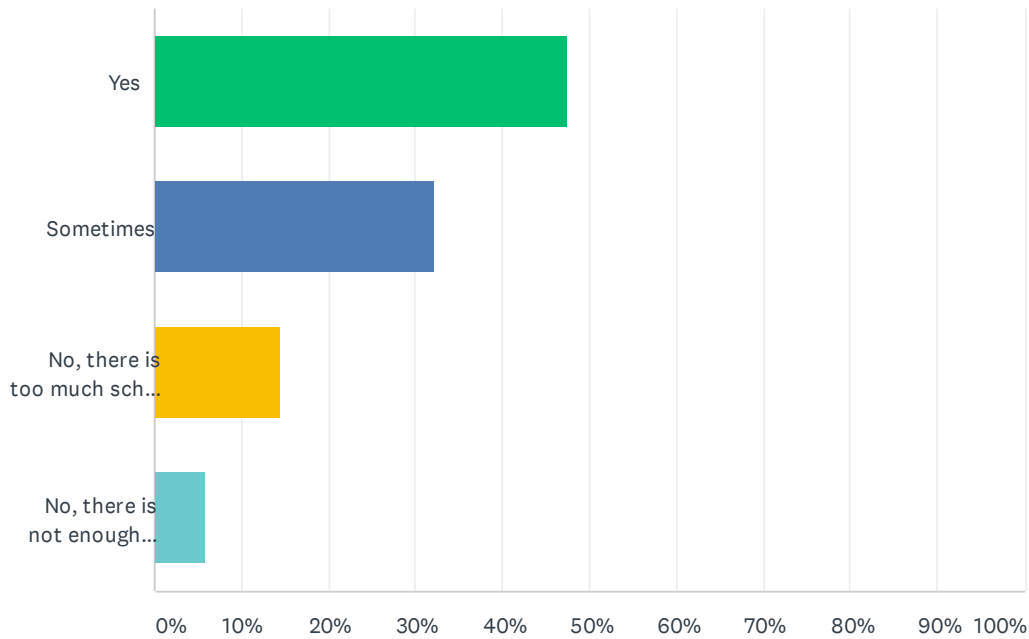
Answered: 391 Skipped: 1



ANSWER CHOICES	RESPONSES	
Very easy	53.71%	210
Somewhat easy	35.29%	138
Somewhat hard	8.18%	32
Very hard	2.81%	11
TOTAL		391

Q16 Do you feel your child has an appropriate level of school work in the current remote learning model?

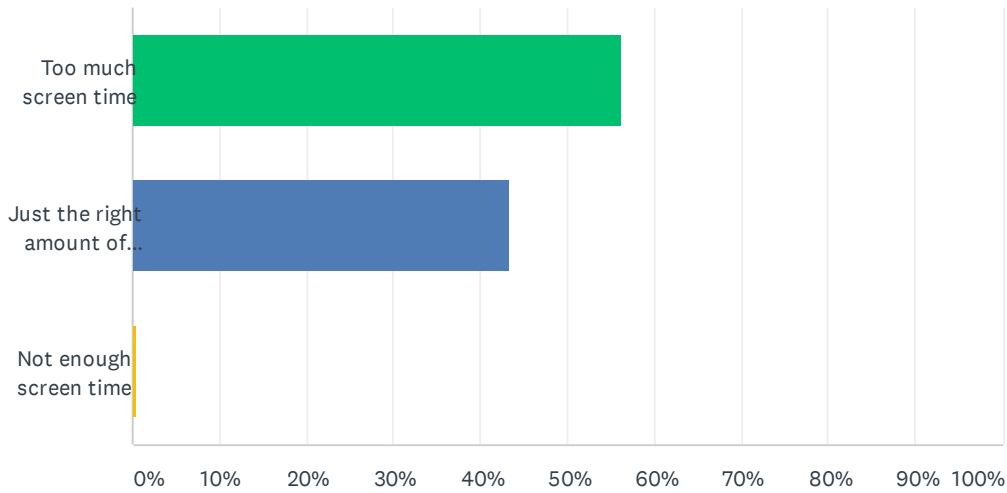
Answered: 390 Skipped: 2



ANSWER CHOICES	RESPONSES	
Yes	47.44%	185
Sometimes	32.31%	126
No, there is too much school work	14.36%	56
No, there is not enough school work	5.90%	23
TOTAL		390

Q17 My child's remote learning schedule requires:

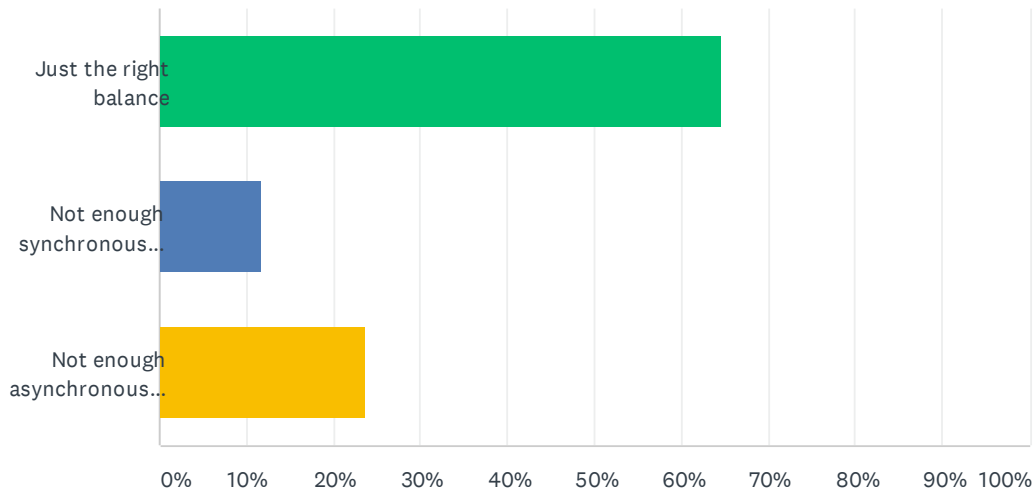
Answered: 388 Skipped: 4



ANSWER CHOICES	RESPONSES	
Too much screen time	56.19%	218
Just the right amount of screen time	43.30%	168
Not enough screen time	0.52%	2
TOTAL		388

Q18 I feel my child’s mix of synchronous (teacher-led) and asynchronous (teacher-directed) time is:

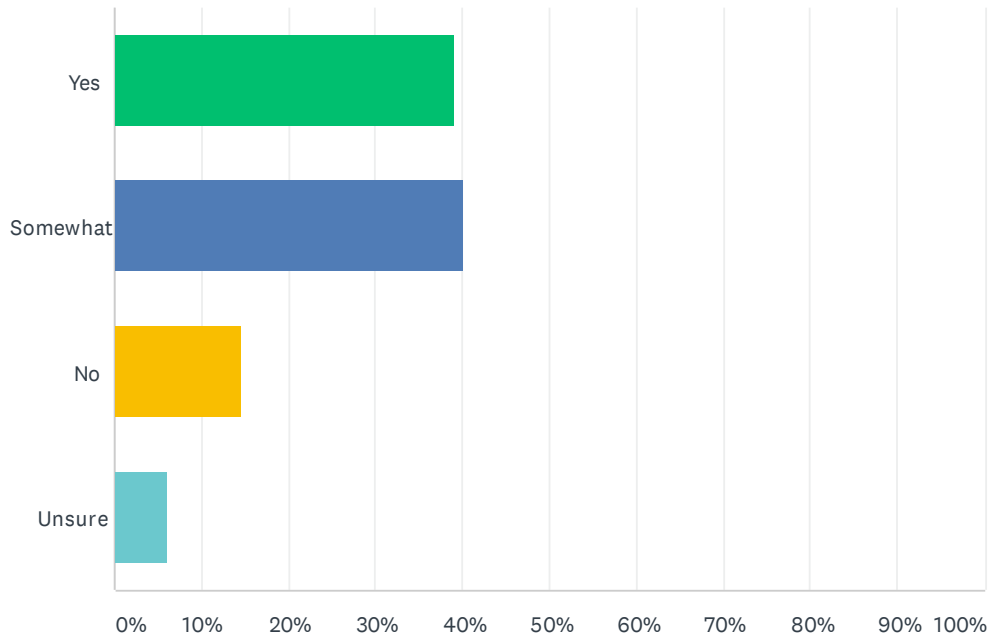
Answered: 376 Skipped: 16



ANSWER CHOICES	RESPONSES	
Just the right balance	64.63%	243
Not enough synchronous time	11.70%	44
Not enough asynchronous time	23.67%	89
TOTAL		376

Q19 I feel my child is progressing in their learning:

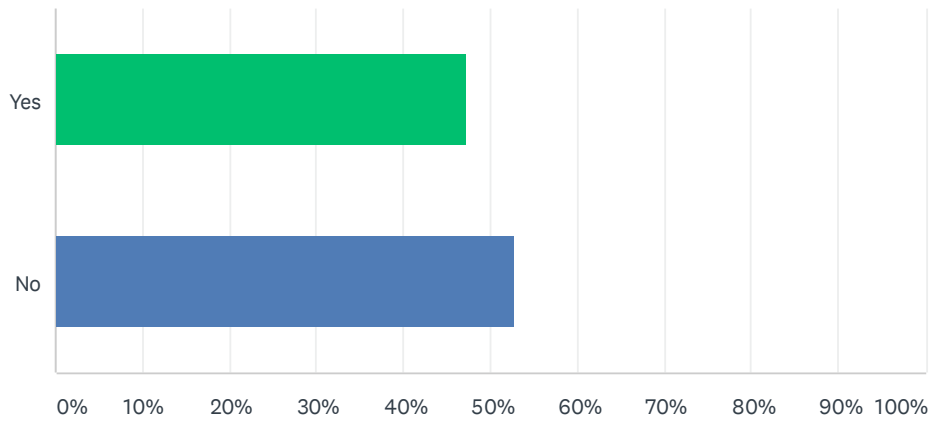
Answered: 391 Skipped: 1



ANSWER CHOICES	RESPONSES	
Yes	39.13%	153
Somewhat	40.15%	157
No	14.58%	57
Unsure	6.14%	24
TOTAL		391

Q20 Have you experienced any technology issues that have prevented your child from accessing their class or learning tools for a period of time?

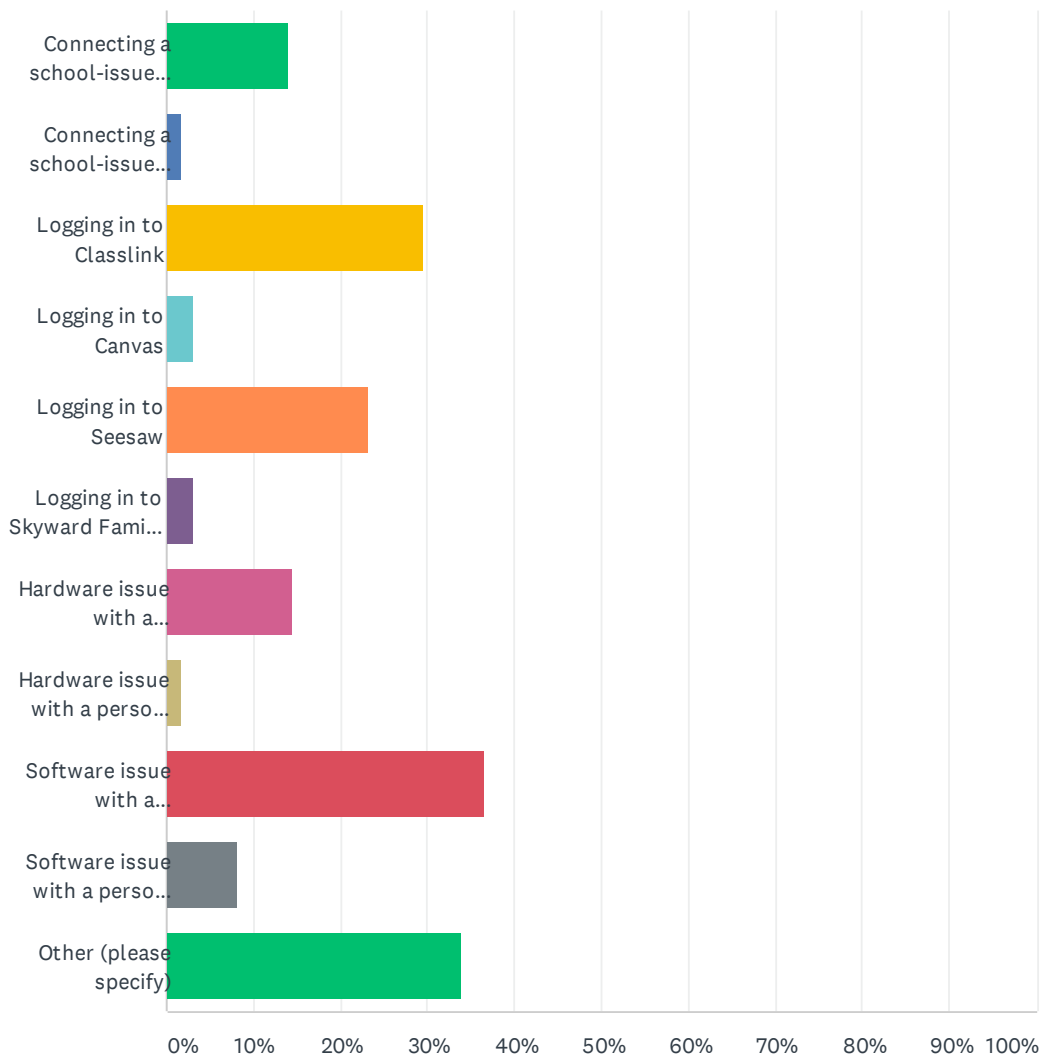
Answered: 391 Skipped: 1



ANSWER CHOICES	RESPONSES	
Yes	47.31%	185
No	52.69%	206
TOTAL		391

Q21 If you answered YES to the previous question, please indicate the type/s of technology issues you or your child has experienced: (select all that apply)

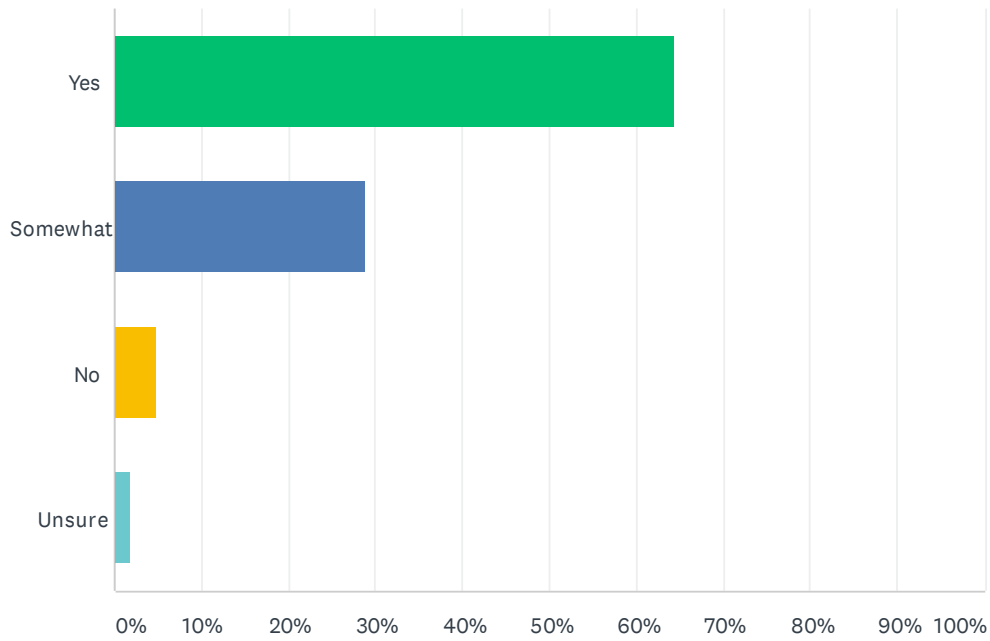
Answered: 186 Skipped: 206



ANSWER CHOICES	RESPONSES	
Connecting a school-issued Chromebook/iPad to home internet	13.98%	26
Connecting a school-issued Chromebook/iPad to a school-issued wifi hotspot	1.61%	3
Logging in to Classlink	29.57%	55
Logging in to Canvas	3.23%	6
Logging in to Seesaw	23.12%	43
Logging in to Skyward Family Access	3.23%	6
Hardware issue with a school-issued Chromebook/iPad	14.52%	27
Hardware issue with a personal computer/device owned by the student or family	1.61%	3
Software issue with a school-issued Chromebook/iPad	36.56%	68
Software issue with a personal computer/device owned by the student or family	8.06%	15
Other (please specify)	33.87%	63
Total Respondents: 186		

Q22 As a parent/guardian, I am provided enough information to support my child with remote learning:

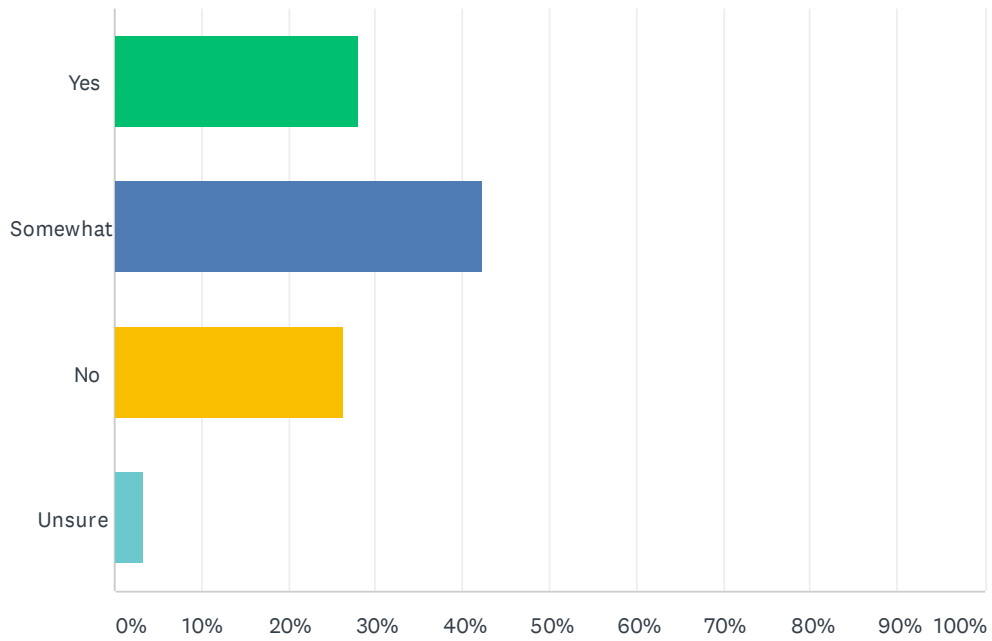
Answered: 389 Skipped: 3



ANSWER CHOICES	RESPONSES	
Yes	64.52%	251
Somewhat	28.79%	112
No	4.88%	19
Unsure	1.80%	7
TOTAL		389

Q23 Do you feel your child’s social and emotional needs are being supported by their school during this period of remote learning?

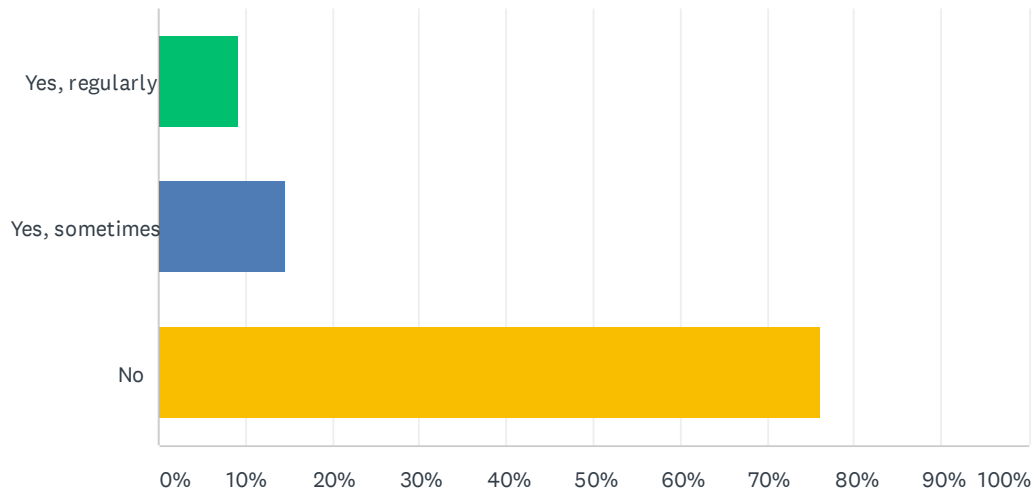
Answered: 391 Skipped: 1



ANSWER CHOICES	RESPONSES	
Yes	28.13%	110
Somewhat	42.20%	165
No	26.34%	103
Unsure	3.32%	13
TOTAL		391

Q24 Has your family accessed school meals during remote learning this fall?

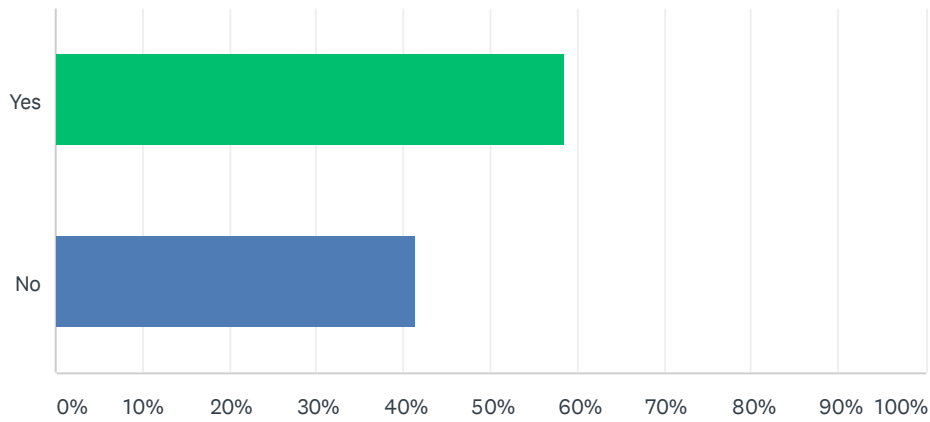
Answered: 390 Skipped: 2



ANSWER CHOICES		RESPONSES	
Yes, regularly		9.23%	36
Yes, sometimes		14.62%	57
No		76.15%	297
TOTAL			390

Q25 Did you attend or watch a recording of one of our Family Academy webinars at the beginning of the school year?

Answered: 391 Skipped: 1



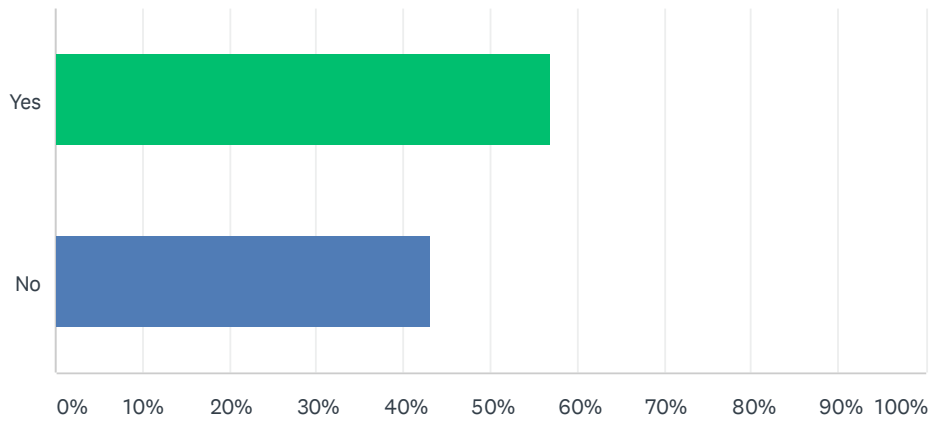
ANSWER CHOICES	RESPONSES	
Yes	58.57%	229
No	41.43%	162
TOTAL		391

Q26 If there is a topic you would like to see covered at a future Family Academy, please include it here.

Answered: 44 Skipped: 348

Q27 Have you accessed the Remote Learning Resources webpage on your school or district website?

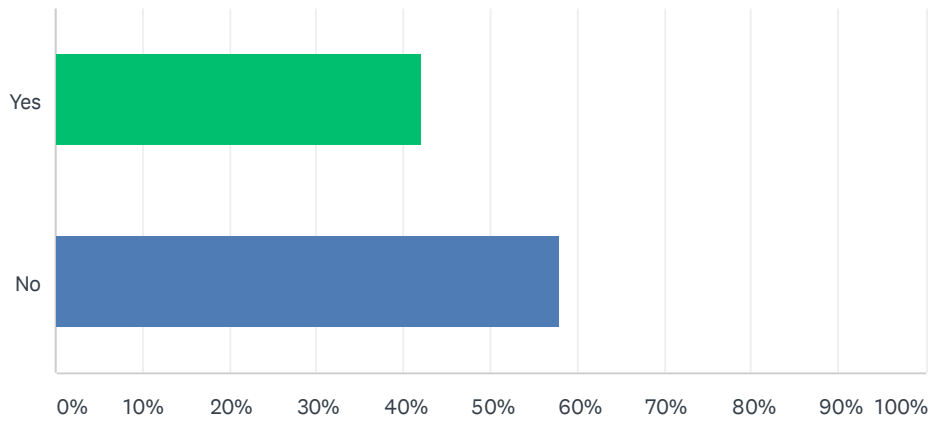
Answered: 389 Skipped: 3



ANSWER CHOICES	RESPONSES	
Yes	56.81%	221
No	43.19%	168
TOTAL		389

Q28 Have you contacted your school regarding any needs your family may have?

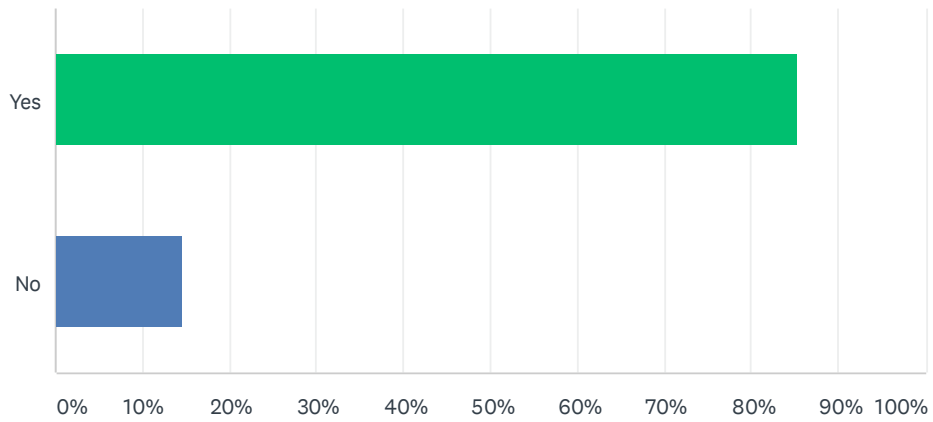
Answered: 390 Skipped: 2



ANSWER CHOICES	RESPONSES	
Yes	42.05%	164
No	57.95%	226
TOTAL		390

Q29 Do you know who to contact at your school if you need resources or support?

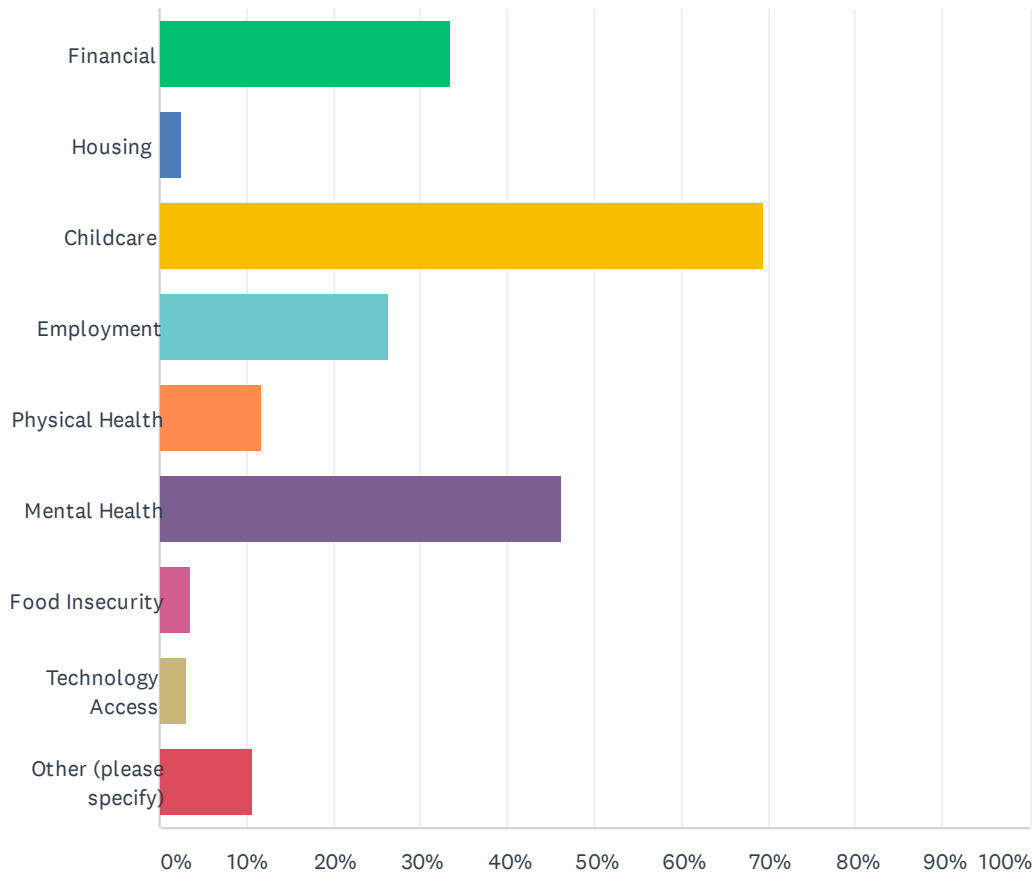
Answered: 390 Skipped: 2



ANSWER CHOICES	RESPONSES	
Yes	85.38%	333
No	14.62%	57
TOTAL		390

Q30 If your family is currently experiencing hardship due to the COVID-19 pandemic, what are those challenges? (select all that apply)

Answered: 197 Skipped: 195



ANSWER CHOICES	RESPONSES	
Financial	33.50%	66
Housing	2.54%	5
Childcare	69.54%	137
Employment	26.40%	52
Physical Health	11.68%	23
Mental Health	46.19%	91
Food Insecurity	3.55%	7
Technology Access	3.05%	6
Other (please specify)	10.66%	21
Total Respondents: 197		