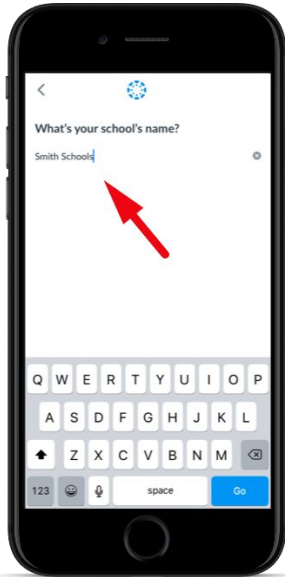


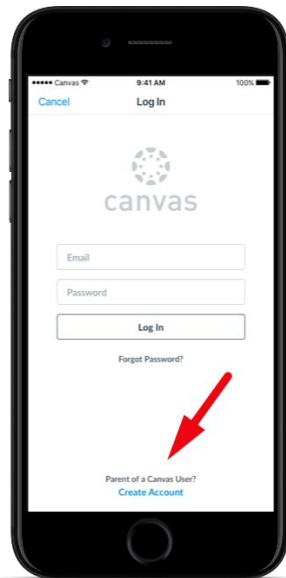


How to connect with your student using the Canvas Parent mobile app.

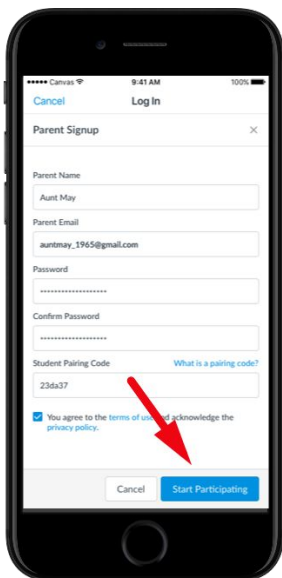
1 Download the Canvas Parent app from the App Store or Google Play.



2 Open the Canvas Parent app, tap the Find my School button, enter Shoreline School District, and proceed.



3 Tap Create Account link at the bottom of the login page.



4 Fill out the signup form, including the pairing code. Your child can obtain that by logging into their Canvas account (shorelineschools.instructure.com), clicking the Account icon, clicking Settings, and clicking the "Pair with Observer" button. Finally, tap the Start Participating button.



5 You're now connected!