

Shoreline School District - Budget Priorities 2009-2010



Results Overview

Date: 4/28/2009 3:42 PM PST
 Responses: Completes
 Filter: No filter applied

In response to the Washington State legislature's unprecedented proposed reduction in K-12 funding for 2009-11, the Shoreline School District is anticipating the need to significantly reduce expenditures for next year. Due to the reductions that have already been made over the past three years and the restoration of an ending fund balance necessary to provide fiscal stability and secure a strong bond rating, Shoreline is in a better position than many surrounding districts. However, cuts are inevitable for the coming school year and will be difficult. When Shoreline receives its final notification of next year's allocation, we will have limited time to construct a balanced budget. We would like to incorporate your input and opinions on budget priorities. Please take a few minutes and share your opinions about overall budget priorities for the Shoreline School District. Deadline for responding is April 27, 2009.

1. I am a _____: (Choose all that apply)






Student currently enrolled in a Shoreline SD school		95	4%
Parent of a student currently enrolled in a Shoreline SD school		1369	65%
Parent of a former student in a Shoreline SD school		195	9%
Community member w/ no students past or present in a Shoreline SD school		45	2%
Shoreline SD employee		685	32%

2. I am a _____: (Select the one that applies best)

Resident of Shoreline/Lake Forest Park		1609	76%
Resident outside boundaries of Shoreline/Lake Forest Park		506	24%
Total		2115	100%

"The mission of the Shoreline School District is to provide a collaborative learning community which engages all students in learning the academic and work-life skills needed to achieve their individual potential and become responsible citizens." Please rate the following items in terms of importance to the district's mission.



3. District and building leadership

No Opinion		86	4%
Least Important		253	12%
Somewhat Important		591	29%
Important		717	35%
Essential		423	20%
Total		2070	100%



4. Business and operations support (Payroll, Accounts Payable, HR, etc)

No Opinion		57	3%
Least Important		239	11%
Somewhat Important		750	36%
Important		733	35%
Essential		305	15%
Total		2084	100%



5. Technology infrastructure and support




No Opinion		12	1%
Least Important		177	9%
Somewhat Important		606	29%
Important		893	43%
Essential		393	19%
Total		2081	100%

6. Clerical and office support





No Opinion		28	1%
Least Important		178	9%
Somewhat Important		733	35%
Important		847	41%
Essential		284	14%
Total		2070	100%

7. Building custodial, food service and maintenance support




No Opinion		16	1%
Least Important		118	6%

Somewhat Important		684	33%
Important		903	43%
Essential		357	17%
Total		2078	100%






8. Materials and supplies to support building/school and department activities

No Opinion		6	0%
Least Important		69	3%
Somewhat Important		547	26%
Important		924	45%
Essential		530	26%
Total		2076	100%




9. Class size in kindergarten and first grade

No Opinion		34	2%
Least Important		115	6%
Somewhat Important		290	14%
Important		693	33%
Essential		953	46%
Total		2085	100%

10. Class size in grades two and three





No Opinion		30	1%
Least Important		81	4%
Somewhat Important		340	16%
Important		791	38%
Essential		840	40%
Total		2082	100%

11. Class size in grades four through six

No Opinion		27	1%
Least Important		77	4%
Somewhat Important		373	18%
Important		898	43%
Essential		710	34%

Total 2085 100%





12. Class size in grades seven and eight

No Opinion		28	1%
Least Important		74	4%
Somewhat Important		433	21%
Important		907	44%
Essential		638	31%
Total		2080	100%




13. Class size in grades nine to twelve

No Opinion		25	1%
Least Important		123	6%
Somewhat Important		434	21%
Important		859	41%
Essential		644	31%
Total		2085	100%





14. Extra support for struggling students

No Opinion		5	0%
Least Important		75	4%
Somewhat Important		325	16%
Important		773	37%
Essential		912	44%
Total		2090	100%






15. Highly capable, honors and advanced placement programs

No Opinion		5	0%
Least Important		278	13%
Somewhat Important		548	26%
Important		737	35%
Essential		524	25%
Total		2092	100%






16. Transportation for elementary students

No Opinion		24	1%
Least Important		190	9%
Somewhat Important		569	27%
Important		779	37%
Essential		524	25%
Total		2086	100%





17. Transportation for middle school students

No Opinion		28	1%
Least Important		240	12%
Somewhat Important		706	34%
Important		744	36%
Essential		367	18%
Total		2085	100%




18. Transportation for high school students



No Opinion		31	1%
Least Important		551	26%
Somewhat Important		733	35%
Important		541	26%
Essential		228	11%
Total		2084	100%

19. Transportation for optional programs (Room Nine, Highly Capable)

No Opinion		33	2%
Least Important		999	48%
Somewhat Important		589	28%
Important		322	15%
Essential		138	7%
Total		2081	100%

20. Transportation for extracurricular activities (athletics, clubs, etc.)


No Opinion		21	1%
Least Important		837	40%
Somewhat Important		699	34%

Important		411	20%
Essential		115	6%
Total		2083	100%






21. Mentoring, training programs and professional development for staff

No Opinion		12	1%
Least Important		321	15%
Somewhat Important		749	36%
Important		737	35%
Essential		275	13%
Total		2094	100%




22. Teacher planning, collaboration and preparation time

No Opinion		11	1%
Least Important		198	9%
Somewhat Important		585	28%
Important		773	37%
Essential		528	25%
Total		2095	100%

23. District-wide curriculum and assessment development

No Opinion		20	1%
Least Important		373	18%
Somewhat Important		727	35%
Important		720	34%
Essential		247	12%
Total		2087	100%

24. Regular upgrades of textbooks and instructional materials

No Opinion		4	0%
Least Important		149	7%
Somewhat Important		543	26%
Important		869	42%
Essential		521	25%
Total		2086	100%






25. Counseling, intervention specialist and family advocate support

No Opinion		13	1%
Least Important		250	12%
Somewhat Important		660	31%
Important		780	37%
Essential		393	19%
Total		2096	100%

26. Library/media specialist support

No Opinion		10	0%
Least Important		167	8%
Somewhat Important		687	33%
Important		819	39%
Essential		407	19%
Total		2090	100%



27. Nursing/health services support




No Opinion		12	1%
Least Important		213	10%
Somewhat Important		657	31%
Important		814	39%
Essential		398	19%
Total		2094	100%

28. Security monitors and school resource officer support

No Opinion		37	2%
Least Important		221	11%
Somewhat Important		685	33%
Important		775	37%
Essential		373	18%
Total		2091	100%

29. Playground, crossing guard and student supervision






No Opinion		17	1%
Least Important		177	8%

Somewhat Important		571	27%
Important		872	42%
Essential		456	22%
Total		2093	100%

30. Middle school athletics

No Opinion		34	2%
Least Important		430	20%
Somewhat Important		668	32%
Important		719	34%
Essential		250	12%
Total		2101	100%






31. Senior high athletics

No Opinion		34	2%
Least Important		231	12%
Somewhat Important		457	24%
Important		794	41%
Essential		411	21%
Total		1927	100%

32. Middle school extracurricular activities

No Opinion		30	2%
Least Important		294	15%
Somewhat Important		709	37%
Important		702	36%
Essential		193	10%
Total		1928	100%

33. Senior high extracurricular activities

No Opinion		31	2%
Least Important		246	13%
Somewhat Important		613	32%
Important		744	39%
Essential		295	15%

Total	1929	100%
-------	------	------

[Products & Services](#) | [About Us](#) | [Support/Help](#) | [Zoomerang Forums](#)

© 2009 Copyright MarketTools Inc. All Rights Reserved. | [Privacy Policy](#) | [Terms Of Use](#)